

Lampiran I

Kasus 14 awal akhir

Matriks korelasi analisis faktor konfirmatori dengan jumlah item 4

| | | | |
|--------|--------|------|------|
| 1.00 | | | |
| - 0.27 | 1.00 | | |
| 0.75 | - 0.32 | 1.00 | |
| 0.68 | - 0.47 | 0.86 | 1.00 |

Matriks korelasi analisis faktor konfirmatori dengan jumlah item 8

| | | | | | | | |
|--------|--------|------|------|------|------|------|------|
| 1.00 | | | | | | | |
| - 0.27 | 1.00 | | | | | | |
| 0.75 | - 0.32 | 1.00 | | | | | |
| 0.68 | - 0.47 | 0.86 | 1.00 | | | | |
| 0.42 | - 0.03 | 0.57 | 0.50 | 1.00 | | | |
| 0.58 | - 0.40 | 0.86 | 0.90 | 0.70 | 1.00 | | |
| 0.74 | - 0.47 | 0.85 | 0.96 | 0.53 | 0.91 | 1.00 | |
| 0.20 | - 0.23 | 0.49 | 0.54 | 0.41 | 0.63 | 0.56 | 1.00 |

Matriks korelasi analisis faktor konfirmatori dengan jumlah item 12

| | | | | | | | | | | | | |
|--------|--------|--------|--------|--------|--------|--------|--------|--------|--------|------|------|--|
| 1.00 | | | | | | | | | | | | |
| - 0.27 | 1.00 | | | | | | | | | | | |
| 0.75 | - 0.32 | 1.00 | | | | | | | | | | |
| 0.68 | - 0.47 | 0.86 | 1.00 | | | | | | | | | |
| 0.42 | - 0.03 | 0.57 | 0.50 | 1.00 | | | | | | | | |
| 0.58 | - 0.40 | 0.86 | 0.90 | 0.70 | 1.00 | | | | | | | |
| 0.74 | - 0.47 | 0.85 | 0.96 | 0.53 | 0.91 | 1.00 | | | | | | |
| 0.20 | - 0.23 | 0.49 | 0.54 | 0.41 | 0.63 | 0.56 | 1.00 | | | | | |
| 0.09 | 0.22 | 0.15 | 0.15 | 0.85 | 0.34 | 0.20 | 0.30 | 1.00 | | | | |
| 0.13 | - 0.01 | - 0.01 | - 0.24 | - 0.49 | - 0.44 | - 0.25 | - 0.45 | - 0.60 | 1.00 | | | |
| - 0.15 | - 0.57 | - 0.13 | 0.05 | 0.05 | 0.11 | 0.06 | 0.57 | 0.11 | - 0.34 | 1.00 | | |
| 0.64 | - 0.50 | 0.85 | 0.80 | 0.38 | 0.84 | 0.84 | 0.51 | - 0.07 | - 0.04 | 0.00 | 1.00 | |

Lampiran 2

Kasus 16 awal akhir

Matriks korelasi analisis faktor konfirmatori dengan jumlah item 4

| | | | |
|----------|----------|--------|--------|
| 1 . 00 | | | |
| - 0 . 12 | 1 . 00 | | |
| 0 . 78 | - 0 . 14 | 1 . 00 | |
| 0 . 44 | - 0 . 49 | 0 . 62 | 1 . 00 |

- Matriks korelasi analisis faktor konfirmatori dengan jumlah item 8

| | | | | | | | |
|----------|----------|--------|--------|--------|--------|--------|--------|
| 1 . 00 | | | | | | | |
| - 0 . 12 | 1 . 00 | | | | | | |
| 0 . 78 | - 0 . 14 | 1 . 00 | | | | | |
| 0 . 44 | - 0 . 49 | 0 . 62 | 1 . 00 | | | | |
| 0 . 49 | 0 . 10 | 0 . 64 | 0 . 35 | 1 . 00 | | | |
| 0 . 30 | - 0 . 47 | 0 . 53 | 0 . 90 | 0 . 43 | 1 . 00 | | |
| 0 . 65 | - 0 . 44 | 0 . 76 | 0 . 93 | 0 . 50 | 0 . 83 | 1 . 00 | |
| 0 . 19 | - 0 . 21 | 0 . 45 | 0 . 52 | 0 . 40 | 0 . 57 | 0 . 56 | 1 . 00 |

Matriks korelasi analisis faktor konfirmatori dengan jumlah item 12

| | | | | | | | | | | | | |
|--------|--------|--------|------|--------|--------|--------|--------|--------|--------|------|------|--|
| 1.00 | | | | | | | | | | | | |
| - 0.12 | 1.00 | | | | | | | | | | | |
| 0.78 | - 0.14 | 1.00 | | | | | | | | | | |
| 0.44 | - 0.49 | 0.62 | 1.00 | | | | | | | | | |
| 0.49 | 0.10 | 0.64 | 0.35 | 1.00 | | | | | | | | |
| 0.30 | - 0.47 | 0.53 | 0.90 | 0.43 | 1.00 | | | | | | | |
| 0.65 | - 0.44 | 0.76 | 0.93 | 0.50 | 0.83 | 1.00 | | | | | | |
| 0.19 | - 0.21 | 0.45 | 0.52 | 0.40 | 0.57 | 0.56 | 1.00 | | | | | |
| 0.04 | 0.15 | 0.06 | 0.11 | 0.66 | 0.32 | 0.15 | 0.27 | 1.00 | | | | |
| 0.05 | - 0.01 | 0.02 | 0.01 | - 0.29 | - 0.20 | - 0.06 | - 0.30 | - 0.58 | 1.00 | | | |
| - 0.13 | - 0.55 | - 0.14 | 0.00 | 0.00 | 0.07 | 0.02 | 0.53 | 0.15 | - 0.38 | 1.00 | | |
| 0.38 | - 0.55 | 0.55 | 0.80 | 0.17 | 0.87 | 0.77 | 0.47 | - 0.01 | 0.03 | 0.00 | 1.00 | |

Lampiran 3**Kasus 18 awal akhir****Matriks korelasi analisis faktor konfirmatori dengan jumlah item 4**

| | | | |
|----------|----------|--------|--------|
| 1 . 00 | | | |
| - 0 . 04 | 1 . 00 | | |
| 0 . 71 | - 0 . 10 | 1 . 00 | |
| 0 . 44 | - 0 . 45 | 0 . 60 | 1 . 00 |

Matriks korelasi analisis faktor konfirmatori dengan jumlah item 8

| | | | | | | | |
|----------|----------|--------|--------|--------|--------|--------|--------|
| 1 . 00 | | | | | | | |
| - 0 . 04 | 1 . 00 | | | | | | |
| 0 . 71 | - 0 . 10 | 1 . 00 | | | | | |
| 0 . 44 | - 0 . 45 | 0 . 60 | 1 . 00 | | | | |
| 0 . 55 | 0 . 17 | 0 . 61 | 0 . 36 | 1 . 00 | | | |
| 0 . 33 | - 0 . 43 | 0 . 50 | 0 . 89 | 0 . 44 | 1 . 00 | | |
| 0 . 61 | - 0 . 42 | 0 . 74 | 0 . 92 | 0 . 47 | 0 . 82 | 1 . 00 | |
| 0 . 17 | - 0 . 20 | 0 . 46 | 0 . 51 | 0 . 37 | 0 . 55 | 0 . 56 | 1 . 00 |

Matriks korelasi analisis faktor konfirmatori dengan jumlah item 12

| | | | | | | | | | | | |
|-------|-------|-------|-------|-------|-------|-------|-------|-------|-------|------|------|
| 1.00 | | | | | | | | | | | |
| -0.04 | 1.00 | | | | | | | | | | |
| 0.71 | -0.10 | 1.00 | | | | | | | | | |
| 0.44 | -0.45 | 0.60 | 1.00 | | | | | | | | |
| 0.55 | 0.17 | 0.61 | 0.36 | 1.00 | | | | | | | |
| 0.33 | -0.43 | 0.50 | 0.89 | 0.44 | 1.00 | | | | | | |
| 0.61 | -0.42 | 0.74 | 0.92 | 0.47 | 0.82 | 1.00 | | | | | |
| 0.17 | -0.20 | 0.46 | 0.51 | 0.37 | 0.55 | 0.56 | 1.00 | | | | |
| 0.12 | 0.22 | 0.12 | 0.14 | 0.68 | 0.32 | 0.14 | 0.27 | 1.00 | | | |
| -0.16 | -0.15 | -0.03 | -0.06 | -0.43 | -0.23 | -0.05 | -0.24 | -0.63 | 1.00 | | |
| -0.21 | -0.58 | -0.15 | -0.03 | -0.09 | 0.04 | 0.02 | 0.51 | 0.04 | -0.12 | 1.00 | |
| 0.32 | -0.56 | 0.51 | 0.77 | 0.11 | 0.83 | 0.77 | 0.46 | -0.06 | 0.11 | 0.03 | 1.00 |

Lampiran 4
Kasus 20 awal akhir

Matriks korelasi analisis faktor konfirmatori dengan jumlah item 4

| | | | | | | | | |
|---|-----|---|-----|-----|-----|-----|---|-----|
| 1 | .00 | | | | | | | |
| 0 | .08 | 1 | .00 | | | | | |
| 0 | .74 | 0 | .05 | 1 | .00 | | | |
| 0 | .45 | - | 0 | .38 | 0 | .55 | 1 | .00 |

Matriks korelasi analisis faktor konfirmatori dengan jumlah item 8

| | | | | | | | | | | | | | | | | |
|---|-----|---|-----|-----|-----|-----|-----|-----|-----|-----|---|-----|---|-----|---|-----|
| 1 | .00 | | | | | | | | | | | | | | | |
| 0 | .08 | 1 | .00 | | | | | | | | | | | | | |
| 0 | .74 | 0 | .05 | 1 | .00 | | | | | | | | | | | |
| 0 | .45 | - | 0 | .38 | 0 | .55 | 1 | .00 | | | | | | | | |
| 0 | .58 | 0 | .30 | 0 | .68 | 0 | .27 | 1 | .00 | | | | | | | |
| 0 | .38 | - | 0 | .32 | 0 | .48 | 0 | .90 | 0 | .37 | 1 | .00 | | | | |
| 0 | .63 | - | 0 | .33 | 0 | .69 | 0 | .93 | 0 | .41 | 0 | .84 | 1 | .00 | | |
| 0 | .19 | - | 0 | .09 | 0 | .50 | 0 | .39 | 0 | .47 | 0 | .43 | 0 | .46 | 1 | .00 |

Matriks korelasi analisis faktor konfirmatori dengan jumlah item 12

| | | | | | | | | | | | | | | | | | | |
|-------|-------|-------|-------|-------|-------|-------|-------|-------|-------|------|------|--|--|--|--|--|--|--|
| 1.00 | | | | | | | | | | | | | | | | | | |
| 0.08 | 1.00 | | | | | | | | | | | | | | | | | |
| 0.74 | 0.05 | 1.00 | | | | | | | | | | | | | | | | |
| 0.45 | -0.38 | 0.55 | 1.00 | | | | | | | | | | | | | | | |
| 0.58 | 0.30 | 0.68 | 0.27 | 1.00 | | | | | | | | | | | | | | |
| 0.38 | -0.32 | 0.48 | 0.90 | 0.37 | 1.00 | | | | | | | | | | | | | |
| 0.63 | -0.33 | 0.69 | 0.93 | 0.41 | 0.84 | 1.00 | | | | | | | | | | | | |
| 0.19 | -0.09 | 0.50 | 0.39 | 0.47 | 0.43 | 0.46 | 1.00 | | | | | | | | | | | |
| 0.23 | 0.31 | 0.25 | 0.16 | 0.70 | 0.35 | 0.19 | 0.30 | 1.00 | | | | | | | | | | |
| -0.12 | -0.15 | -0.06 | 0.05 | -0.44 | -0.10 | 0.04 | -0.33 | -0.55 | 1.00 | | | | | | | | | |
| -0.25 | -0.55 | -0.16 | -0.12 | -0.06 | -0.07 | -0.08 | 0.51 | -0.02 | -0.21 | 1.00 | | | | | | | | |
| 0.30 | -0.47 | 0.51 | 0.65 | 0.20 | 0.70 | 0.66 | 0.51 | -0.02 | 0.00 | 0.10 | 1.00 | | | | | | | |

Lampiran 5

Kasus 22 awal akhir

Matriks korelasi analisis faktor konfirmatori dengan jumlah item 4

| | | | | | | | | |
|---|-----|---|-----|-----|-----|-----|---|-----|
| 1 | .00 | | | | | | | |
| 0 | .23 | 1 | .00 | | | | | |
| 0 | .73 | 0 | .09 | 1 | .00 | | | |
| 0 | .50 | - | 0 | .19 | 0 | .53 | 1 | .00 |

Matriks korelasi analisis faktor konfirmatori dengan jumlah item 8

| | | | | | | | | | | | | | | | | |
|---|-----|---|-----|-----|-----|-----|-----|-----|-----|-----|---|-----|---|-----|---|-----|
| 1 | .00 | | | | | | | | | | | | | | | |
| 0 | .23 | 1 | .00 | | | | | | | | | | | | | |
| 0 | .73 | 0 | .09 | 1 | .00 | | | | | | | | | | | |
| 0 | .50 | - | 0 | .19 | 0 | .53 | 1 | .00 | | | | | | | | |
| 0 | .61 | 0 | .37 | 0 | .68 | 0 | .32 | 1 | .00 | | | | | | | |
| 0 | .39 | - | 0 | .22 | 0 | .49 | 0 | .86 | 0 | .39 | 1 | .00 | | | | |
| 0 | .65 | - | 0 | .17 | 0 | .70 | 0 | .90 | 0 | .44 | 0 | .84 | 1 | .00 | | |
| 0 | .18 | - | 0 | .04 | 0 | .49 | 0 | .33 | 0 | .46 | 0 | .43 | 0 | .45 | 1 | .00 |

Matriks korelasi analisis faktor konfirmatori dengan jumlah item 12

| | | | | | | | | | | | | | | | | | |
|-------|-------|-------|-------|-------|-------|-------|-------|-------|-------|------|------|--|--|--|--|--|--|
| 1.00 | | | | | | | | | | | | | | | | | |
| 0.23 | 1.00 | | | | | | | | | | | | | | | | |
| 0.73 | 0.09 | 1.00 | | | | | | | | | | | | | | | |
| 0.50 | -0.19 | 0.53 | 1.00 | | | | | | | | | | | | | | |
| 0.61 | 0.37 | 0.68 | 0.32 | 1.00 | | | | | | | | | | | | | |
| 0.39 | -0.22 | 0.49 | 0.86 | 0.39 | 1.00 | | | | | | | | | | | | |
| 0.65 | -0.17 | 0.70 | 0.90 | 0.44 | 0.84 | 1.00 | | | | | | | | | | | |
| 0.18 | -0.04 | 0.49 | 0.33 | 0.46 | 0.43 | 0.45 | 1.00 | | | | | | | | | | |
| 0.36 | 0.56 | 0.23 | 0.20 | 0.63 | 0.31 | 0.26 | 0.27 | 1.00 | | | | | | | | | |
| -0.23 | -0.25 | -0.10 | -0.12 | -0.47 | -0.13 | -0.04 | -0.29 | -0.49 | 1.00 | | | | | | | | |
| -0.25 | -0.47 | -0.16 | -0.14 | -0.07 | -0.08 | -0.09 | 0.51 | -0.02 | -0.17 | 1.00 | | | | | | | |
| 0.15 | -0.51 | 0.45 | 0.45 | 0.11 | 0.63 | 0.55 | 0.48 | -0.16 | 0.12 | 0.11 | 1.00 | | | | | | |

Matriks korelasi analisis faktor konfirmatori dengan jumlah item 16

| | | | | | | | | | | | | | | | | | | | |
|-------|-------|-------|-------|-------|-------|-------|-------|-------|-------|-------|-------|-------|------|-------|------|--|--|--|--|
| 1.00 | | | | | | | | | | | | | | | | | | | |
| 0.23 | 1.00 | | | | | | | | | | | | | | | | | | |
| 0.73 | 0.09 | 1.00 | | | | | | | | | | | | | | | | | |
| 0.50 | -0.19 | 0.53 | 1.00 | | | | | | | | | | | | | | | | |
| 0.61 | 0.37 | 0.68 | 0.32 | 1.00 | | | | | | | | | | | | | | | |
| 0.39 | -0.22 | 0.49 | 0.86 | 0.39 | 1.00 | | | | | | | | | | | | | | |
| 0.65 | -0.17 | 0.70 | 0.90 | 0.44 | 0.84 | 1.00 | | | | | | | | | | | | | |
| 0.18 | -0.04 | 0.49 | 0.33 | 0.46 | 0.43 | 0.45 | 1.00 | | | | | | | | | | | | |
| 0.36 | 0.56 | 0.23 | 0.20 | 0.63 | 0.31 | 0.26 | 0.27 | 1.00 | | | | | | | | | | | |
| -0.23 | -0.25 | -0.10 | -0.12 | -0.47 | -0.13 | -0.04 | -0.29 | -0.49 | 1.00 | | | | | | | | | | |
| -0.25 | -0.47 | -0.16 | -0.14 | -0.07 | -0.08 | -0.09 | 0.51 | -0.02 | -0.17 | 1.00 | | | | | | | | | |
| 0.15 | -0.51 | 0.45 | 0.45 | 0.11 | 0.63 | 0.55 | 0.48 | -0.16 | 0.12 | 0.11 | 1.00 | | | | | | | | |
| 0.50 | 0.17 | 0.52 | 0.24 | 0.50 | 0.23 | 0.29 | 0.57 | 0.31 | -0.40 | 0.33 | 0.14 | 1.00 | | | | | | | |
| 0.45 | 0.69 | 0.09 | -0.13 | 0.53 | -0.11 | -0.09 | 0.05 | 0.59 | -0.59 | -0.17 | -0.36 | 0.38 | 1.00 | | | | | | |
| 0.27 | 0.11 | 0.35 | 0.63 | 0.41 | 0.57 | 0.63 | 0.27 | 0.50 | -0.35 | -0.10 | 0.17 | 0.26 | 0.20 | 1.00 | | | | | |
| -0.13 | 0.21 | -0.05 | -0.56 | 0.02 | -0.47 | -0.37 | -0.24 | -0.20 | 0.43 | -0.14 | -0.39 | -0.28 | 0.04 | -0.47 | 1.00 | | | | |

Matriks korelasi analisis faktor konfirmatori dengan jumlah item 20

| | | | | | | | | | | | | | | | | | | | | |
|-------|-------|-------|-------|-------|-------|-------|-------|-------|-------|-------|-------|-------|-------|-------|-------|-------|------|------|------|--|
| 1.00 | | | | | | | | | | | | | | | | | | | | |
| 0.23 | 1.00 | | | | | | | | | | | | | | | | | | | |
| 0.73 | 0.09 | 1.00 | | | | | | | | | | | | | | | | | | |
| 0.50 | -0.19 | 0.53 | 1.00 | | | | | | | | | | | | | | | | | |
| 0.61 | 0.37 | 0.68 | 0.32 | 1.00 | | | | | | | | | | | | | | | | |
| 0.39 | -0.22 | 0.49 | 0.86 | 0.39 | 1.00 | | | | | | | | | | | | | | | |
| 0.65 | -0.17 | 0.70 | 0.90 | 0.44 | 0.84 | 1.00 | | | | | | | | | | | | | | |
| 0.18 | -0.04 | 0.49 | 0.33 | 0.46 | 0.43 | 0.45 | 1.00 | | | | | | | | | | | | | |
| 0.36 | 0.56 | 0.23 | 0.20 | 0.63 | 0.31 | 0.26 | 0.27 | 1.00 | | | | | | | | | | | | |
| -0.23 | -0.25 | -0.10 | -0.12 | -0.47 | -0.13 | -0.04 | -0.29 | -0.49 | 1.00 | | | | | | | | | | | |
| -0.25 | -0.47 | -0.16 | -0.14 | -0.07 | -0.08 | -0.09 | 0.51 | -0.02 | -0.17 | 1.00 | | | | | | | | | | |
| 0.15 | -0.51 | 0.45 | 0.45 | 0.11 | 0.63 | 0.55 | 0.48 | -0.16 | 0.12 | 0.11 | 1.00 | | | | | | | | | |
| 0.50 | 0.17 | 0.52 | 0.24 | 0.50 | 0.23 | 0.29 | 0.57 | 0.31 | -0.40 | 0.33 | 0.14 | 1.00 | | | | | | | | |
| 0.45 | 0.69 | 0.09 | -0.13 | 0.53 | -0.11 | -0.09 | 0.05 | 0.59 | -0.59 | -0.17 | -0.36 | 0.38 | 1.00 | | | | | | | |
| 0.27 | 0.11 | 0.35 | 0.63 | 0.41 | 0.57 | 0.63 | 0.27 | 0.50 | -0.35 | -0.10 | 0.17 | 0.26 | 0.20 | 1.00 | | | | | | |
| -0.13 | 0.21 | -0.05 | -0.56 | 0.02 | -0.47 | -0.37 | -0.24 | -0.20 | 0.43 | -0.14 | -0.39 | -0.28 | 0.04 | -0.47 | 1.00 | | | | | |
| -0.07 | 0.26 | -0.12 | 0.10 | 0.29 | 0.07 | -0.01 | 0.31 | 0.39 | -0.43 | 0.07 | 0.11 | 0.10 | 0.37 | 0.32 | -0.49 | 1.00 | | | | |
| 0.32 | 0.24 | 0.24 | 0.44 | 0.51 | 0.40 | 0.38 | 0.40 | 0.43 | -0.54 | 0.05 | 0.12 | 0.56 | 0.48 | 0.60 | -0.49 | 0.54 | 1.00 | | | |
| 0.44 | -0.33 | 0.71 | 0.70 | 0.27 | 0.61 | 0.80 | 0.56 | -0.01 | -0.03 | 0.07 | 0.69 | 0.32 | -0.25 | 0.51 | -0.47 | 0.02 | 0.37 | 1.00 | | |
| 0.66 | -0.09 | 0.73 | 0.66 | 0.39 | 0.45 | 0.74 | 0.34 | 0.11 | -0.06 | -0.07 | 0.32 | 0.48 | -0.12 | 0.45 | -0.33 | -0.06 | 0.34 | 0.75 | 1.00 | |

Lampiran 6

Kasus 24 awal akhir

Matriks korelasi analisis faktor konfirmatori dengan jumlah item 4

| | | | | | | | | |
|---|-----|---|-----|-----|-----|-----|---|-----|
| 1 | .00 | | | | | | | |
| 0 | .31 | 1 | .00 | | | | | |
| 0 | .68 | 0 | .22 | 1 | .00 | | | |
| 0 | .49 | - | 0 | .04 | 0 | .58 | 1 | .00 |

Matriks korelasi analisis faktor konfirmatori dengan jumlah item 8

| | | | | | | | | | | | | | | | |
|---|-----|---|-----|-----|-----|-----|-----|-----|-----|-----|-----|-----|-----|-----|-----|
| 1 | .00 | | | | | | | | | | | | | | |
| 0 | .31 | 1 | .00 | | | | | | | | | | | | |
| 0 | .68 | 0 | .22 | 1 | .00 | | | | | | | | | | |
| 0 | .49 | - | 0 | .04 | 0 | .58 | 1 | .00 | | | | | | | |
| 0 | .51 | 0 | .32 | 0 | .66 | 0 | .33 | 1 | .00 | | | | | | |
| 0 | .33 | - | 0 | .07 | 0 | .55 | 0 | .86 | 0 | .43 | 1 | .00 | | | |
| 0 | .66 | - | 0 | .11 | 0 | .60 | 0 | .79 | 0 | .34 | 0 | .66 | 1 | .00 | |
| 0 | .29 | 0 | .16 | 0 | .53 | 0 | .38 | 0 | .36 | 0 | .41 | 0 | .44 | 1 | .00 |

Matriks korelasi analisis faktor konfirmatori dengan jumlah item 12

| | | | | | | | | | | | | | | | | | | | |
|-------|-------|-------|-------|-------|-------|-------|-------|-------|-------|------|------|--|--|--|--|--|--|--|--|
| 1.00 | | | | | | | | | | | | | | | | | | | |
| 0.31 | 1.00 | | | | | | | | | | | | | | | | | | |
| 0.68 | 0.22 | 1.00 | | | | | | | | | | | | | | | | | |
| 0.49 | -0.04 | 0.58 | 1.00 | | | | | | | | | | | | | | | | |
| 0.51 | 0.32 | 0.66 | 0.33 | 1.00 | | | | | | | | | | | | | | | |
| 0.33 | -0.07 | 0.55 | 0.86 | 0.43 | 1.00 | | | | | | | | | | | | | | |
| 0.66 | -0.11 | 0.60 | 0.79 | 0.34 | 0.66 | 1.00 | | | | | | | | | | | | | |
| 0.29 | 0.16 | 0.53 | 0.38 | 0.36 | 0.41 | 0.44 | 1.00 | | | | | | | | | | | | |
| 0.32 | 0.51 | 0.25 | 0.21 | 0.64 | 0.32 | 0.22 | 0.24 | 1.00 | | | | | | | | | | | |
| -0.26 | -0.35 | -0.21 | -0.21 | -0.46 | -0.23 | -0.03 | -0.37 | -0.49 | 1.00 | | | | | | | | | | |
| -0.31 | -0.49 | -0.17 | -0.14 | -0.01 | -0.04 | -0.14 | 0.35 | 0.00 | -0.12 | 1.00 | | | | | | | | | |
| 0.20 | -0.31 | 0.49 | 0.48 | 0.10 | 0.62 | 0.52 | 0.53 | -0.14 | 0.02 | 0.06 | 1.00 | | | | | | | | |

Lampiran 7

Kasus 26 awal akhir

Matriks korelasi analisis faktor konfirmatori dengan jumlah item 4

| | | | | | | | | |
|---|-----|---|-----|-----|-----|-----|---|-----|
| 1 | .00 | | | | | | | |
| 0 | .31 | 1 | .00 | | | | | |
| 0 | .67 | 0 | .23 | 1 | .00 | | | |
| 0 | .43 | - | 0 | .02 | 0 | .58 | 1 | .00 |

Matriks korelasi analisis faktor konfirmatori dengan jumlah item 8

| | | | | | | | | | | | | | | | |
|---|-----|---|-----|-----|-----|-----|-----|-----|-----|-----|-----|-----|-----|-----|-----|
| 1 | .00 | | | | | | | | | | | | | | |
| 0 | .31 | 1 | .00 | | | | | | | | | | | | |
| 0 | .67 | 0 | .23 | 1 | .00 | | | | | | | | | | |
| 0 | .43 | - | 0 | .02 | 0 | .58 | 1 | .00 | | | | | | | |
| 0 | .50 | 0 | .36 | 0 | .61 | 0 | .25 | 1 | .00 | | | | | | |
| 0 | .33 | - | 0 | .06 | 0 | .55 | 0 | .81 | 0 | .43 | 1 | .00 | | | |
| 0 | .64 | - | 0 | .04 | 0 | .60 | 0 | .76 | 0 | .38 | 0 | .65 | 1 | .00 | |
| 0 | .27 | 0 | .22 | 0 | .53 | 0 | .40 | 0 | .37 | 0 | .40 | 0 | .48 | 1 | .00 |

Matriks korelasi analisis faktor konfirmatori dengan jumlah 12

| | | | | | | | | | | | | | | | | | | |
|-------|-------|-------|-------|-------|-------|-------|-------|-------|-------|------|------|--|--|--|--|--|--|--|
| 1.00 | | | | | | | | | | | | | | | | | | |
| 0.31 | 1.00 | | | | | | | | | | | | | | | | | |
| 0.67 | 0.23 | 1.00 | | | | | | | | | | | | | | | | |
| 0.43 | -0.02 | 0.58 | 1.00 | | | | | | | | | | | | | | | |
| 0.50 | 0.36 | 0.61 | 0.25 | 1.00 | | | | | | | | | | | | | | |
| 0.33 | -0.06 | 0.55 | 0.81 | 0.42 | 1.00 | | | | | | | | | | | | | |
| 0.64 | -0.04 | 0.60 | 0.76 | 0.38 | 0.65 | 1.00 | | | | | | | | | | | | |
| 0.27 | 0.22 | 0.53 | 0.40 | 0.37 | 0.40 | 0.48 | 1.00 | | | | | | | | | | | |
| 0.32 | 0.53 | 0.23 | 0.13 | 0.71 | 0.32 | 0.29 | 0.27 | 1.00 | | | | | | | | | | |
| -0.25 | -0.39 | -0.22 | -0.24 | -0.46 | -0.23 | -0.09 | -0.41 | -0.48 | 1.00 | | | | | | | | | |
| -0.31 | -0.52 | -0.18 | -0.15 | -0.11 | -0.06 | -0.21 | 0.25 | -0.13 | -0.05 | 1.00 | | | | | | | | |
| 0.20 | -0.30 | 0.49 | 0.47 | 0.09 | 0.62 | 0.50 | 0.52 | -0.13 | 0.02 | 0.05 | 1.00 | | | | | | | |

Lampiran 8

Kasus 28 awal akhir

Matriks korelasi analisis faktor konfirmatori dengan jumlah item 4

| | | | | | | | | |
|---|-----|---|-----|-----|-----|-----|---|-----|
| 1 | .00 | | | | | | | |
| 0 | .32 | 1 | .00 | | | | | |
| 0 | .67 | 0 | .23 | 1 | .00 | | | |
| 0 | .45 | - | 0 | .01 | 0 | .57 | 1 | .00 |

Matriks korelasi analisis faktor konfirmatori dengan jumlah item 8

| | | | | | | | | | | | | | | | |
|---|-----|---|-----|-----|-----|-----|-----|-----|-----|-----|-----|-----|-----|-----|-----|
| 1 | .00 | | | | | | | | | | | | | | |
| 0 | .32 | 1 | .00 | | | | | | | | | | | | |
| 0 | .67 | 0 | .23 | 1 | .00 | | | | | | | | | | |
| 0 | .45 | - | 0 | .01 | 0 | .57 | 1 | .00 | | | | | | | |
| 0 | .49 | 0 | .36 | 0 | .61 | 0 | .23 | 1 | .00 | | | | | | |
| 0 | .31 | - | 0 | .06 | 0 | .54 | 0 | .77 | 0 | .43 | 1 | .00 | | | |
| 0 | .65 | - | 0 | .03 | 0 | .59 | 0 | .76 | 0 | .36 | 0 | .61 | 1 | .00 | |
| 0 | .29 | 0 | .22 | 0 | .51 | 0 | .42 | 0 | .32 | 0 | .34 | 0 | .50 | 1 | .00 |

Matriks korelasi analisis faktor konfirmatori dengan jumlah item 12

| | | | | | | | | | | | | | | | | | | |
|-------|-------|-------|-------|-------|-------|-------|-------|-------|-------|------|------|--|--|--|--|--|--|--|
| 1.00 | | | | | | | | | | | | | | | | | | |
| 0.32 | 1.00 | | | | | | | | | | | | | | | | | |
| 0.67 | 0.23 | 1.00 | | | | | | | | | | | | | | | | |
| 0.45 | -0.01 | 0.57 | 1.00 | | | | | | | | | | | | | | | |
| 0.49 | 0.36 | 0.61 | 0.23 | 1.00 | | | | | | | | | | | | | | |
| 0.31 | -0.06 | 0.54 | 0.77 | 0.43 | 1.00 | | | | | | | | | | | | | |
| 0.65 | -0.03 | 0.59 | 0.76 | 0.36 | 0.61 | 1.00 | | | | | | | | | | | | |
| 0.29 | 0.22 | 0.51 | 0.42 | 0.32 | 0.34 | 0.50 | 1.00 | | | | | | | | | | | |
| 0.33 | 0.53 | 0.23 | 0.14 | 0.70 | 0.31 | 0.29 | 0.27 | 1.00 | | | | | | | | | | |
| -0.27 | -0.39 | -0.22 | -0.26 | -0.43 | -0.19 | -0.12 | -0.45 | -0.48 | 1.00 | | | | | | | | | |
| -0.28 | -0.50 | -0.18 | -0.12 | -0.13 | -0.10 | -0.17 | 0.29 | -0.11 | -0.10 | 1.00 | | | | | | | | |
| 0.21 | -0.29 | 0.49 | 0.48 | 0.08 | 0.60 | 0.50 | 0.51 | -0.13 | 0.01 | 0.05 | 1.00 | | | | | | | |

Lampiran 9
Kasus 30 awal akhir

Matriks korelasi analisis faktor konfirmatori dengan jumlah item 4

| | | | | | | | |
|---|-----|---|-----|---|-----|---|-----|
| 1 | .00 | | | | | | |
| 0 | .42 | 1 | .00 | | | | |
| 0 | .72 | 0 | .34 | 1 | .00 | | |
| 0 | .51 | 0 | .10 | 0 | .61 | 1 | .00 |

Matriks korelasi analisis faktor konfirmatori dengan jumlah item 8

| | | | | | | | | | | | | | | | |
|---|-----|---|-----|---|-----|---|-----|---|-----|---|-----|---|-----|---|-----|
| 1 | .00 | | | | | | | | | | | | | | |
| 0 | .42 | 1 | .00 | | | | | | | | | | | | |
| 0 | .72 | 0 | .34 | 1 | .00 | | | | | | | | | | |
| 0 | .51 | 0 | .10 | 0 | .61 | 1 | .00 | | | | | | | | |
| 0 | .52 | 0 | .40 | 0 | .63 | 0 | .27 | 1 | .00 | | | | | | |
| 0 | .38 | 0 | .05 | 0 | .57 | 0 | .79 | 0 | .45 | 1 | .00 | | | | |
| 0 | .60 | 0 | .00 | 0 | .56 | 0 | .75 | 0 | .36 | 0 | .61 | 1 | .00 | | |
| 0 | .37 | 0 | .31 | 0 | .54 | 0 | .48 | 0 | .35 | 0 | .42 | 0 | .51 | 1 | .00 |

Matriks korelasi analisis faktor konfirmatori dengan jumlah item 12

| | | | | | | | | | | | | | | | | | | | | | | | |
|---|------|---|------|---|------|---|------|---|------|---|------|---|------|---|------|---|------|---|------|---|-----|---|-----|
| 1 | .00 | | | | | | | | | | | | | | | | | | | | | | |
| 0 | .42 | 1 | .00 | | | | | | | | | | | | | | | | | | | | |
| 0 | .72 | 0 | .34 | 1 | .00 | | | | | | | | | | | | | | | | | | |
| 0 | .51 | 0 | .10 | 0 | .61 | 1 | .00 | | | | | | | | | | | | | | | | |
| 0 | .52 | 0 | .40 | 0 | .63 | 0 | .27 | 1 | .00 | | | | | | | | | | | | | | |
| 0 | .38 | 0 | .05 | 0 | .57 | 0 | .79 | 0 | .45 | 1 | .00 | | | | | | | | | | | | |
| 0 | .60 | 0 | .00 | 0 | .56 | 0 | .75 | 0 | .36 | 0 | .61 | 1 | .00 | | | | | | | | | | |
| 0 | .37 | 0 | .31 | 0 | .54 | 0 | .48 | 0 | .35 | 0 | .42 | 0 | .51 | 1 | .00 | | | | | | | | |
| 0 | .45 | 0 | .61 | 0 | .35 | 0 | .24 | 0 | .70 | 0 | .39 | 0 | .30 | 0 | .36 | 1 | .00 | | | | | | |
| - | 0.17 | - | 0.29 | - | 0.15 | - | 0.18 | - | 0.38 | - | 0.10 | - | 0.08 | - | 0.31 | - | 0.35 | 1 | .00 | | | | |
| - | 0.15 | - | 0.36 | - | 0.07 | - | 0.04 | - | 0.08 | - | 0.02 | - | 0.14 | 0 | .34 | 0 | 0.00 | - | 0.05 | 1 | .00 | | |
| 0 | .29 | - | 0.15 | 0 | .52 | 0 | .52 | 0 | .13 | 0 | .64 | 0 | .52 | 0 | .57 | 0 | 0.01 | 0 | .08 | 0 | .12 | 1 | .00 |

Lampiran 10

RELIABILITY ANALYSIS - SCALE (SPLIT) (awal akhir)
 N of Cases = 14.0
 Reliability Coefficients 4 items
 Correlation between forms = .2145 Equal-length Spearman-Brown = .3532
 Guttman Split-half = .2911 Unequal-length Spearman-Brown = .3532
 Alpha for part 1 = -.7287 Alpha for part 2 = .9158
 2 items in part 1 2 items in part 2

RELIABILITY ANALYSIS - SCALE (SPLIT) (gasal genap)
 N of Cases = 14.0
 Reliability Coefficients 4 items
 Correlation between forms = .6462 Equal-length Spearman-Brown = .7851
 Guttman Split-half = .7459 Unequal-length Spearman-Brown = .7851
 Alpha for part 1 = .8465 Alpha for part 2 = -.6599
 2 items in part 1 2 items in part 2

RELIABILITY ANALYSIS - SCALE (SPLIT) (awal akhir)
 N of Cases = 14.0
 Reliability Coefficients 8 items
 Correlation between forms = .7956 Equal-length Spearman-Brown = .8862
 Guttman Split-half = .8702 Unequal-length Spearman-Brown = .8862
 Alpha for part 1 = .5319 Alpha for part 2 = .8680
 4 items in part 1 4 items in part 2

RELIABILITY ANALYSIS - SCALE (SPLIT) (gasal genap)
 N of Cases = 14.0
 Reliability Coefficients 8 items
 Correlation between forms = .8342 Equal-length Spearman-Brown = .9096
 Guttman Split-half = .8922 Unequal-length Spearman-Brown = .9096
 Alpha for part 1 = .8775 Alpha for part 2 = .4795
 4 items in part 1 4 items in part 2

Reliability Coefficients (awal akhir)
 N of Cases = 14.0 N of Items = 12
 Correlation between forms = .7322 Equal-length Spearman-Brown = .8454
 Guttman Split-half = .8298 Unequal-length Spearman-Brown = .8454
 6 Items in part 1 6 Items in part 2
 Alpha for part 1 = .7754 Alpha for part 2 = .5459

Reliability Coefficients (gasal genap)
 N of Cases = 14.0 N of Items = 12
 Correlation between forms = .8190 Equal-length Spearman-Brown = .9005
 Guttman Split-half = .8952 Unequal-length Spearman-Brown = .9005
 6 Items in part 1 6 Items in part 2
 Alpha for part 1 = .7485 Alpha for part 2 = .5399

Reliability Coefficients (awal akhir)
 N of Cases = 14.0 N of Items = 16
 Correlation between forms = .5923 Equal-length Spearman-Brown = .7440
 Guttman Split-half = .5710 Unequal-length Spearman-Brown = .7440
 8 Items in part 1 8 Items in part 2
 Alpha for part 1 = .8566 Alpha for part 2 = -.2792

Reliability Coefficients (gasal genap)
 N of Cases = 14.0 N of Items = 16
 Correlation between forms = .7881 Equal-length Spearman-Brown = .8815
 Guttman Split-half = .7838 Unequal-length Spearman-Brown = .8815
 8 Items in part 1 8 Items in part 2
 Alpha for part 1 = .8065 Alpha for part 2 = -.0166

Reliability Coefficients (awal akhir)
 N of Cases = 14.0 N of Items = 20
 Correlation between forms = .7665 Equal-length Spearman-Brown = .8678
 Guttman Split-half = .8499 Unequal-length Spearman-Brown = .8678
 10 Items in part 1 10 Items in part 2
 Alpha for part 1 = .8120 Alpha for part 2 = .6045

Reliability Coefficients (gasal - genap)
 N of Cases = 14.0 N of Items = 20
 Correlation between forms = .8772 Equal-length Spearman-Brown = .9346
 Guttman Split-half = .8794 Unequal-length Spearman-Brown = .9346
 10 Items in part 1 10 Items in part 2
 Alpha for part 1 = .8341 Alpha for part 2 = .4432

Reliability Coefficients (awal akhir)
 N of Cases = 14.0 N of Items = 24
 Correlation between forms = .8194 Equal-length Spearman-Brown = .9007
 Guttman Split-half = .8941 Unequal-length Spearman-Brown = .9007
 12 Items in part 1 12 Items in part 2
 Alpha for part 1 = .8194 Alpha for part 2 = .7861

Reliability Coefficients (gasal genap)
 N of Cases = 14.0 N of Items = 24
 Correlation between forms = .9158 Equal-length Spearman-Brown = .9560
 Guttman Split-half = .9299 Unequal-length Spearman-Brown = .9560
 12 Items in part 1 12 Items in part 2
 Alpha for part 1 = .8684 Alpha for part 2 = .6565

Reliability Coefficients (awal akhir)
 N of Cases = 14.0 N of Items = 28
 Correlation between forms = .8835 Equal-length Spearman-Brown = .9381
 Guttman Split-half = .9323 Unequal-length Spearman-Brown = .9381
 14 Items in part 1 14 Items in part 2
 Alpha for part 1 = .8170 Alpha for part 2 = .8946

Reliability Coefficients (gasal genap)
 N of Cases = 14.0 N of Items = 28
 Correlation between forms = .8956 Equal-length Spearman-Brown = .9449
 Guttman Split-half = .9319 Unequal-length Spearman-Brown = .9449
 14 Items in part 1 14 Items in part 2
 Alpha for part 1 = .9013 Alpha for part 2 = .7992

Reliability Coefficients (awal akhir)
 N of Cases = 14.0 N of Items = 32
 Correlation between forms = .9088 Equal-length Spearman-Brown = .9522
 Guttman Split-half = .9048 Unequal-length Spearman-Brown = .9522
 16 Items in part 1 16 Items in part 2
 Alpha for part 1 = .7766 Alpha for part 2 = .9460

Reliability Coefficients (gasal genap)
 N of Cases = 14.0 N of Items = 32
 Correlation between forms = .9073 Equal-length Spearman-Brown = .9514
 Guttman Split-half = .9438 Unequal-length Spearman-Brown = .9514
 16 Items in part 1 16 Items in part 2
 Alpha for part 1 = .9160 Alpha for part 2 = .8538

Reliability Coefficients (awal akhir)
 N of Cases = 14.0 N of Items = 36
 Correlation between forms = .9348 Equal-length Spearman-Brown = .9663
 Guttman Split-half = .9194 Unequal-length Spearman-Brown = .9663
 18 Items in part 1 18 Items in part 2
 Alpha for part 1 = .7924 Alpha for part 2 = .9430

Reliability Coefficients (gasal genap)
 N of Cases = 14.0 N of Items = 36
 Correlation between forms = .9416 Equal-length Spearman-Brown = .9699
 Guttman Split-half = .9561 Unequal-length Spearman-Brown = .9699
 18 Items in part 1 18 Items in part 2
 Alpha for part 1 = .9196 Alpha for part 2 = .8511

Lampiran 11

Reliability Coefficients (awal akhir)
 N of Cases = 16.0 N of Items = 4
 Correlation between forms = .1895 Equal-length Spearman-Brown = .3187
 Guttman Split-half = .2792 Unequal-length Spearman-Brown = .3187
 2 Items in part 1 2 Items in part 2
 Alpha for part 1 = -.2612 Alpha for part 2 = .7521

Reliability Coefficients (gasal genap)
 N of Cases = 16.0 N of Items = 4
 Correlation between forms = .5217 Equal-length Spearman-Brown = .6857
 Guttman Split-half = .6440 Unequal-length Spearman-Brown = .6857
 2 Items in part 1 2 Items in part 2
 Alpha for part 1 = .8656 Alpha for part 2 = -1.7279

Reliability Coefficients (awal akhir)
 N of Cases = 16.0 N of Items = 8
 Correlation between forms = .7662 Equal-length Spearman-Brown = .8676
 Guttman Split-half = .8552 Unequal-length Spearman-Brown = .8676
 4 Items in part 1 4 Items in part 2
 Alpha for part 1 = .4771 Alpha for part 2 = .8321

Reliability Coefficients (gasal genap)
 N of Cases = 16.0 N of Items = 8
 Correlation between forms = .7068 Equal-length Spearman-Brown = .8282
 Guttman Split-half = .8105 Unequal-length Spearman-Brown = .8282
 4 Items in part 1 4 Items in part 2
 Alpha for part 1 = .8725 Alpha for part 2 = .4520

Reliability Coefficients (awal akhir)
 N of Cases = 16.0 N of Items = 12
 Correlation between forms = .6888 Equal-length Spearman-Brown = .8157
 Guttman Split-half = .8011 Unequal-length Spearman-Brown = .8157
 6 Items in part 1 6 Items in part 2
 Alpha for part 1 = .7201 Alpha for part 2 = .5259

Reliability Coefficients (gasal genap)
 N of Cases = 16.0 N of Items = 12
 Correlation between forms = .6384 Equal-length Spearman-Brown = .7793
 Guttman Split-half = .7783 Unequal-length Spearman-Brown = .7793
 6 Items in part 1 6 Items in part 2
 Alpha for part 1 = .7291 Alpha for part 2 = .5744

Reliability Coefficients (awalakhir)
 N of Cases = 16.0 N of Items = 16
 Correlation between forms = .5995 Equal-length Spearman-Brown = .7496
 Guttman Split-half = .5737 Unequal-length Spearman-Brown = .7496
 8 Items in part 1 8 Items in part 2
 Alpha for part 1 = .8292 Alpha for part 2 = -.5280

Reliability Coefficients (gasal genap)
 N of Cases = 16.0 N of Items = 16
 Correlation between forms = .6441 Equal-length Spearman-Brown = .7835
 Guttman Split-half = .7164 Unequal-length Spearman-Brown = .7835
 8 Items in part 1 8 Items in part 2
 Alpha for part 1 = .7875 Alpha for part 2 = .0362

Reliability Coefficients (awal akhir)
 N of Cases = 16.0 N of Items = 20
 Correlation between forms = .7638 Equal-length Spearman-Brown = .8661
 Guttman Split-half = .8442 Unequal-length Spearman-Brown = .8661
 10 Items in part 1 10 Items in part 2
 Alpha for part 1 = .7864 Alpha for part 2 = .5160

Reliability Coefficients (gasal genap)
 N of Cases = 16.0 N of Items = 20
 Correlation between forms = .8300 Equal-length Spearman-Brown = .9071
 Guttman Split-half = .8663 Unequal-length Spearman-Brown = .9071
 10 Items in part 1 10 Items in part 2
 Alpha for part 1 = .8022 Alpha for part 2 = .4096

Reliability Coefficients (awal akhir)
 N of Cases = 16.0 N of Items = 24
 Correlation between forms = .8142 Equal-length Spearman-Brown = .8976
 Guttman Split-half = .8923 Unequal-length Spearman-Brown = .8976
 12 Items in part 1 12 Items in part 2
 Alpha for part 1 = .7893 Alpha for part 2 = .7524

Reliability Coefficients (gasal genap)
 N of Cases = 16.0 N of Items = 24
 Correlation between forms = .8726 Equal-length Spearman-Brown = .9320
 Guttman Split-half = .9134 Unequal-length Spearman-Brown = .9320
 12 Items in part 1 12 Items in part 2
 Alpha for part 1 = .8441 Alpha for part 2 = .6342

Reliability Coefficients (awal akhir)
 N of Cases = 16.0 N of Items = 28
 Correlation between forms = .8737 Equal-length Spearman-Brown = .9326
 Guttman Split-half = .9233 Unequal-length Spearman-Brown = .9326
 14 Items in part 1 14 Items in part 2
 Alpha for part 1 = .7800 Alpha for part 2 = .8842

Reliability Coefficients (gasal genap)
 N of Cases = 16.0 N of Items = 28
 Correlation between forms = .8774 Equal-length Spearman-Brown = .9347
 Guttman Split-half = .9234 Unequal-length Spearman-Brown = .9347
 14 Items in part 1 14 Items in part 2
 Alpha for part 1 = .8856 Alpha for part 2 = .7751

Reliability Coefficients (awal akhir)
 N of Cases = 16.0 N of Items = 32
 Correlation between forms = .9113 Equal-length Spearman-Brown = .9536
 Guttman Split-half = .9082 Unequal-length Spearman-Brown = .9536
 16 Items in part 1 16 Items in part 2
 Alpha for part 1 = .7411 Alpha for part 2 = .9343

Reliability Coefficients (gasal genap)
 N of Cases = 16.0 N of Items = 32
 Correlation between forms = .8800 Equal-length Spearman-Brown = .9362
 Guttman Split-half = .9291 Unequal-length Spearman-Brown = .9362
 16 Items in part 1 16 Items in part 2
 Alpha for part 1 = .9046 Alpha for part 2 = .8297

Reliability Coefficients (awal akhir)
 N of Cases = 16.0 N of Items = 36
 Correlation between forms = .9208 Equal-length Spearman-Brown = .9588
 Guttman Split-half = .9114 Unequal-length Spearman-Brown = .9588
 18 Items in part 1 18 Items in part 2
 Alpha for part 1 = .7557 Alpha for part 2 = .9373

Reliability Coefficients (gasal genap)
 N of Cases = 16.0 N of Items = 36
 Correlation between forms = .9136 Equal-length Spearman-Brown = .9548
 Guttman Split-half = .9409 Unequal-length Spearman-Brown = .9548
 18 Items in part 1 18 Items in part 2
 Alpha for part 1 = .9113 Alpha for part 2 = .8282

Lampiran 12

Reliability Coefficients (awal akhir)
 N of Cases = 18.0 N of Items = 4
 Correlation between forms = .2071 Equal-length Spearman-Brown = .3432
 Guttman Split-half = .3103 Unequal-length Spearman-Brown = .3432
 2 Items in part 1 2 Items in part 2
 Alpha for part 1 = -.0833 Alpha for part 2 = .7460

Reliability Coefficients (gasal genap)
 N of Cases = 18.0 N of Items = 4
 Correlation between forms = .5494 Equal-length Spearman-Brown = .7092
 Guttman Split-half = .6702 Unequal-length Spearman-Brown = .7092
 2 Items in part 1 2 Items in part 2
 Alpha for part 1 = .8252 Alpha for part 2 = -1.5063

Reliability Coefficients (awal akhir)
 N of Cases = 18.0 N of Items = 8
 Correlation between forms = .7664 Equal-length Spearman-Brown = .8678
 Guttman Split-half = .8583 Unequal-length Spearman-Brown = .8678
 4 Items in part 1 4 Items in part 2
 Alpha for part 1 = .5015 Alpha for part 2 = .8251

Reliability Coefficients (gasal genap)
 N of Cases = 18.0 N of Items = 8
 Correlation between forms = .7180 Equal-length Spearman-Brown = .8358
 Guttman Split-half = .8174 Unequal-length Spearman-Brown = .8358
 4 Items in part 1 4 Items in part 2
 Alpha for part 1 = .8623 Alpha for part 2 = .4636

Reliability Coefficients (awal akhir)
 N of Cases = 18.0 N of Items = 12
 Correlation between forms = .5700 Equal-length Spearman-Brown = .7261
 Guttman Split-half = .7111 Unequal-length Spearman-Brown = .7261
 6 Items in part 1 6 Items in part 2
 Alpha for part 1 = .7339 Alpha for part 2 = .5041

Reliability Coefficients (gasal genap)
 N of Cases = 18.0 N of Items = 12
 Correlation between forms = .6115 Equal-length Spearman-Brown = .7589
 Guttman Split-half = .7573 Unequal-length Spearman-Brown = .7589
 6 Items in part 1 6 Items in part 2
 Alpha for part 1 = .7099 Alpha for part 2 = .5301

Reliability Coefficients (awal akhir)
 N of Cases = 18.0 N of Items = 16
 Correlation between forms = .5029 Equal-length Spearman-Brown = .6693
 Guttman Split-half = .5152 Unequal-length Spearman-Brown = .6693
 8 Items in part 1 8 Items in part 2
 Alpha for part 1 = .8304 Alpha for part 2 = -.5203

Reliability Coefficients (gasal genap)
 N of Cases = 18.0 N of Items = 16
 Correlation between forms = .6393 Equal-length Spearman-Brown = .7800
 Guttman Split-half = .7098 Unequal-length Spearman-Brown = .7800
 8 Items in part 1 8 Items in part 2
 Alpha for part 1 = .7719 Alpha for part 2 = -.0567

Reliability Coefficients (awal akhir)
 N of Cases = 18.0 N of Items = 20
 Correlation between forms = .7491 Equal-length Spearman-Brown = .8566
 Guttman Split-half = .8339 Unequal-length Spearman-Brown = .8566
 10 Items in part 1 10 Items in part 2
 Alpha for part 1 = .7666 Alpha for part 2 = .4941

Reliability Coefficients (gasal genap)
 N of Cases = 18.0 N of Items = 20
 Correlation between forms = .8177 Equal-length Spearman-Brown = .8997
 Guttman Split-half = .8561 Unequal-length Spearman-Brown = .8997
 10 Items in part 1 10 Items in part 2
 Alpha for part 1 = .7919 Alpha for part 2 = .3583

Reliability Coefficients (awal akhir)
 N of Cases = 18.0 N of Items = 24
 Correlation between forms = .8123 Equal-length Spearman-Brown = .8964
 Guttman Split-half = .8911 Unequal-length Spearman-Brown = .8964
 12 Items in part 1 12 Items in part 2
 Alpha for part 1 = .7674 Alpha for part 2 = .7374

Reliability Coefficients (gasal genap)
 N of Cases = 18.0 N of Items = 24
 Correlation between forms = .8642 Equal-length Spearman-Brown = .9271
 Guttman Split-half = .9077 Unequal-length Spearman-Brown = .9271
 12 Items in part 1 12 Items in part 2
 Alpha for part 1 = .8328 Alpha for part 2 = .6032

***** Method 1 (space saver) will be used for this analysis ***** (awal akhir)
 R E L I A B I L I T Y A N A L Y S I S - S C A L E (S P L I T)

N of
 Statistics for Mean Variance Std Dev Variables
 PART 1 57.1667 201.7941 14.2054 14
 PART 2 62.4444 296.0261 17.2054 14
 SCALE 119.6111 916.8399 30.2794 28

Reliability Coefficients

N of Cases = 18.0 N of Items = 28
 Correlation between forms = .8572 Equal-length Spearman-Brown = .9231
 Guttman Split-half = .9141 Unequal-length Spearman-Brown = .9231
 14 Items in part 1 14 Items in part 2
 Alpha for part 1 = .7582 Alpha for part 2 = .8806

***** Method 1 (space saver) will be used for this analysis ***** (gasal genap)

R E L I A B I L I T Y A N A L Y S I S - S C A L E (S P L I T)

N of
 Statistics for Mean Variance Std Dev Variables
 PART 1 61.6667 300.1176 17.3239 14
 PART 2 57.9444 194.5261 13.9473 14
 SCALE 119.6111 916.8399 30.2794 28

Reliability Coefficients

N of Cases = 18.0 N of Items = 28
 Correlation between forms = .8737 Equal-length Spearman-Brown = .9326
 Guttman Split-half = .9210 Unequal-length Spearman-Brown = .9326
 14 Items in part 1 14 Items in part 2
 Alpha for part 1 = .8762 Alpha for part 2 = .7572

***** Method 1 (space saver) will be used for this analysis ***** (awal akhir)

R E L I A B I L I T Y A N A L Y S I S - S C A L E (S P L I T)

N of
 Statistics for Mean Variance Std Dev Variables
 PART 1 65.1667 211.4412 14.5410 16
 PART 2 72.3889 497.5458 22.3057 16
 SCALE 137.5556 1291.2026 35.9333 32

Reliability Coefficients

N of Cases = 18.0 N of Items = 32
 Correlation between forms = .8975 Equal-length Spearman-Brown = .9460
 Guttman Split-half = .9018 Unequal-length Spearman-Brown = .9460
 16 Items in part 1 16 Items in part 2
 Alpha for part 1 = .7209 Alpha for part 2 = .9318

***** Method 1 (space saver) will be used for this analysis ***** (gasal genap)

R E L I A B I L I T Y A N A L Y S I S - S C A L E (S P L I T)

N of
 Statistics for Mean Variance Std Dev Variables
 PART 1 70.9444 405.8203 20.1450 16
 PART 2 66.6111 287.1928 16.9468 16
 SCALE 137.5556 1291.2026 35.9333 32

Reliability Coefficients

N of Cases = 18.0 N of Items = 32
 Correlation between forms = .8761 Equal-length Spearman-Brown = .9340
 Guttman Split-half = .9266 Unequal-length Spearman-Brown = .9340
 16 Items in part 1 16 Items in part 2
 Alpha for part 1 = .8977 Alpha for part 2 = .8172

Reliability Coefficients (awal akhir)
 N of Cases = 18.0 N of Items = 36
 Correlation between forms = .9034 Equal-length Spearman-Brown = .9493
 Guttman Split-half = .9032 Unequal-length Spearman-Brown = .9493
 18 Items in part 1 18 Items in part 2
 Alpha for part 1 = .7382 Alpha for part 2 = .9354

***** Method 1 (space saver) will be used for this analysis ***** (gasal genap)

RELIABILITY ANALYSIS - SCALE (SPLIT)
 N of

| Statistics for | Mean | Variance | Std Dev | Variables |
|----------------|----------|-----------|---------|-----------|
| PART 1 | 81.0000 | 492.7059 | 22.1970 | 18 |
| PART 2 | 78.4444 | 305.4379 | 17.4768 | 18 |
| SCALE | 159.4444 | 1505.6732 | 38.8030 | 36 |

Reliability Coefficients
 N of Cases = 18.0 N of Items = 36
 Correlation between forms = .9119 Equal-length Spearman-Brown = .9539
 Guttman Split-half = .9398 Unequal-length Spearman-Brown = .9539
 18 Items in part 1 18 Items in part 2
 Alpha for part 1 = .9050 Alpha for part 2 = .8163



Lampiran 13

Reliability Coefficients (awal akhir)
 N of Cases = 20.0 N of Items = 4
 Correlation between forms = .3107 Equal-length Spearman-Brown = .4741
 Guttman Split-half = .4430 Unequal-length Spearman-Brown = .4741
 2 Items in part 1 2 Items in part 2
 Alpha for part 1 = .1495 Alpha for part 2 = .7029

Reliability Coefficients (gasal genap)
 N of Cases = 20.0 N of Items = 4
 Correlation between forms = .5944 Equal-length Spearman-Brown = .7456
 Guttman Split-half = .7077 Unequal-length Spearman-Brown = .7456
 2 Items in part 1 2 Items in part 2
 Alpha for part 1 = .8430 Alpha for part 2 = -1.1367

Reliability Coefficients (awal akhir)
 N of Cases = 20.0 N of Items = 8
 Correlation between forms = .7917 Equal-length Spearman-Brown = .8837
 Guttman Split-half = .8785 Unequal-length Spearman-Brown = .8837
 4 Items in part 1 4 Items in part 2
 Alpha for part 1 = .5743 Alpha for part 2 = .7978

Reliability Coefficients (gasal genap)
 N of Cases = 20.0 N of Items = 8
 Correlation between forms = .7464 Equal-length Spearman-Brown = .8548
 Guttman Split-half = .8315 Unequal-length Spearman-Brown = .8548
 4 Items in part 1 4 Items in part 2
 Alpha for part 1 = .8651 Alpha for part 2 = .4712

Reliability Coefficients (awal akhir)
 N of Cases = 20.0 N of Items = 12
 Correlation between forms = .5760 Equal-length Spearman-Brown = .7310
 Guttman Split-half = .7033 Unequal-length Spearman-Brown = .7310
 6 Items in part 1 6 Items in part 2
 Alpha for part 1 = .7657 Alpha for part 2 = .4545

Reliability Coefficients (gasal genap)
 N of Cases = 20.0 N of Items = 12
 Correlation between forms = .6333 Equal-length Spearman-Brown = .7755
 Guttman Split-half = .7713 Unequal-length Spearman-Brown = .7755
 6 Items in part 1 6 Items in part 2
 Alpha for part 1 = .7225 Alpha for part 2 = .5156

Reliability Coefficients (awal akhir)
 N of Cases = 20.0 N of Items = 16
 Correlation between forms = .6024 Equal-length Spearman-Brown = .7518
 Guttman Split-half = .6191 Unequal-length Spearman-Brown = .7518
 8 Items in part 1 8 Items in part 2
 Alpha for part 1 = .8395 Alpha for part 2 = -.1488

Reliability Coefficients (gasal genap)
 N of Cases = 20.0 N of Items = 16
 Correlation between forms = .7021 Equal-length Spearman-Brown = .8250
 Guttman Split-half = .7656 Unequal-length Spearman-Brown = .8250
 8 Items in part 1 8 Items in part 2
 Alpha for part 1 = .7872 Alpha for part 2 = .1572

Reliability Coefficients (awal akhir)
 N of Cases = 20.0 N of Items = 20
 Correlation between forms = .7155 Equal-length Spearman-Brown = .8341
 Guttman Split-half = .8147 Unequal-length Spearman-Brown = .8341
 10 Items in part 1 10 Items in part 2
 Alpha for part 1 = .7892 Alpha for part 2 = .5543

Reliability Coefficients (gasal genap)
 N of Cases = 20.0 N of Items = 20
 Correlation between forms = .8164 Equal-length Spearman-Brown = .8989
 Guttman Split-half = .8627 Unequal-length Spearman-Brown = .8989
 10 Items in part 1 10 Items in part 2
 Alpha for part 1 = .7923 Alpha for part 2 = .4588

Reliability Coefficients (awal akhir)
 N of Cases = 20.0 N of Items = 24
 Correlation between forms = .8378 Equal-length Spearman-Brown = .9117
 Guttman Split-half = .9005 Unequal-length Spearman-Brown = .9117
 12 Items in part 1 12 Items in part 2
 Alpha for part 1 = .7741 Alpha for part 2 = .7667

Reliability Coefficients (gasal genap)
 N of Cases = 20.0 N of Items = 24
 Correlation between forms = .8711 Equal-length Spearman-Brown = .9311
 Guttman Split-half = .9173 Unequal-length Spearman-Brown = .9311
 12 Items in part 1 12 Items in part 2
 Alpha for part 1 = .8311 Alpha for part 2 = .6679

Reliability Coefficients (awal akhir)
 N of Cases = 20.0 N of Items = 28
 Correlation between forms = .8821 Equal-length Spearman-Brown = .9374
 Guttman Split-half = .9312 Unequal-length Spearman-Brown = .9374
 14 Items in part 1 14 Items in part 2
 Alpha for part 1 = .7861 Alpha for part 2 = .8851

Reliability Coefficients (gasal genap)
 N of Cases = 20.0 N of Items = 28
 Correlation between forms = .8888 Equal-length Spearman-Brown = .9411
 Guttman Split-half = .9334 Unequal-length Spearman-Brown = .9411
 14 Items in part 1 14 Items in part 2
 Alpha for part 1 = .8770 Alpha for part 2 = .7943

Reliability Coefficients (awal akhir)
 N of Cases = 20.0 N of Items = 32
 Correlation between forms = .8801 Equal-length Spearman-Brown = .9362
 Guttman Split-half = .9053 Unequal-length Spearman-Brown = .9362
 16 Items in part 1 16 Items in part 2
 Alpha for part 1 = .7654 Alpha for part 2 = .9262

Reliability Coefficients (gasal genap)
 N of Cases = 20.0 N of Items = 32
 Correlation between forms = .8889 Equal-length Spearman-Brown = .9412
 Guttman Split-half = .9357 Unequal-length Spearman-Brown = .9412
 16 Items in part 1 16 Items in part 2
 Alpha for part 1 = .8931 Alpha for part 2 = .8338

Reliability Coefficients (awal akhir)
 N of Cases = 20.0 N of Items = 36
 Correlation between forms = .9102 Equal-length Spearman-Brown = .9530
 Guttman Split-half = .9204 Unequal-length Spearman-Brown = .9530
 18 Items in part 1 18 Items in part 2
 Alpha for part 1 = .7741 Alpha for part 2 = .9348

Reliability Coefficients (gasal genap)
 N of Cases = 20.0 N of Items = 36
 Correlation between forms = .9215 Equal-length Spearman-Brown = .9591
 Guttman Split-half = .9491 Unequal-length Spearman-Brown = .9591
 18 Items in part 1 18 Items in part 2
 Alpha for part 1 = .9033 Alpha for part 2 = .8397

Lampiran 14

Reliability Coefficients (awal akhir)
 N of Cases = 22.0 N of Items = 4
 Correlation between forms = .3612 Equal-length Spearman-Brown = .5307
 Guttman Split-half = .5150 Unequal-length Spearman-Brown = .5307
 2 Items in part 1 2 Items in part 2
 Alpha for part 1 = .3761 Alpha for part 2 = .6839

Reliability Coefficients (gasal genap)
 N of Cases = 22.0 N of Items = 4
 Correlation between forms = .6018 Equal-length Spearman-Brown = .7514
 Guttman Split-half = .7420 Unequal-length Spearman-Brown = .7514
 2 Items in part 1 2 Items in part 2
 Alpha for part 1 = .8380 Alpha for part 2 = -.4659

Reliability Coefficients (awal akhir)
 N of Cases = 22.0 N of Items = 8
 Correlation between forms = .7775 Equal-length Spearman-Brown = .8748
 Guttman Split-half = .8742 Unequal-length Spearman-Brown = .8748
 4 Items in part 1 4 Items in part 2
 Alpha for part 1 = .6270 Alpha for part 2 = .7995

Reliability Coefficients (gasal genap)
 N of Cases = 22.0 N of Items = 8
 Correlation between forms = .7664 Equal-length Spearman-Brown = .8677
 Guttman Split-half = .8507 Unequal-length Spearman-Brown = .8677
 4 Items in part 1 4 Items in part 2
 Alpha for part 1 = .8719 Alpha for part 2 = .4891

Reliability Coefficients (awal akhir)
 N of Cases = 22.0 N of Items = 12
 Correlation between forms = .5121 Equal-length Spearman-Brown = .6774
 Guttman Split-half = .6437 Unequal-length Spearman-Brown = .6774
 6 Items in part 1 6 Items in part 2
 Alpha for part 1 = .7838 Alpha for part 2 = .4029

Reliability Coefficients (gasal genap)
 N of Cases = 22.0 N of Items = 12
 Correlation between forms = .6293 Equal-length Spearman-Brown = .7725
 Guttman Split-half = .7630 Unequal-length Spearman-Brown = .7725
 6 Items in part 1 6 Items in part 2
 Alpha for part 1 = .7385 Alpha for part 2 = .4262

Reliability Coefficients (awal akhir)
 N of Cases = 22.0 N of Items = 16
 Correlation between forms = .6243 Equal-length Spearman-Brown = .7687
 Guttman Split-half = .6396 Unequal-length Spearman-Brown = .7687
 8 Items in part 1 8 Items in part 2
 Alpha for part 1 = .8457 Alpha for part 2 = -.2319

Reliability Coefficients (gasal genap)
 N of Cases = 22.0 N of Items = 16
 Correlation between forms = .6719 Equal-length Spearman-Brown = .8038
 Guttman Split-half = .7274 Unequal-length Spearman-Brown = .8038
 8 Items in part 1 8 Items in part 2
 Alpha for part 1 = .8069 Alpha for part 2 = .0536

Reliability Coefficients (awal akhir)
 N of Cases = 22.0 N of Items = 20
 Correlation between forms = .7309 Equal-length Spearman-Brown = .8445
 Guttman Split-half = .8243 Unequal-length Spearman-Brown = .8445
 10 Items in part 1 10 Items in part 2
 Alpha for part 1 = .7893 Alpha for part 2 = .5451

Reliability Coefficients (gasal genap)
 N of Cases = 22.0 N of Items = 20
 Correlation between forms = .8224 Equal-length Spearman-Brown = .9025
 Guttman Split-half = .8534 Unequal-length Spearman-Brown = .9025
 10 Items in part 1 10 Items in part 2
 Alpha for part 1 = .8131 Alpha for part 2 = .3892

Reliability Coefficients (awal akhir)
 N of Cases = 22.0 N of Items = 24
 Correlation between forms = .8141 Equal-length Spearman-Brown = .8975
 Guttman Split-half = .8974 Unequal-length Spearman-Brown = .8975
 12 Items in part 1 12 Items in part 2
 Alpha for part 1 = .7610 Alpha for part 2 = .7897

Reliability Coefficients (gasal genap)
 N of Cases = 22.0 N of Items = 24
 Correlation between forms = .8836 Equal-length Spearman-Brown = .9382
 Guttman Split-half = .9201 Unequal-length Spearman-Brown = .9382
 12 Items in part 1 12 Items in part 2
 Alpha for part 1 = .8426 Alpha for part 2 = .6408

Reliability Coefficients (awal akhir)
 N of Cases = 22.0 N of Items = 28
 Correlation between forms = .8777 Equal-length Spearman-Brown = .9349
 Guttman Split-half = .9281 Unequal-length Spearman-Brown = .9349
 14 Items in part 1 14 Items in part 2
 Alpha for part 1 = .7832 Alpha for part 2 = .8866

Reliability Coefficients (gasal genap)
 N of Cases = 22.0 N of Items = 28
 Correlation between forms = .8922 Equal-length Spearman-Brown = .9430
 Guttman Split-half = .9307 Unequal-length Spearman-Brown = .9430
 14 Items in part 1 14 Items in part 2
 Alpha for part 1 = .8855 Alpha for part 2 = .7761

Reliability Coefficients (awal akhir)
 N of Cases = 22.0 N of Items = 32
 Correlation between forms = .8559 Equal-length Spearman-Brown = .9223
 Guttman Split-half = .8902 Unequal-length Spearman-Brown = .9223
 16 Items in part 1 16 Items in part 2
 Alpha for part 1 = .7611 Alpha for part 2 = .9320

Reliability Coefficients (gasal genap)
 N of Cases = 22.0 N of Items = 32
 Correlation between forms = .8897 Equal-length Spearman-Brown = .9416
 Guttman Split-half = .9313 Unequal-length Spearman-Brown = .9416
 16 Items in part 1 16 Items in part 2
 Alpha for part 1 = .9018 Alpha for part 2 = .8197

Reliability Coefficients (awal akhir)
 N of Cases = 22.0 N of Items = 36
 Correlation between forms = .8948 Equal-length Spearman-Brown = .9445
 Guttman Split-half = .9092 Unequal-length Spearman-Brown = .9445
 18 Items in part 1 18 Items in part 2
 Alpha for part 1 = .7790 Alpha for part 2 = .9413

Reliability Coefficients (gasal genap)
 N of Cases = 22.0 N of Items = 36
 Correlation between forms = .9304 Equal-length Spearman-Brown = .9640
 Guttman Split-half = .9510 Unequal-length Spearman-Brown = .9640
 18 Items in part 1 18 Items in part 2
 Alpha for part 1 = .9127 Alpha for part 2 = .8357

Lampiran 15

Reliability Coefficients (awal akhir)
 N of Cases = 24.0 N of Items = 4
 Correlation between forms = .4203 Equal-length Spearman-Brown = .5918
 Guttman Split-half = .5797 Unequal-length Spearman-Brown = .5918
 2 Items in part 1 2 Items in part 2
 Alpha for part 1 = .4698 Alpha for part 2 = .7286

Reliability Coefficients (gasal genap)
 N of Cases = 24.0 N of Items = 4
 Correlation between forms = .6462 Equal-length Spearman-Brown = .7851
 Guttman Split-half = .7830 Unequal-length Spearman-Brown = .7851
 2 Items in part 1 2 Items in part 2
 Alpha for part 1 = .8081 Alpha for part 2 = -.0885

Reliability Coefficients (awal akhir)
 N of Cases = 24.0 N of Items = 6
 Correlation between forms = .7810 Equal-length Spearman-Brown = .8771
 Guttman Split-half = .8768 Unequal-length Spearman-Brown = .8771
 4 Items in part 1 4 Items in part 2
 Alpha for part 1 = .6848 Alpha for part 2 = .7603

R
 Reliability Coefficients (gasal genap)
 N of Cases = 24.0 N of Items = 8
 Correlation between forms = .7358 Equal-length Spearman-Brown = .8478
 Guttman Split-half = .8441 Unequal-length Spearman-Brown = .8478
 4 Items in part 1 4 Items in part 2
 Alpha for part 1 = .8425 Alpha for part 2 = .6056

Reliability Coefficients (awal akhir)
 N of Cases = 24.0 N of Items = 12
 Correlation between forms = .4905 Equal-length Spearman-Brown = .6581
 Guttman Split-half = .6108 Unequal-length Spearman-Brown = .6581
 6 Items in part 1 6 Items in part 2
 Alpha for part 1 = .8001 Alpha for part 2 = .3375

Reliability Coefficients (gasal genap)
 N of Cases = 24.0 N of Items = 12
 Correlation between forms = .6228 Equal-length Spearman-Brown = .7676
 Guttman Split-half = .7650 Unequal-length Spearman-Brown = .7676
 6 Items in part 1 6 Items in part 2
 Alpha for part 1 = .7101 Alpha for part 2 = .4762

Reliability Coefficients (awal akhir)
 N of Cases = 24.0 N of Items = 16
 Correlation between forms = .6112 Equal-length Spearman-Brown = .7587
 Guttman Split-half = .6159 Unequal-length Spearman-Brown = .7587
 8 Items in part 1 8 Items in part 2
 Alpha for part 1 = .8482 Alpha for part 2 = -.3235

Reliability Coefficients (gasal genap)
 N of Cases = 24.0 N of Items = 16
 Correlation between forms = .6682 Equal-length Spearman-Brown = .8011
 Guttman Split-half = .7496 Unequal-length Spearman-Brown = .8011
 8 Items in part 1 8 Items in part 2
 Alpha for part 1 = .7940 Alpha for part 2 = .1452

Reliability Coefficients (awal akhir)
 N of Cases = 24.0 N of Items = 20
 Correlation between forms = .7602 Equal-length Spearman-Brown = .8638
 Guttman Split-half = .8486 Unequal-length Spearman-Brown = .8638
 10 Items in part 1 10 Items in part 2
 Alpha for part 1 = .7814 Alpha for part 2 = .5663

Reliability Coefficients (gasal genap)
 N of Cases = 24.0 N of Items = 20
 Correlation between forms = .8008 Equal-length Spearman-Brown = .8894
 Guttman Split-half = .8633 Unequal-length Spearman-Brown = .8894
 10 Items in part 1 10 Items in part 2
 Alpha for part 1 = .8043 Alpha for part 2 = .4838

Reliability Coefficients (awal akhir)
 N of Cases = 24.0 N of Items = 24
 Correlation between forms = .8261 Equal-length Spearman-Brown = .9048
 Guttman Split-half = .9047 Unequal-length Spearman-Brown = .9048
 12 Items in part 1 12 Items in part 2
 Alpha for part 1 = .7571 Alpha for part 2 = .8008

Reliability Coefficients (gasal genap)
 N of Cases = 24.0 N of Items = 24
 Correlation between forms = .8650 Equal-length Spearman-Brown = .9276
 Guttman Split-half = .9201 Unequal-length Spearman-Brown = .9276
 12 Items in part 1 12 Items in part 2
 Alpha for part 1 = .8389 Alpha for part 2 = .6845

Reliability Coefficients (awal akhir)
 N of Cases = 24.0 N of Items = 28
 Correlation between forms = .8841 Equal-length Spearman-Brown = .9385
 Guttman Split-half = .9328 Unequal-length Spearman-Brown = .9385
 14 Items in part 1 14 Items in part 2
 Alpha for part 1 = .7872 Alpha for part 2 = .8770

Reliability Coefficients (gasal genap)
 N of Cases = 24.0 N of Items = 28
 Correlation between forms = .8722 Equal-length Spearman-Brown = .9317
 Guttman Split-half = .9273 Unequal-length Spearman-Brown = .9317
 14 Items in part 1 14 Items in part 2
 Alpha for part 1 = .8745 Alpha for part 2 = .7950

Reliability Coefficients (awal akhir)
 N of Cases = 24.0 N of Items = 32
 Correlation between forms = .8633 Equal-length Spearman-Brown = .9266
 Guttman Split-half = .8943 Unequal-length Spearman-Brown = .9266
 16 Items in part 1 16 Items in part 2
 Alpha for part 1 = .7574 Alpha for part 2 = .9282

Reliability Coefficients (gasal genap)
 N of Cases = 24.0 N of Items = 32
 Correlation between forms = .8799 Equal-length Spearman-Brown = .9361
 Guttman Split-half = .9309 Unequal-length Spearman-Brown = .9361
 16 Items in part 1 16 Items in part 2
 Alpha for part 1 = .8952 Alpha for part 2 = .8270

Reliability Coefficients (awal akhir)
 N of Cases = 24.0 N of Items = 36
 Correlation between forms = .9046 Equal-length Spearman-Brown = .9499
 Guttman Split-half = .9168 Unequal-length Spearman-Brown = .9499
 18 Items in part 1 18 Items in part 2
 Alpha for part 1 = .7769 Alpha for part 2 = .9346

Reliability Coefficients (gasal genap)
 N of Cases = 24.0 N of Items = 36
 Correlation between forms = .9122 Equal-length Spearman-Brown = .9541
 Guttman Split-half = .9480 Unequal-length Spearman-Brown = .9541
 18 Items in part 1 18 Items in part 2
 Alpha for part 1 = .9029 Alpha for part 2 = .8448

Lampiran 16

Reliability Coefficients (awal akhir)
 N of Cases = 26.0 N of Items = 4
 Correlation between forms = .4061 Equal-length Spearman-Brown = .5776
 Guttman Split-half = .5652 Unequal-length Spearman-Brown = .5776
 2 Items in part 1 2 Items in part 2
 Alpha for part 1 = .4672 Alpha for part 2 = .7204

Reliability Coefficients (gasal genap)
 N of Cases = 26.0 N of Items = 4
 Correlation between forms = .6234 Equal-length Spearman-Brown = .7680
 Guttman Split-half = .7675 Unequal-length Spearman-Brown = .7680
 2 Items in part 1 2 Items in part 2
 Alpha for part 1 = .8004 Alpha for part 2 = -.0402

Reliability Coefficients (awal akhir)
 N of Cases = 26.0 N of Items = 8
 Correlation between forms = .7731 Equal-length Spearman-Brown = .8720
 Guttman Split-half = .8720 Unequal-length Spearman-Brown = .8720
 4 Items in part 1 4 Items in part 2
 Alpha for part 1 = .6755 Alpha for part 2 = .7647

Reliability Coefficients (gasal genap)
 N of Cases = 26.0 N of Items = 8
 Correlation between forms = .7255 Equal-length Spearman-Brown = .8409
 Guttman Split-half = .8378 Unequal-length Spearman-Brown = .8409
 4 Items in part 1 4 Items in part 2
 Alpha for part 1 = .8364 Alpha for part 2 = .6141

Reliability Coefficients (awal akhir)
 N of Cases = 26.0 N of Items = 12
 Correlation between forms = .5055 Equal-length Spearman-Brown = .6715
 Guttman Split-half = .6225 Unequal-length Spearman-Brown = .6715
 6 Items in part 1 6 Items in part 2
 Alpha for part 1 = .7905 Alpha for part 2 = .2793

Reliability Coefficients (gasal genap)
 N of Cases = 26.0 N of Items = 12
 Correlation between forms = .6036 Equal-length Spearman-Brown = .7528
 Guttman Split-half = .7491 Unequal-length Spearman-Brown = .7528
 6 Items in part 1 6 Items in part 2
 Alpha for part 1 = .6965 Alpha for part 2 = .4615

Reliability Coefficients (awal akhir)
 N of Cases = 26.0 N of Items = 16
 Correlation between forms = .5412 Equal-length Spearman-Brown = .7023
 Guttman Split-half = .5608 Unequal-length Spearman-Brown = .7023
 8 Items in part 1 8 Items in part 2
 Alpha for part 1 = .8463 Alpha for part 2 = -.4171

Reliability Coefficients (gasal genap)
 N of Cases = 26.0 N of Items = 16
 Correlation between forms = .5941 Equal-length Spearman-Brown = .7454
 Guttman Split-half = .6975 Unequal-length Spearman-Brown = .7454
 8 Items in part 1 8 Items in part 2
 Alpha for part 1 = .7773 Alpha for part 2 = .1573

Reliability Coefficients (awal akhir)
 N of Cases = 26.0 N of Items = 20
 Correlation between forms = .7067 Equal-length Spearman-Brown = .8282
 Guttman Split-half = .8099 Unequal-length Spearman-Brown = .8282
 10 Items in part 1 10 Items in part 2
 Alpha for part 1 = .7779 Alpha for part 2 = .5335

Reliability Coefficients (gasal genap)
 N of Cases = 26.0 N of Items = 20
 Correlation between forms = .7943 Equal-length Spearman-Brown = .8854
 Guttman Split-half = .8567 Unequal-length Spearman-Brown = .8854
 10 Items in part 1 10 Items in part 2
 Alpha for part 1 = .7918 Alpha for part 2 = .4314

Reliability Coefficients (awal akhir)
 N of Cases = 26.0 N of Items = 24
 Correlation between forms = .7951 Equal-length Spearman-Brown = .8858
 Guttman Split-half = .8858 Unequal-length Spearman-Brown = .8858
 12 Items in part 1 12 Items in part 2
 Alpha for part 1 = .7462 Alpha for part 2 = .7776

Reliability Coefficients (gasal genap)
 N of Cases = 26.0 N of Items = 24
 Correlation between forms = .8489 Equal-length Spearman-Brown = .9183
 Guttman Split-half = .9090 Unequal-length Spearman-Brown = .9183
 12 Items in part 1 12 Items in part 2
 Alpha for part 1 = .8250 Alpha for part 2 = .6519

Reliability Coefficients (awal akhir)
 N of Cases = 26.0 N of Items = 28
 Correlation between forms = .8550 Equal-length Spearman-Brown = .9218
 Guttman Split-half = .9171 Unequal-length Spearman-Brown = .9218
 14 Items in part 1 14 Items in part 2
 Alpha for part 1 = .7744 Alpha for part 2 = .8617

Reliability Coefficients (gasal genap)
 N of Cases = 26.0 N of Items = 28
 Correlation between forms = .8724 Equal-length Spearman-Brown = .9318
 Guttman Split-half = .9271 Unequal-length Spearman-Brown = .9318
 14 Items in part 1 14 Items in part 2
 Alpha for part 1 = .8588 Alpha for part 2 = .7726

Reliability Coefficients (awal akhir)
 N of Cases = 26.0 N of Items = 32
 Correlation between forms = .8426 Equal-length Spearman-Brown = .9146
 Guttman Split-half = .8817 Unequal-length Spearman-Brown = .9146
 16 Items in part 1 16 Items in part 2
 Alpha for part 1 = .7377 Alpha for part 2 = .9211

Reliability Coefficients (gasal genap)
 N of Cases = 26.0 N of Items = 32
 Correlation between forms = .8776 Equal-length Spearman-Brown = .9348
 Guttman Split-half = .9289 Unequal-length Spearman-Brown = .9348
 16 Items in part 1 16 Items in part 2
 Alpha for part 1 = .8839 Alpha for part 2 = .8102

Reliability Coefficients (awal akhir)
 N of Cases = 26.0 N of Items = 36
 Correlation between forms = .8890 Equal-length Spearman-Brown = .9412
 Guttman Split-half = .9065 Unequal-length Spearman-Brown = .9412
 18 Items in part 1 18 Items in part 2
 Alpha for part 1 = .7577 Alpha for part 2 = .9282

Reliability Coefficients (gasal genap)
 N of Cases = 26.0 N of Items = 36
 Correlation between forms = .9097 Equal-length Spearman-Brown = .9527
 Guttman Split-half = .9455 Unequal-length Spearman-Brown = .9527
 18 Items in part 1 18 Items in part 2
 Alpha for part 1 = .8941 Alpha for part 2 = .8286

Lampiran 17

Reliability Coefficients (awal akhir)
 N of Cases = 28.0 N of Items = 4
 Correlation between forms = .4135 Equal-length Spearman-Brown = .5850
 Guttman Split-half = .5726 Unequal-length Spearman-Brown = .5850
 2 Items in part 1 2 Items in part 2
 Alpha for part 1 = .4732 Alpha for part 2 = .7135

Reliability Coefficients (gasal genap)
 N of Cases = 28.0 N of Items = 4
 Correlation between forms = .6247 Equal-length Spearman-Brown = .7690
 Guttman Split-half = .7687 Unequal-length Spearman-Brown = .7690
 2 Items in part 1 2 Items in part 2
 Alpha for part 1 = .7980 Alpha for part 2 = -.0181

Reliability Coefficients (awal akhir)
 N of Cases = 28.0 N of Items = 8
 Correlation between forms = .7734 Equal-length Spearman-Brown = .8722
 Guttman Split-half = .8722 Unequal-length Spearman-Brown = .8722
 4 Items in part 1 4 Items in part 2
 Alpha for part 1 = .6779 Alpha for part 2 = .7481

Reliability Coefficients (gasal genap)
 N of Cases = 28.0 N of Items = 8
 Correlation between forms = .7249 Equal-length Spearman-Brown = .8405
 Guttman Split-half = .8378 Unequal-length Spearman-Brown = .8405
 4 Items in part 1 4 Items in part 2
 Alpha for part 1 = .8319 Alpha for part 2 = .6063

Reliability Coefficients (awal akhir)
 N of Cases = 28.0 N of Items = 12
 Correlation between forms = .5013 Equal-length Spearman-Brown = .6678
 Guttman Split-half = .6219 Unequal-length Spearman-Brown = .6678
 6 Items in part 1 6 Items in part 2
 Alpha for part 1 = .7863 Alpha for part 2 = .2764

Reliability Coefficients (gasal genap)
 N of Cases = 28.0 N of Items = 12
 Correlation between forms = .6027 Equal-length Spearman-Brown = .7521
 Guttman Split-half = .7484 Unequal-length Spearman-Brown = .7521
 6 Items in part 1 6 Items in part 2
 Alpha for part 1 = .6935 Alpha for part 2 = .4479

Reliability Coefficients (awal akhir)
 N of Cases = 28.0 N of Items = 16
 Correlation between forms = .5453 Equal-length Spearman-Brown = .7058
 Guttman Split-half = .5653 Unequal-length Spearman-Brown = .7058
 8 Items in part 1 8 Items in part 2
 Alpha for part 1 = .8428 Alpha for part 2 = -.4336

Reliability Coefficients (gasal genap)
 N of Cases = 28.0 N of Items = 16
 Correlation between forms = .5951 Equal-length Spearman-Brown = .7462
 Guttman Split-half = .7011 Unequal-length Spearman-Brown = .7462
 8 Items in part 1 8 Items in part 2
 Alpha for part 1 = .7731 Alpha for part 2 = .1537

Reliability Coefficients (awal akhir)
 N of Cases = 28.0 N of Items = 20
 Correlation between forms = .7070 Equal-length Spearman-Brown = .8284
 Guttman Split-half = .8104 Unequal-length Spearman-Brown = .8284
 10 Items in part 1 10 Items in part 2
 Alpha for part 1 = .7721 Alpha for part 2 = .5229

Reliability Coefficients (gasal genap)
 N of Cases = 28.0 N of Items = 20
 Correlation between forms = .7795 Equal-length Spearman-Brown = .8761
 Guttman Split-half = .8508 Unequal-length Spearman-Brown = .8761
 10 Items in part 1 10 Items in part 2
 Alpha for part 1 = .7858 Alpha for part 2 = .4363

Reliability Coefficients (awal akhir)
 N of Cases = 28.0 N of Items = 24
 Correlation between forms = .7814 Equal-length Spearman-Brown = .8773
 Guttman Split-half = .8773 Unequal-length Spearman-Brown = .8773
 12 Items in part 1 12 Items in part 2
 Alpha for part 1 = .7416 Alpha for part 2 = .7690

Reliability Coefficients (gasal genap)
 N of Cases = 28.0 N of Items = 24
 Correlation between forms = .8361 Equal-length Spearman-Brown = .9107
 Guttman Split-half = .9022 Unequal-length Spearman-Brown = .9107
 12 Items in part 1 12 Items in part 2
 Alpha for part 1 = .8191 Alpha for part 2 = .6444

Reliability Coefficients (awal akhir)
 N of Cases = 28.0 N of Items = 28
 Correlation between forms = .8483 Equal-length Spearman-Brown = .9179
 Guttman Split-half = .9133 Unequal-length Spearman-Brown = .9179
 14 Items in part 1 14 Items in part 2
 Alpha for part 1 = .7700 Alpha for part 2 = .8562

Reliability Coefficients (gasal genap)
 N of Cases = 28.0 N of Items = 28
 Correlation between forms = .8598 Equal-length Spearman-Brown = .9246
 Guttman Split-half = .9204 Unequal-length Spearman-Brown = .9246
 14 Items in part 1 14 Items in part 2
 Alpha for part 1 = .8549 Alpha for part 2 = .7684

***** Method 1 (space saver) will be used for this analysis ***** (awal akhir)
 R E L I A B I L I T Y A N A L Y S I S - S C A L E (S P L I T)

| Statistics for | Mean | Variance | Std Dev | N of Variables |
|----------------|----------|-----------|---------|----------------|
| PART 1 | 63.7857 | 237.4339 | 15.4089 | 16 |
| PART 2 | 68.6786 | 494.5225 | 22.2379 | 16 |
| SCALE | 132.4643 | 1295.7394 | 35.9964 | 32 |

Reliability Coefficients
 N of Cases = 28.0 N of Items = 32
 Correlation between forms = .8227 Equal-length Spearman-Brown = .9027
 Guttman Split-half = .8702 Unequal-length Spearman-Brown = .9027
 16 Items in part 1 16 Items in part 2
 Alpha for part 1 = .7339 Alpha for part 2 = .9182

***** Method 1 (space saver) will be used for this analysis ***** (gasal genap)
 R E L I A B I L I T Y A N A L Y S I S - S C A L E (S P L I T)

| Statistics for | Mean | Variance | Std Dev | N of Variables |
|----------------|----------|-----------|---------|----------------|
| PART 1 | 67.8571 | 399.1640 | 19.9791 | 16 |
| PART 2 | 64.6071 | 296.3955 | 17.2161 | 16 |
| SCALE | 132.4643 | 1295.7394 | 35.9964 | 32 |

Reliability Coefficients
 N of Cases = 28.0 N of Items = 32
 Correlation between forms = .8724 Equal-length Spearman-Brown = .9319
 Guttman Split-half = .9264 Unequal-length Spearman-Brown = .9319
 16 Items in part 1 16 Items in part 2
 Alpha for part 1 = .8802 Alpha for part 2 = .8035

***** Method 1 (space saver) will be used for this analysis ***** (awal akhir)
 R E L I A B I L I T Y A N A L Y S I S - S C A L E (S P L I T)

| Statistics for | Mean | Variance | Std Dev | N of Variables |
|----------------|----------|-----------|---------|----------------|
| PART 1 | 72.5714 | 283.8836 | 16.8488 | 18 |
| PART 2 | 80.0714 | 601.6984 | 24.5295 | 18 |
| SCALE | 152.6429 | 1607.7196 | 40.0964 | 36 |

Reliability Coefficients
 N of Cases = 28.0 N of Items = 36
 Correlation between forms = .8736 Equal-length Spearman-Brown = .9326
 Guttman Split-half = .8983 Unequal-length Spearman-Brown = .9326
 18 Items in part 1 18 Items in part 2
 Alpha for part 1 = .7526 Alpha for part 2 = .9238

***** Method 1 (space saver) will be used for this analysis ***** (gasal genap)
 RELIABILITY ANALYSIS - SCALE (SPLIT)

| Statistics for | Mean | Variance | Std Dev | N of Variables |
|----------------|----------|-----------|---------|----------------|
| PART 1 | 77.3214 | 494.8929 | 22.2462 | 18 |
| PART 2 | 75.3214 | 354.0040 | 18.8150 | 18 |
| SCALE | 152.6429 | 1607.7196 | 40.0964 | 36 |

Reliability Coefficients

N of Cases = 28.0

N of Items = 36

Correlation between forms = .9065 Equal-length Spearman-Brown = .9509

Guttman Split-half = .9440 Unequal-length Spearman-Brown = .9509

18 Items in part 1

18 Items in part 2

Alpha for part 1 = .8903

Alpha for part 2 = .8194



***** Method 1 (space saver) will be used for this analysis ***** (awal akhir)
 RELIABILITY ANALYSIS - SCALE (SPLIT)
 N of

| Statistics for | Mean | Variance | Std Dev | Variables |
|----------------|---------|----------|---------|-----------|
| PART 1 | 45.4667 | 218.1885 | 14.7712 | 12 |
| PART 2 | 51.7000 | 174.2172 | 13.1991 | 12 |
| SCALE | 97.1667 | 695.7299 | 26.3767 | 24 |

Reliability Coefficients
 N of Cases = 30.0 N of Items = 24
 Correlation between forms = .7779 Equal-length Spearman-Brown = .8751
 Guttman Split-half = .8720 Unequal-length Spearman-Brown = .8751
 12 Items in part 1 12 Items in part 2
 Alpha for part 1 = .8058 Alpha for part 2 = .7749

***** Method 1 (space saver) will be used for this analysis ***** (gasal genap)
 RELIABILITY ANALYSIS - SCALE (SPLIT)
 N of

| Statistics for | Mean | Variance | Std Dev | Variables |
|----------------|---------|----------|---------|-----------|
| PART 1 | 49.6667 | 207.2644 | 14.3967 | 12 |
| PART 2 | 47.5000 | 173.0172 | 13.1536 | 12 |
| SCALE | 97.1667 | 695.7299 | 26.3767 | 24 |

Reliability Coefficients
 N of Cases = 30.0 N of Items = 24
 Correlation between forms = .8329 Equal-length Spearman-Brown = .9088
 Guttman Split-half = .9068 Unequal-length Spearman-Brown = .9088
 12 Items in part 1 12 Items in part 2
 Alpha for part 1 = .8280 Alpha for part 2 = .7281

***** Method 1 (space saver) will be used for this analysis *****
 (awal akhir)
 RELIABILITY ANALYSIS - SCALE (SPLIT)
 N of

| Statistics for | Mean | Variance | Std Dev | Variables |
|----------------|----------|-----------|---------|-----------|
| PART 1 | 54.0000 | 278.3448 | 16.6837 | 14 |
| PART 2 | 60.1667 | 291.6609 | 17.0781 | 14 |
| SCALE | 114.1667 | 1039.3851 | 32.2395 | 28 |

Reliability Coefficients
 N of Cases = 30.0 N of Items = 28
 Correlation between forms = .8237 Equal-length Spearman-Brown = .9033
 Guttman Split-half = .9032 Unequal-length Spearman-Brown = .9033
 14 Items in part 1 14 Items in part 2
 Alpha for part 1 = .8218 Alpha for part 2 = .8584

***** Method 1 (space saver) will be used for this analysis ***** (gasal genap)
 RELIABILITY ANALYSIS - SCALE (SPLIT)
 N of

| Statistics for | Mean | Variance | Std Dev | Variables |
|----------------|----------|-----------|---------|-----------|
| PART 1 | 58.8333 | 296.5575 | 17.2208 | 14 |
| PART 2 | 55.3333 | 264.2299 | 16.2551 | 14 |
| SCALE | 114.1667 | 1039.3851 | 32.2395 | 28 |

Reliability Coefficients
 N of Cases = 30.0 N of Items = 28
 Correlation between forms = .8549 Equal-length Spearman-Brown = .9218
 Guttman Split-half = .9209 Unequal-length Spearman-Brown = .9218
 14 Items in part 1 14 Items in part 2
 Alpha for part 1 = .8599 Alpha for part 2 = .8106

***** Method 1 (space saver) will be used for this analysis ***** (awal akhir)
 RELIABILITY ANALYSIS - SCALE (SPLIT)
 N of

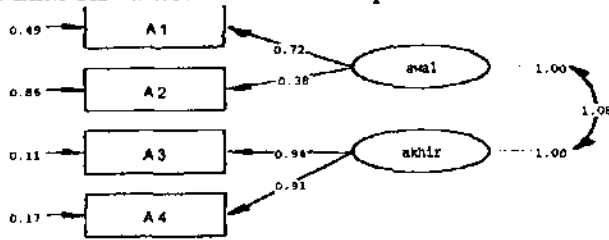
| Statistics for | Mean | Variance | Std Dev | Variables |
|----------------|----------|-----------|---------|-----------|
| PART 1 | 62.4000 | 291.9724 | 17.0872 | 16 |
| PART 2 | 68.4333 | 488.8747 | 22.1105 | 16 |
| SCALE | 130.8333 | 1384.5575 | 37.2096 | 32 |

Reliability Coefficients
 N of Cases = 30.0 N of Items = 32

Lampiran 19

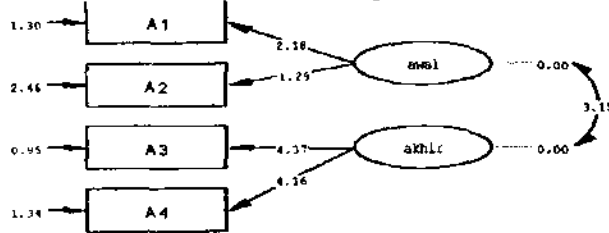
Kasus 14 awal akhir

Nilai r analisis faktor konfirmatori pada item 4



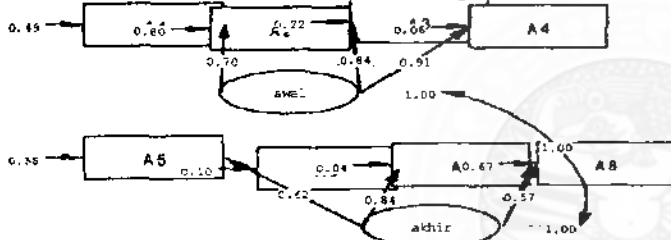
Chi-Square=1.64, df=1, P-value=0.20057, RMSEA=0.221

Nilai t analisis faktor konfirmatori pada item 4

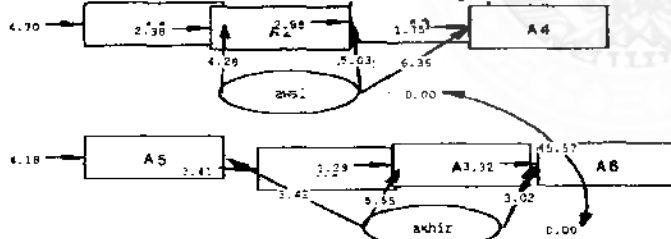


Chi-Square=1.64, df=1, P-value=0.20067, RMSEA=0.221

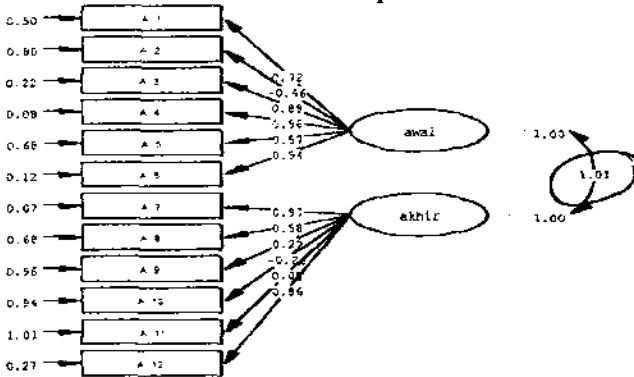
Nilai r analisis faktor konfirmatori pada item 8



Nilai t analisis faktor konfirmatori pada item 8



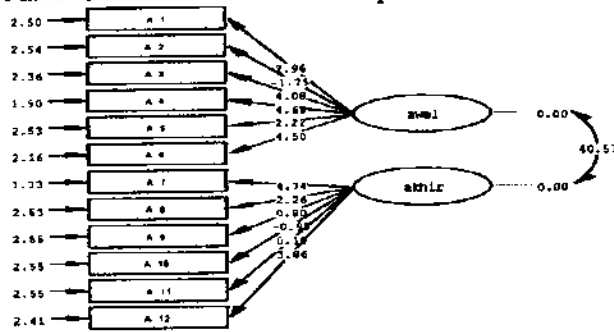
Nilai r analisis faktor konfirmatori pada item 12



Chi-Square=75.80, df=53, P-value=0.02163, RMSEA=0.182

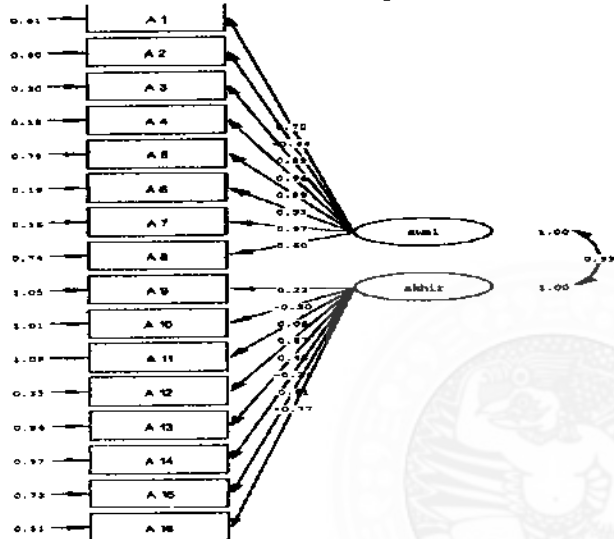
? lihat hal 66

Nilai t analisis faktor konfirmatori pada item 12



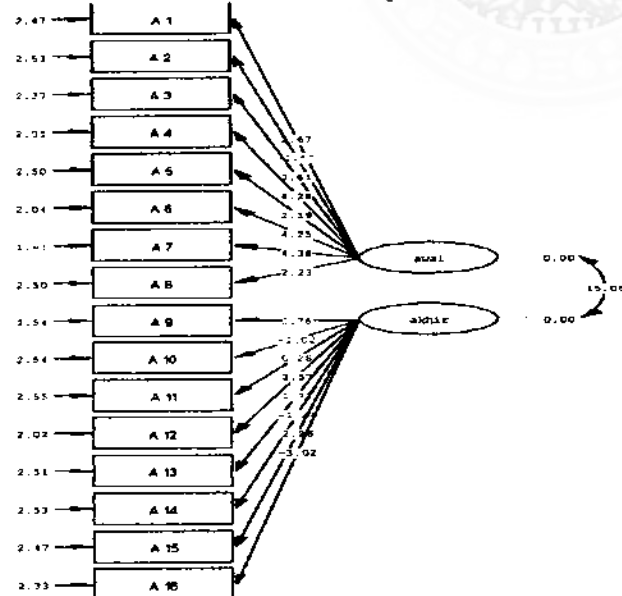
Chi-Square=75.80, df=53, P-value=0.02163, RMSEA=0.182

Nilai r analisis faktor konfirmatori pada item 16



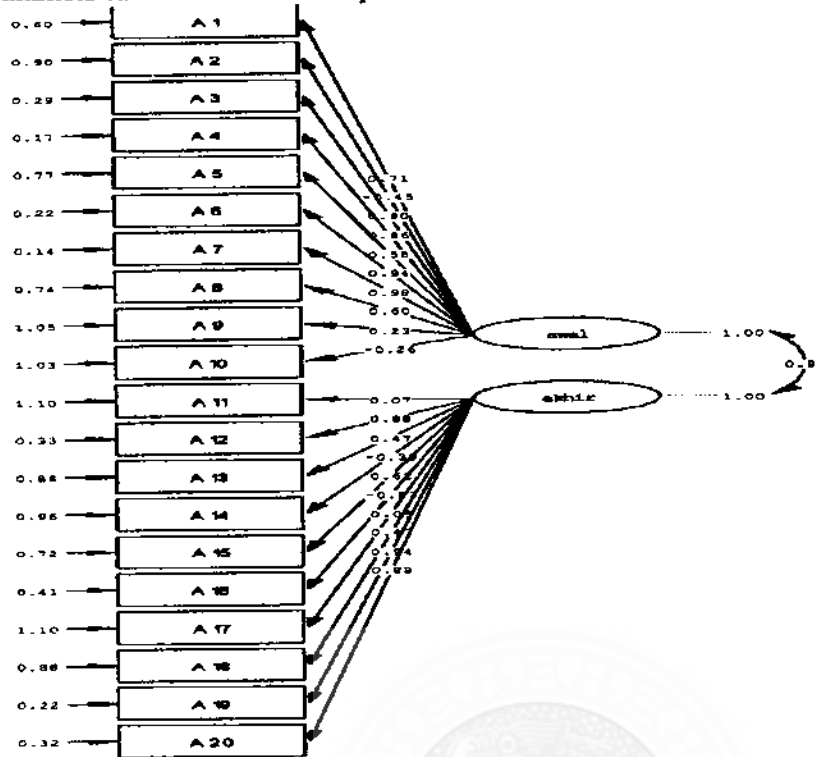
Chi-Square=94.33, df=103, P-value=0.71732, RMSEA=0.000

Nilai t analisis faktor konfirmatori pada item 16



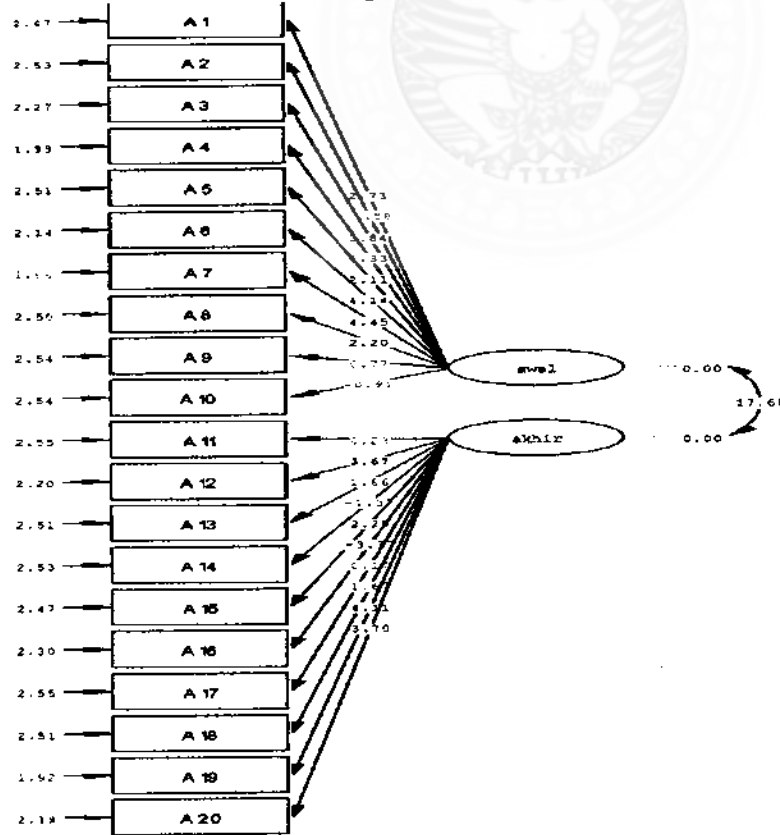
Chi-Square=94.33, df=103, P-value=0.71732, RMSEA=0.000

Nilai r analisis faktor konfirmatori pada item 20



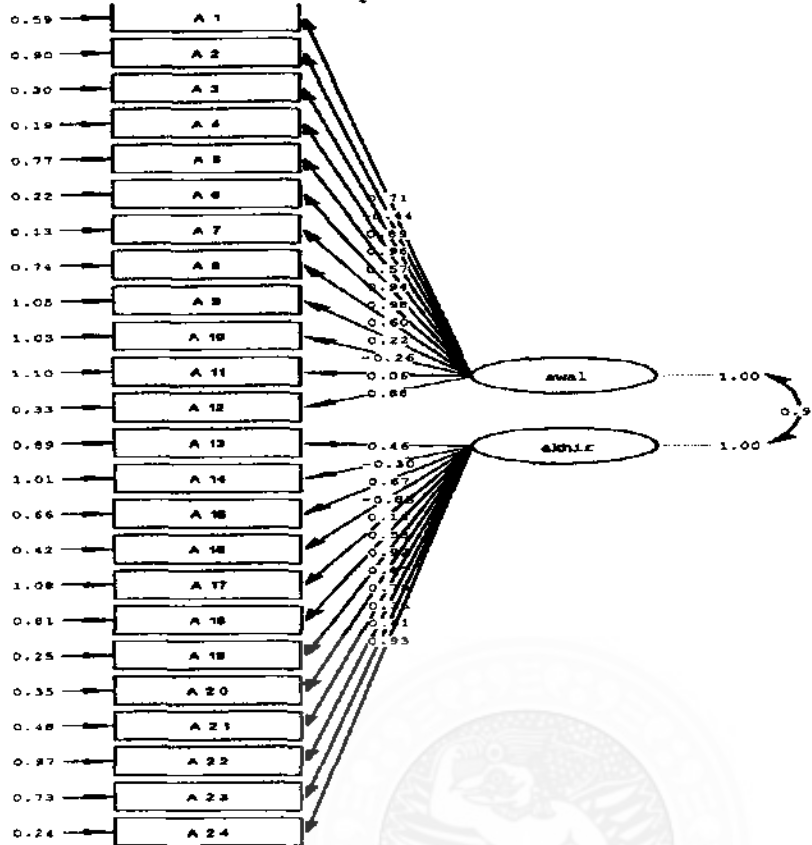
Chi-Square=177.70, df=169, P-value=0.30796, RMSEA=0.063

Nilai t analisis faktor konfirmatori pada item 20



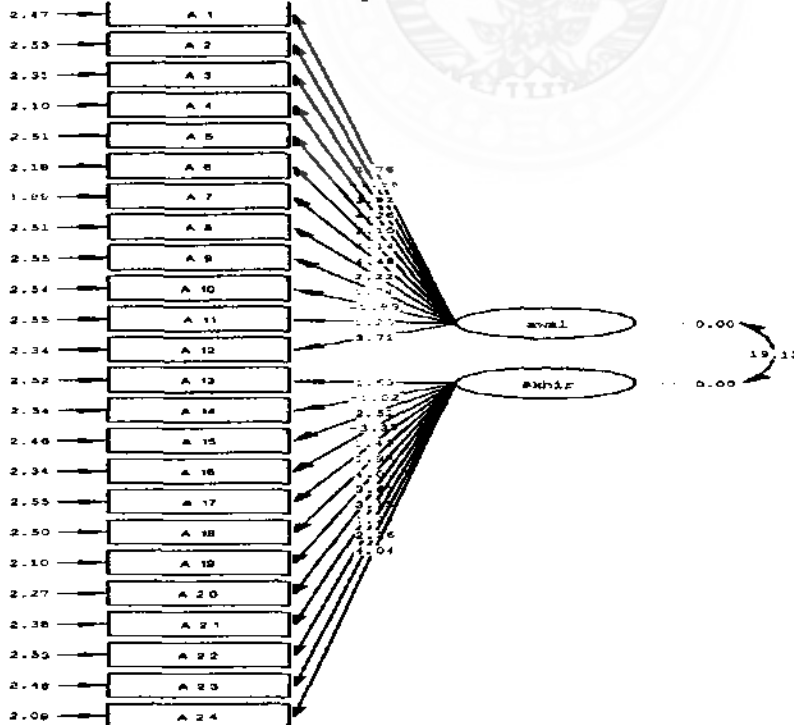
Chi-Square=177.70, df=169, P-value=0.30796, RMSEA=0.063

Nilai r analisis faktor konfirmatori pada item 24



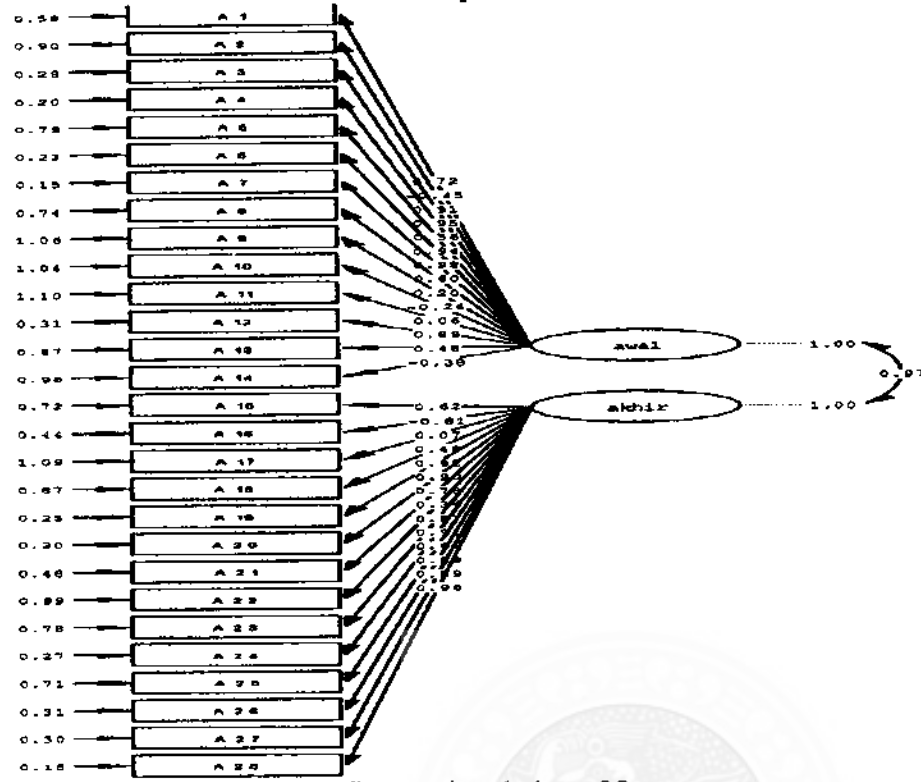
Chi-Square=270.62, df=251, P-value=0.18848, RMSEA=0.078

Nilai t analisis faktor konfirmatori pada item 24

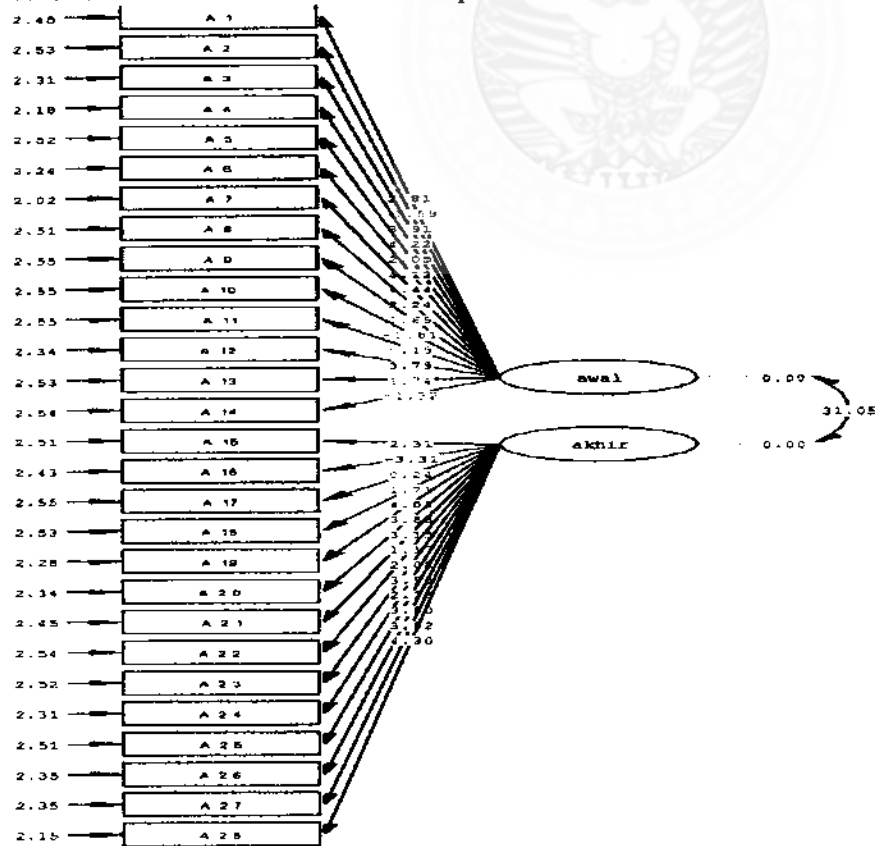


Chi-Square=270.62, df=251, P-value=0.18848, RMSEA=0.078

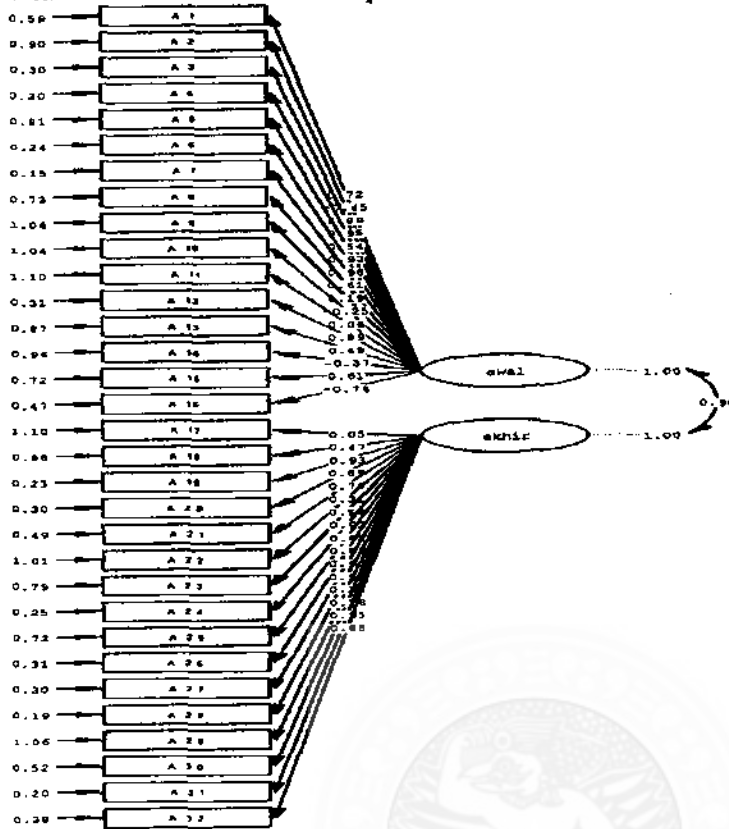
Nilai r analisis faktor konfirmatori pada item 28



Nilai t analisis faktor konfirmatori pada item 28

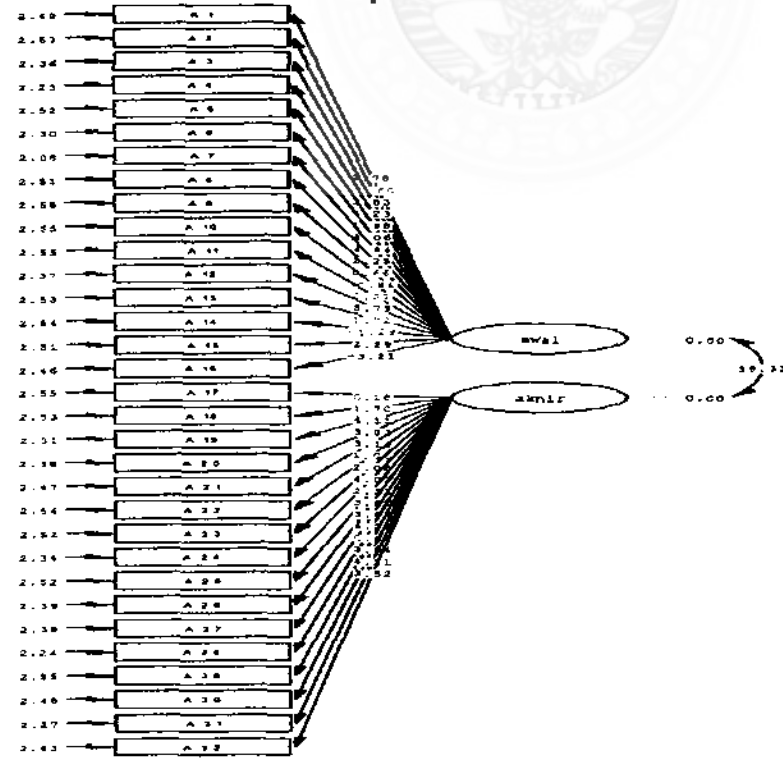


Nilai r analisis faktor konfirmatori pada item 32



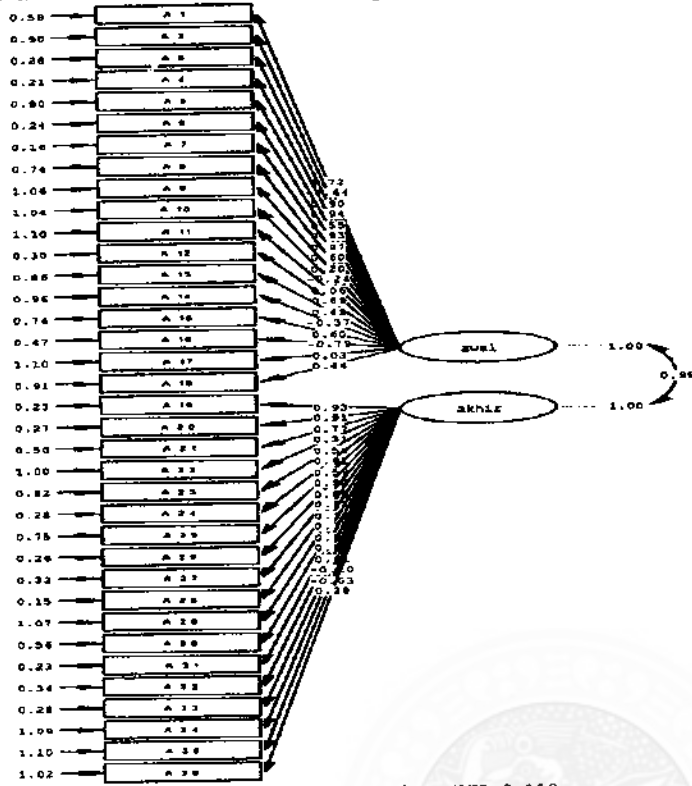
Chi-Square=504.25, df=463, P-value=0.09029, RMSEA=0.083

Nilai t analisis faktor konfirmatori pada item 32

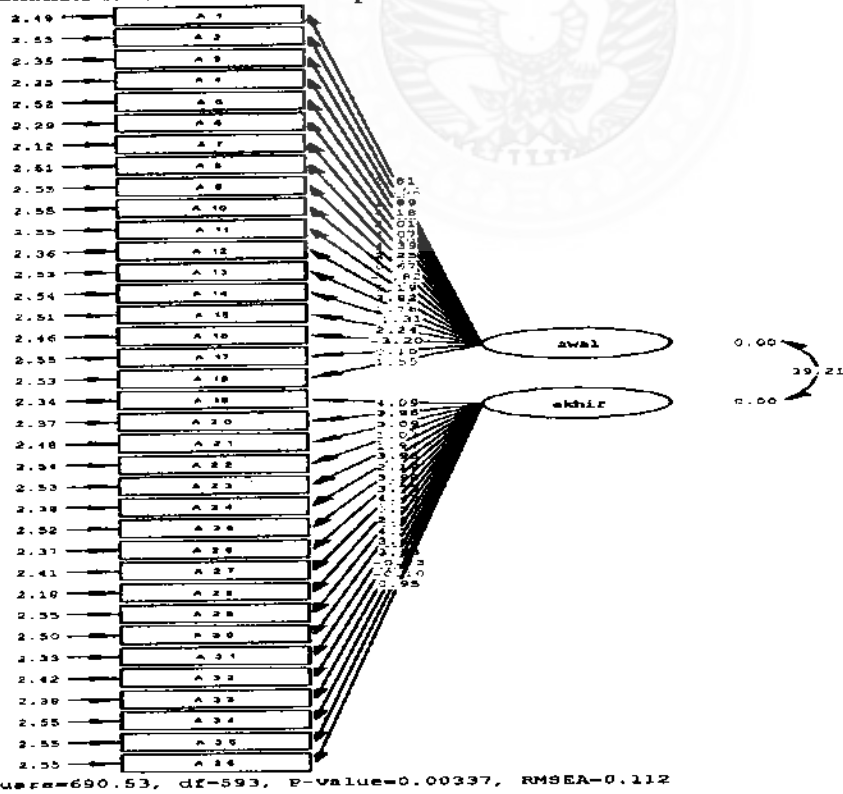


Chi-Square=504.25, df=463, P-value=0.09029, RMSEA=0.083

Nilai r analisis faktor konfirmatori pada item 36



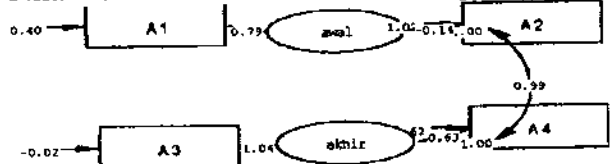
Nilai t analisis faktor konfirmatori pada item 36



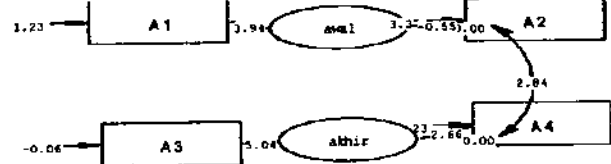
Lampiran 20

Kasus 16 awal akhir

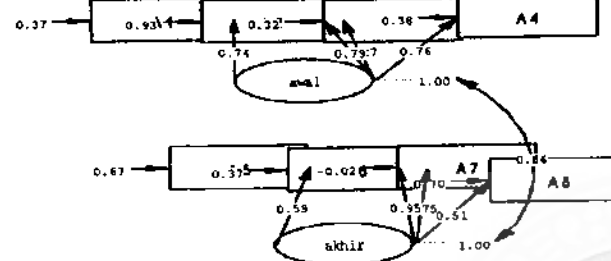
Nilai r analisis faktor konfirmatori pada item 4



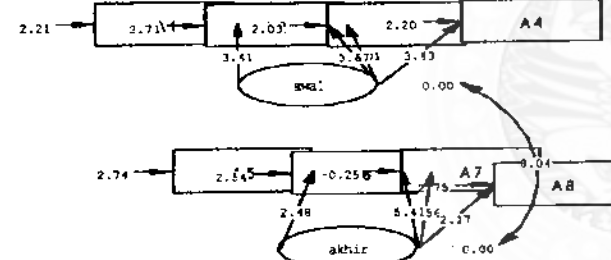
Nilai t analisis faktor konfirmatori pada item 4



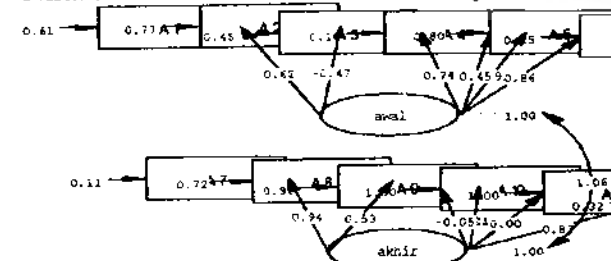
Nilai r analisis faktor konfirmatori pada item 8



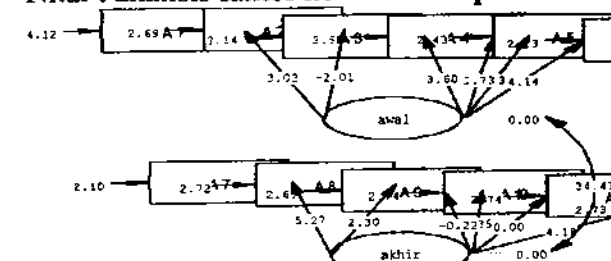
Nilai t analisis faktor konfirmatori pada item 8



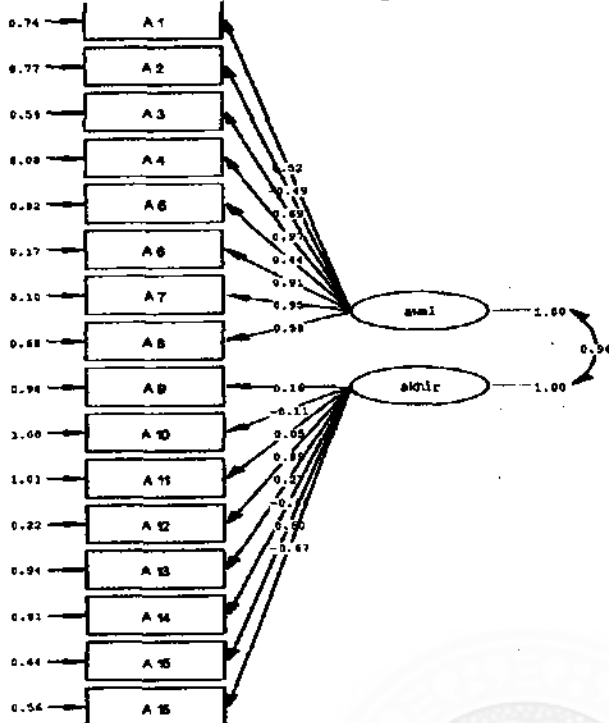
Nilai r analisis faktor konfirmatori pada item 12



Nilai t analisis faktor konfirmatori pada item 12

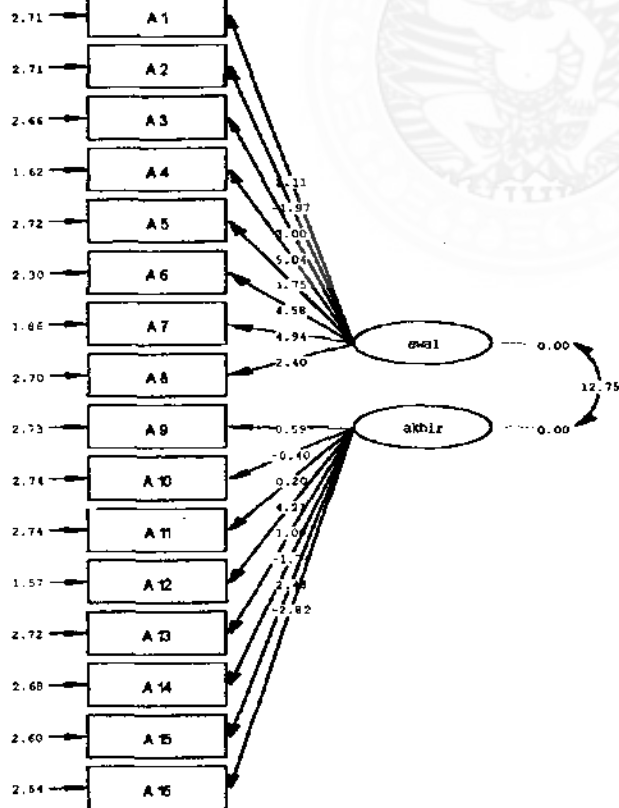


Nilai r analisis faktor konfirmatori pada item 16



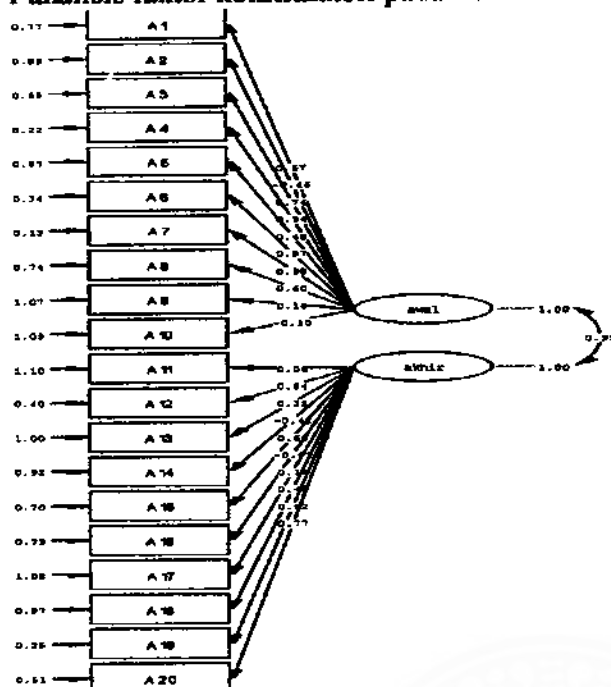
Chi-Square=154.56, df=103, P-value=0.00077, RMSEA=0.183

Nilai t analisis faktor konfirmatori pada item 16



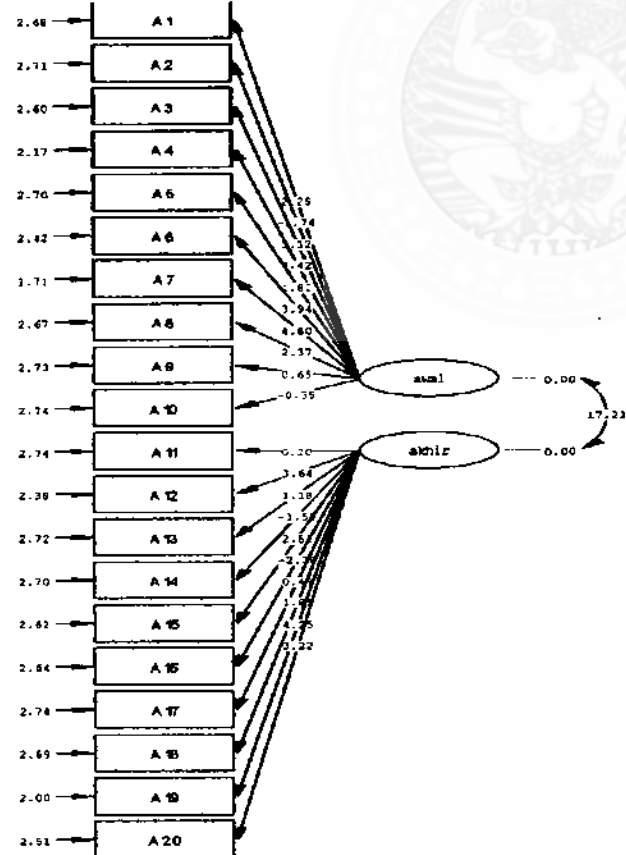
Chi-Square=154.56, df=103, P-value=0.00077, RMSEA=0.183

Nilai r analisis faktor konfirmatori pada item 20



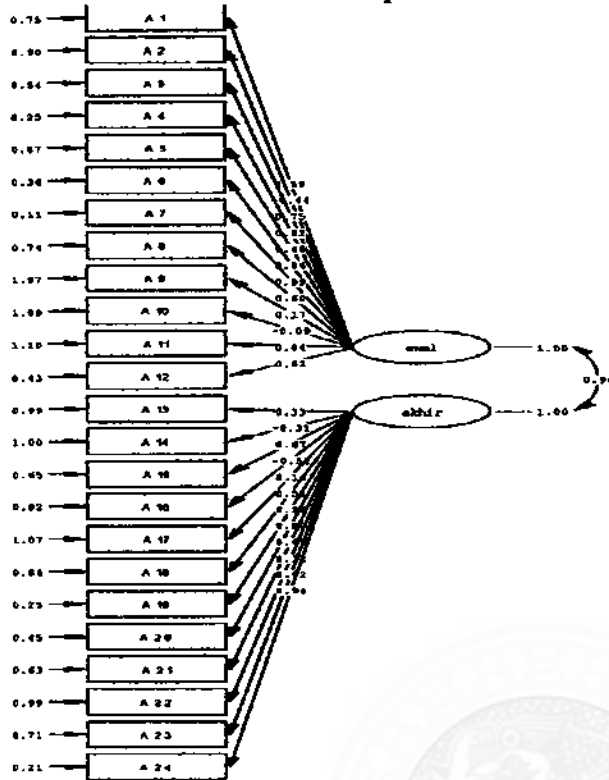
Chi-Square=194.27, df=169, P-value=0.08892, RMSEA=0.100

Nilai t analisis faktor konfirmatori pada item 20



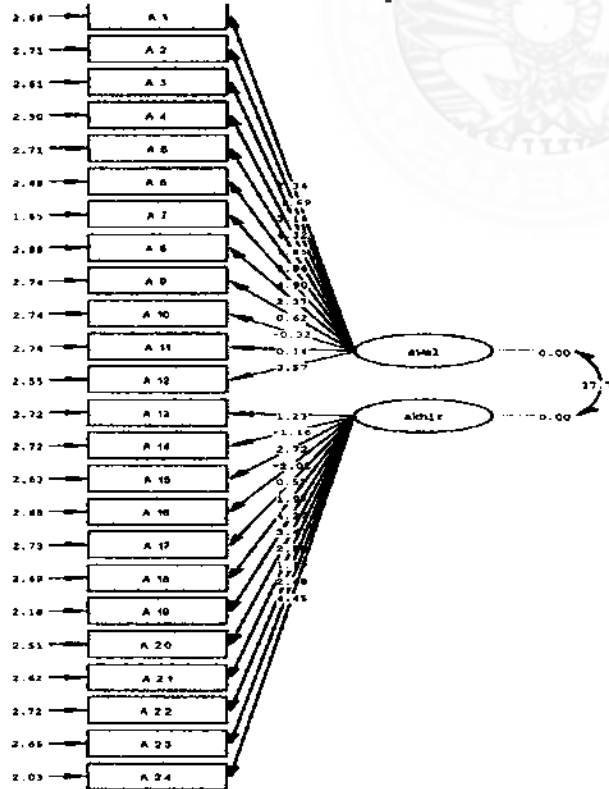
Chi-Square=194.27, df=169, P-value=0.08892, RMSEA=0.100

Nilai r analisis faktor konfirmatori pada item 24



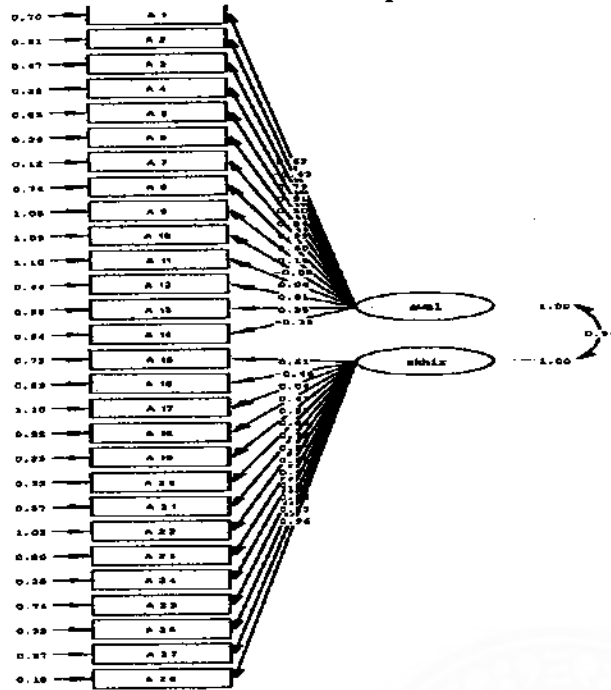
Chi-Square=297.31, df=251, P-value=0.02378, RMSEA=0.111

Nilai t analisis faktor konfirmatori pada item 24



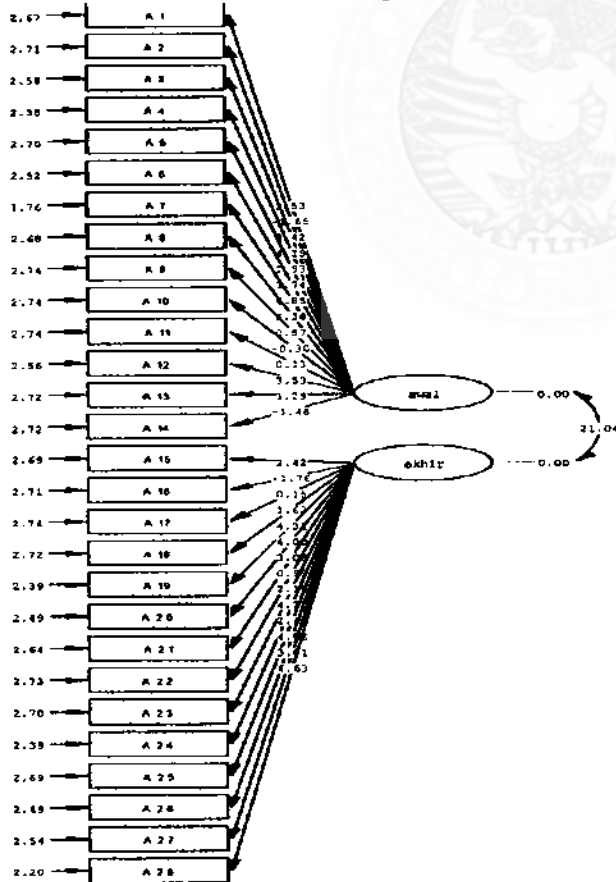
Chi-Square=297.31, df=251, P-value=0.02378, RMSEA=0.111

Nilai r analisis faktor konfirmatori pada item 28



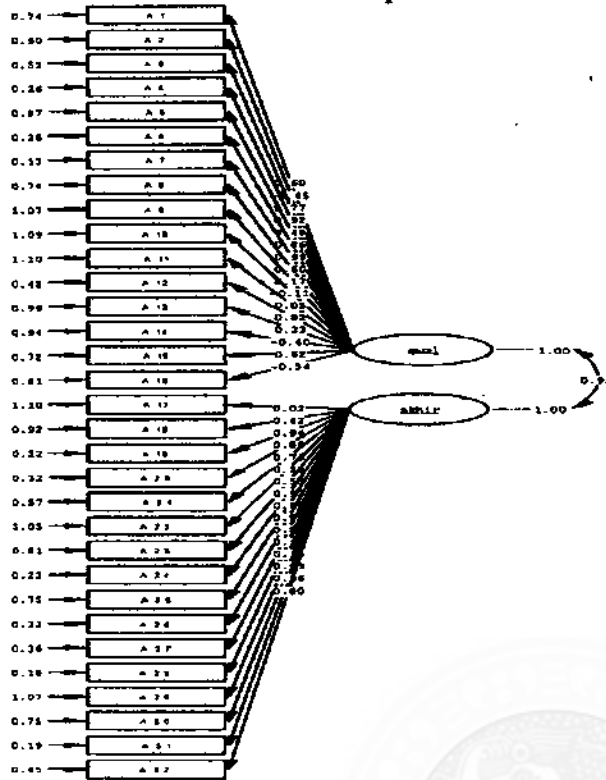
Chi-Square=386.56, df=349, P-value=0.08095, RMSEA=0.085

Nilai t analisis faktor konfirmatori pada item 28



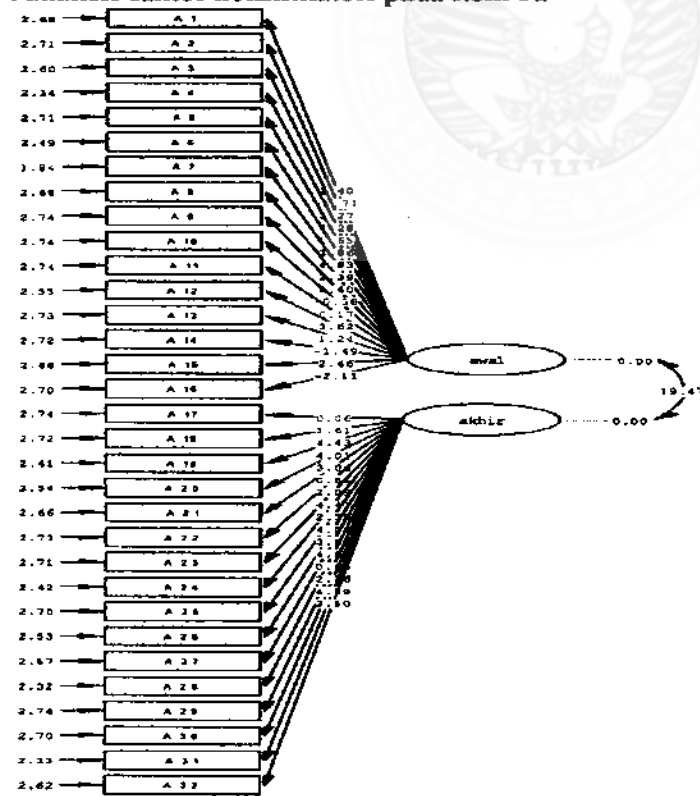
Chi-Square=386.56, df=349, P-value=0.08095, RMSEA=0.085

Nilai r analisis faktor konfirmatori pada item 32



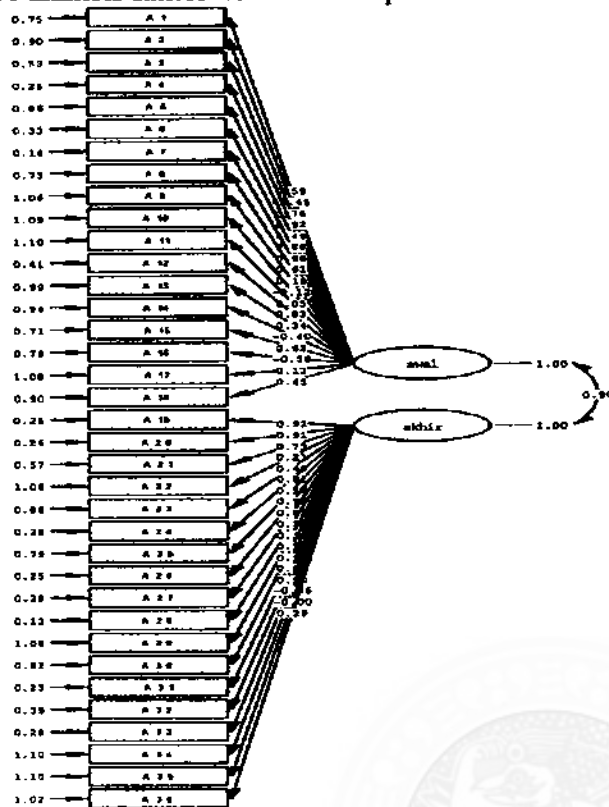
Chi-Square=531.17, df=463, P-value=0.01537, RMSEA=0.099

Nilai t analisis faktor konfirmatori pada item 32



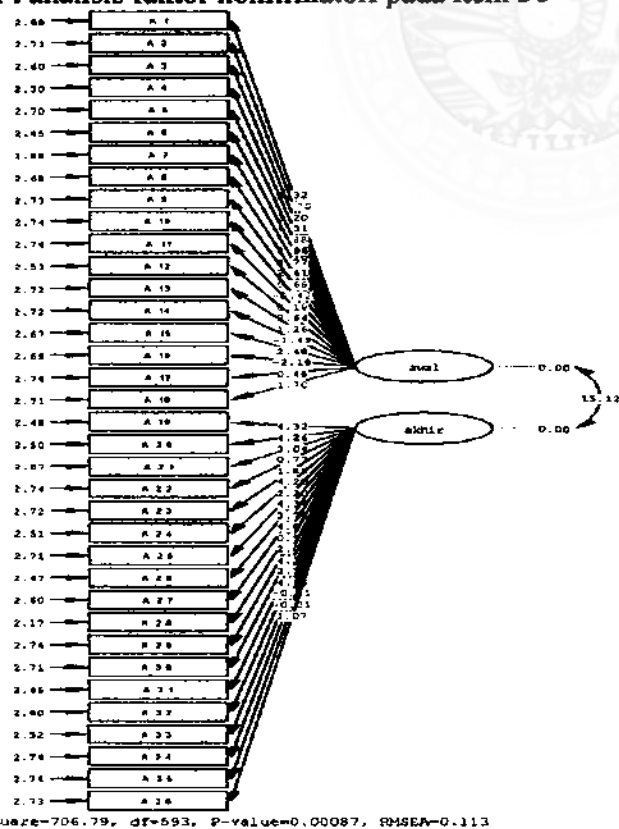
Chi-Square=531.17, df=463, P-value=0.01537, RMSEA=0.099

Nilai r analisis faktor konfirmatori pada item 36



Chi-Square=706.79, df=593, P-value=0.00087, RMSEA=0.113

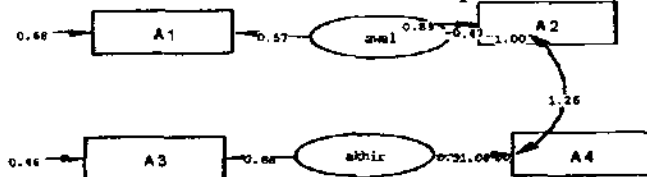
Nilai t analisis faktor konfirmatori pada item 36



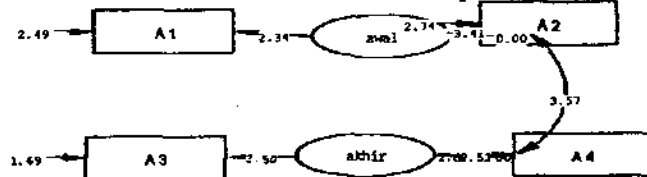
Chi-Square=706.79, df=593, P-value=0.00087, RMSEA=0.113

Lampiran 21
Kasus 18 awal akhir

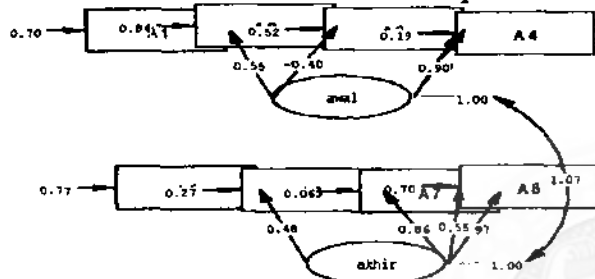
Nilai r analisis faktor konfirmatori pada item 4



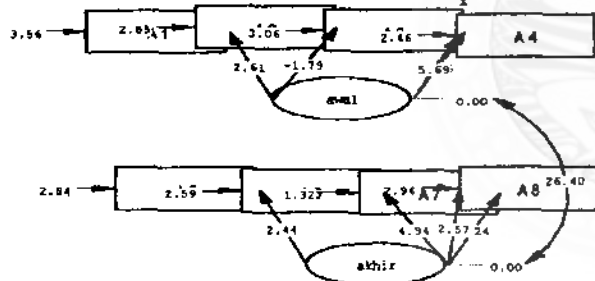
Nilai t analisis faktor konfirmatori pada item 4



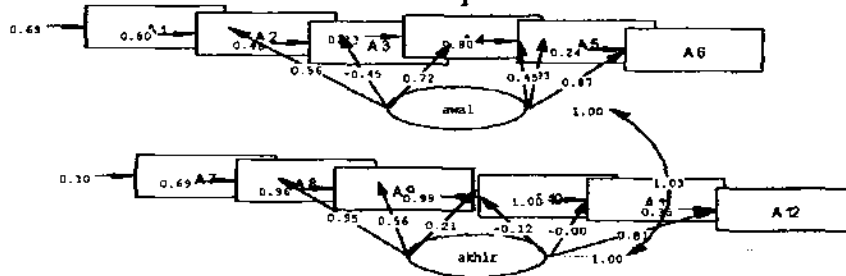
Nilai r analisis faktor konfirmatori pada item 8



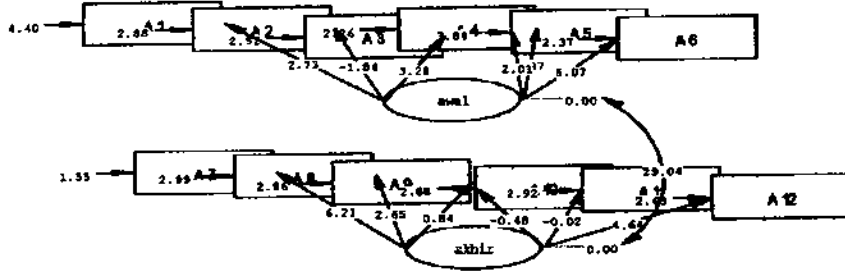
Nilai t analisis faktor konfirmatori pada item 8



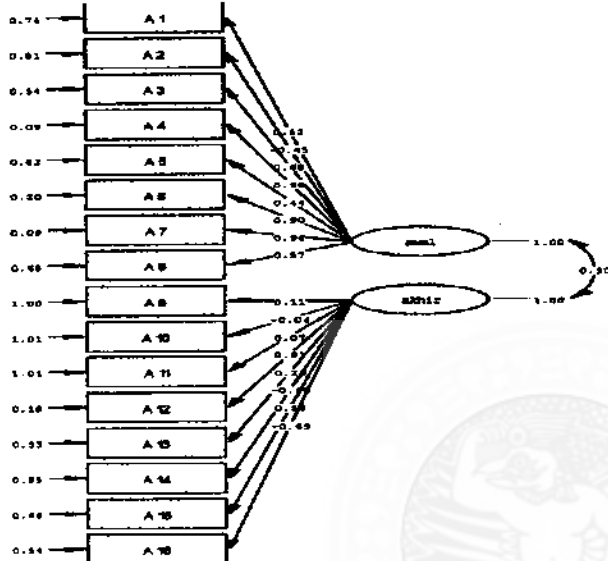
Nilai r analisis faktor konfirmatori pada item 12



Nilai t analisis faktor konfirmatori pada item 12

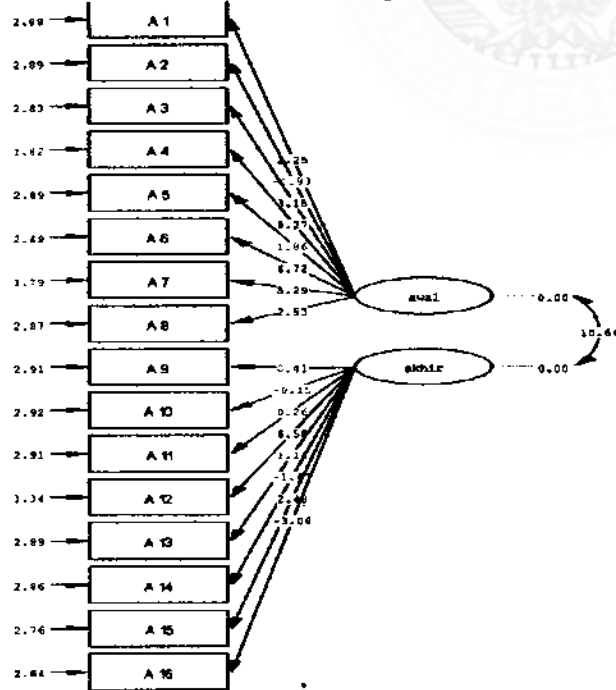


Nilai r analisis faktor konfirmatori pada item 16



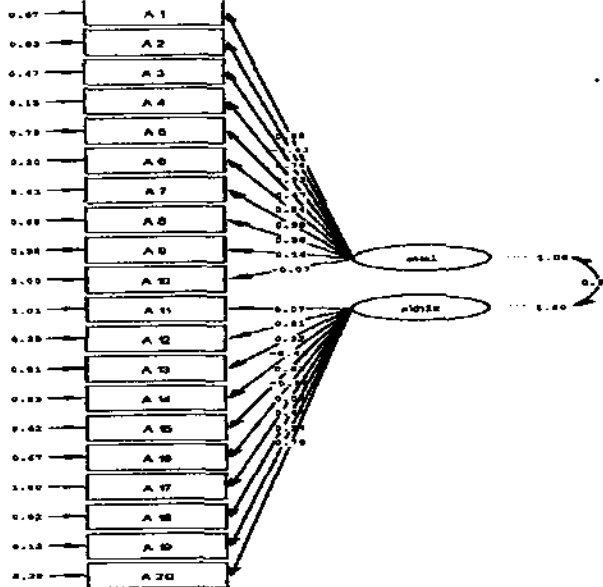
Chi-Square=165.35, df=103, P-value=0.00010, RMSEA=0.189

Nilai t analisis faktor konfirmatori pada item 16



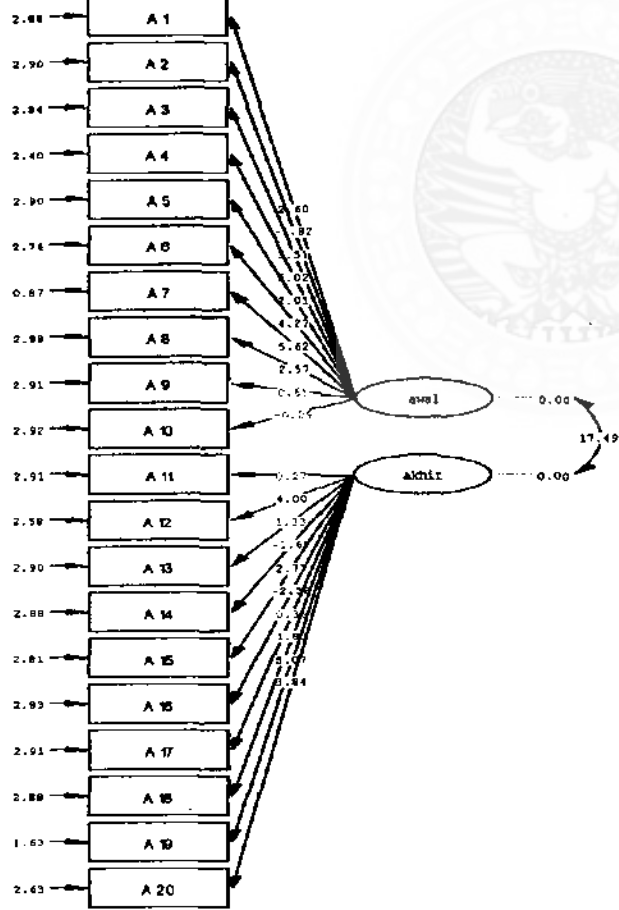
Chi-Square=165.35, df=103, P-value=0.00010, RMSEA=0.189

Nilai r analisis faktor konfirmatori pada item 20



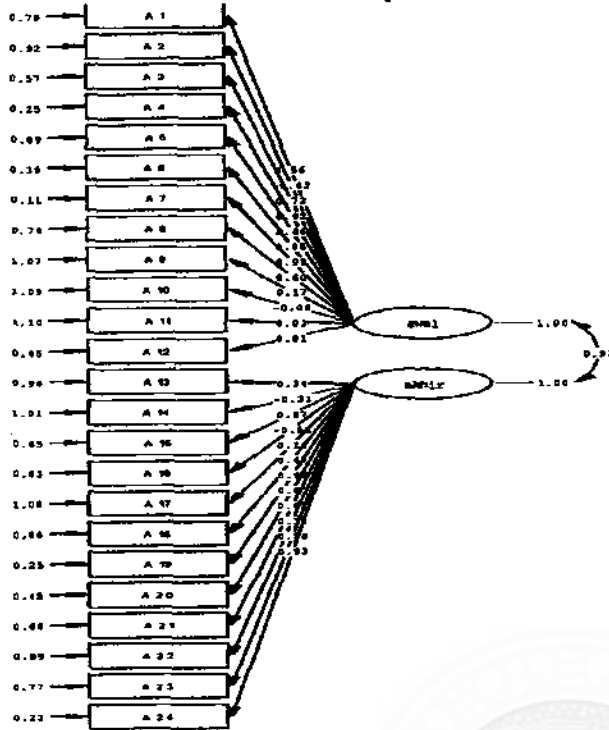
Chi-square=284.78, df=169, P-value=0.00000, RMSEA=0.201

Nilai t analisis faktor konfirmatori pada item 20



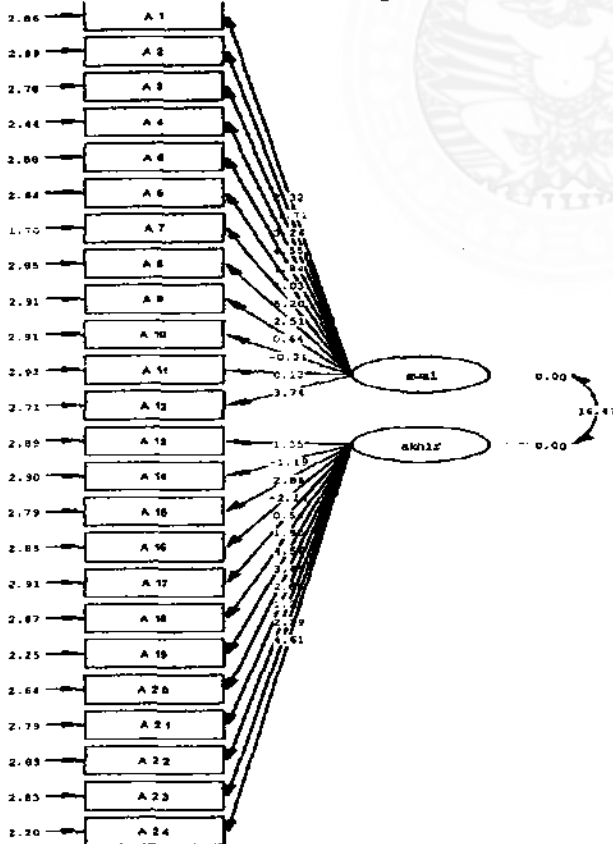
Chi-Square=284.78, df=169, P-value=0.00000, RMSEA=0.201

Nilai r analisis faktor konfirmatori pada item 24



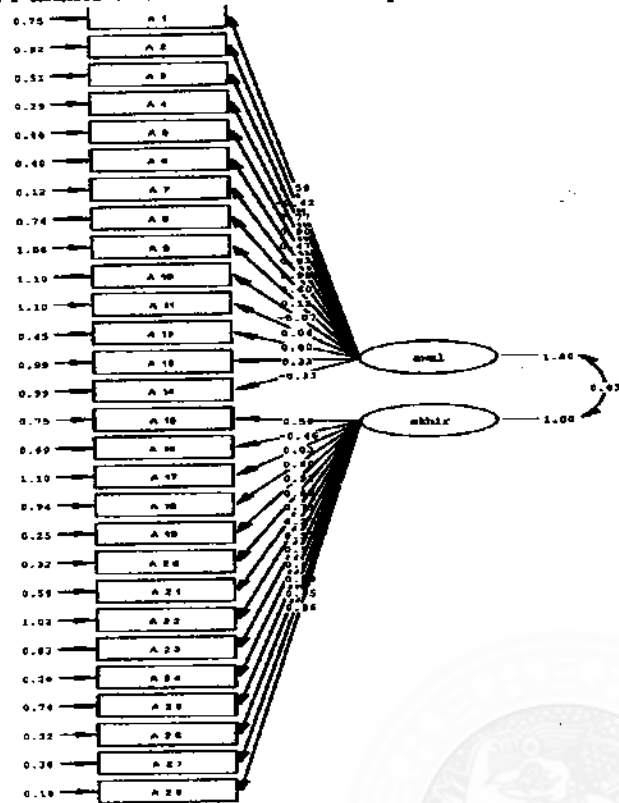
Chi-Square=304.22, df=251, P-value=0.01207, RMSEA=0.112

Nilai t analisis faktor konfirmatori pada item 24



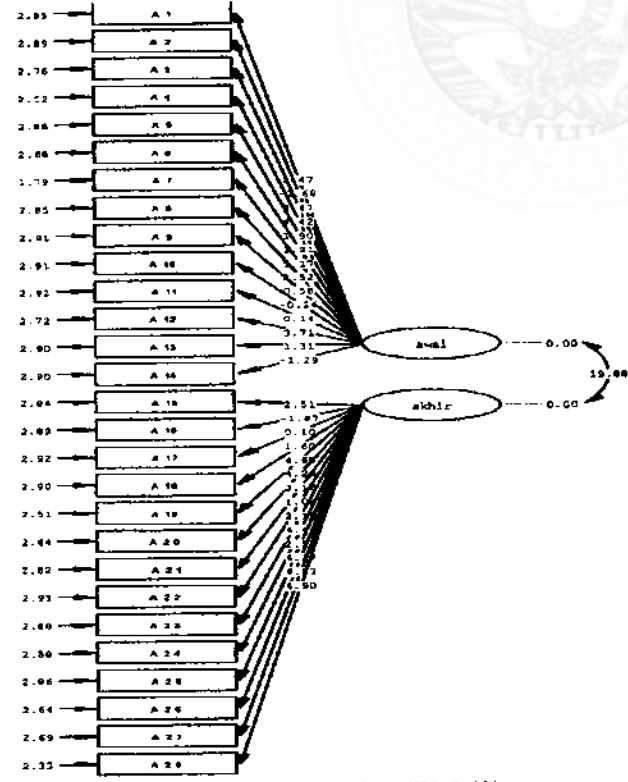
Chi-Square=304.22, df=251, P-value=0.01207, RMSEA=0.112

Nilai r analisis faktor konfirmatori pada item 28



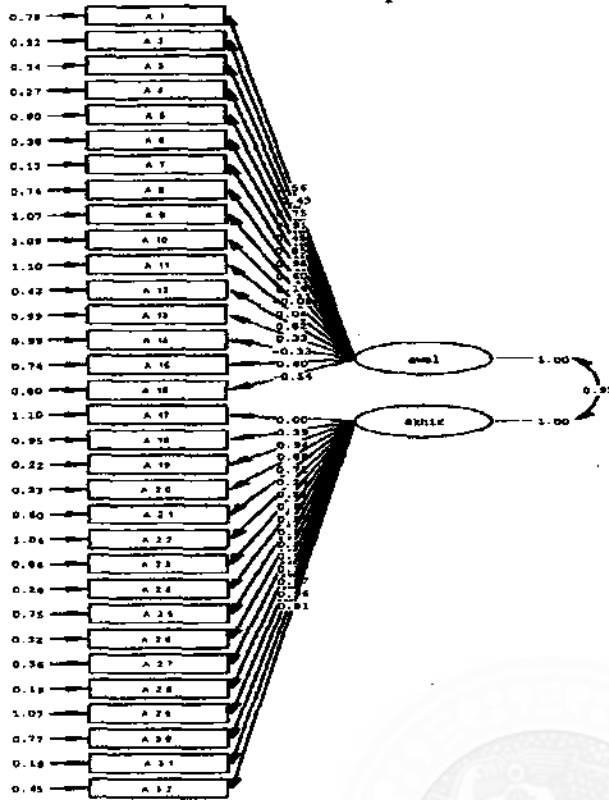
Chi-Square=387.96, df=349, P-value=0.07369, RMSEA=0.081

Nilai t analisis faktor konfirmatori pada item 28

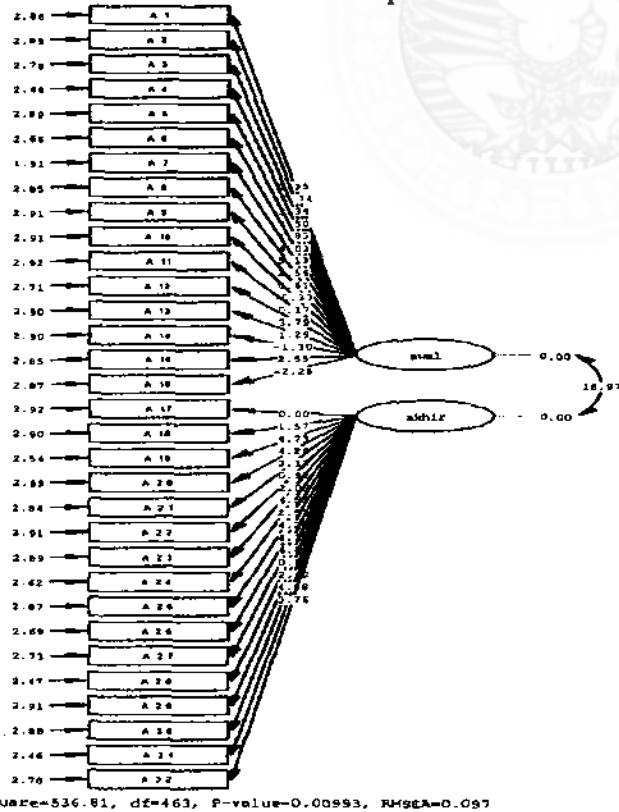


Chi-Square=387.96, df=349, P-value=0.07369, RMSEA=0.081

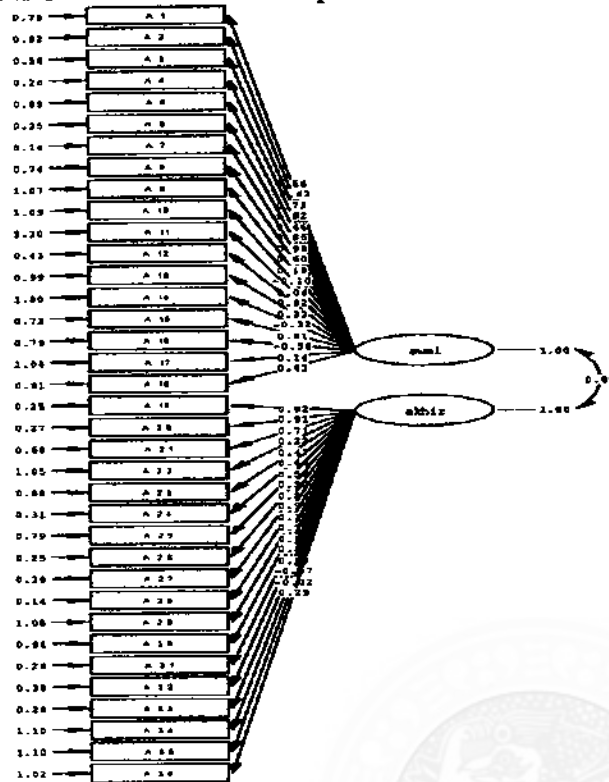
Nilai r analisis faktor konfirmatori pada item 32



Nilai t analisis faktor konfirmatori pada item 32

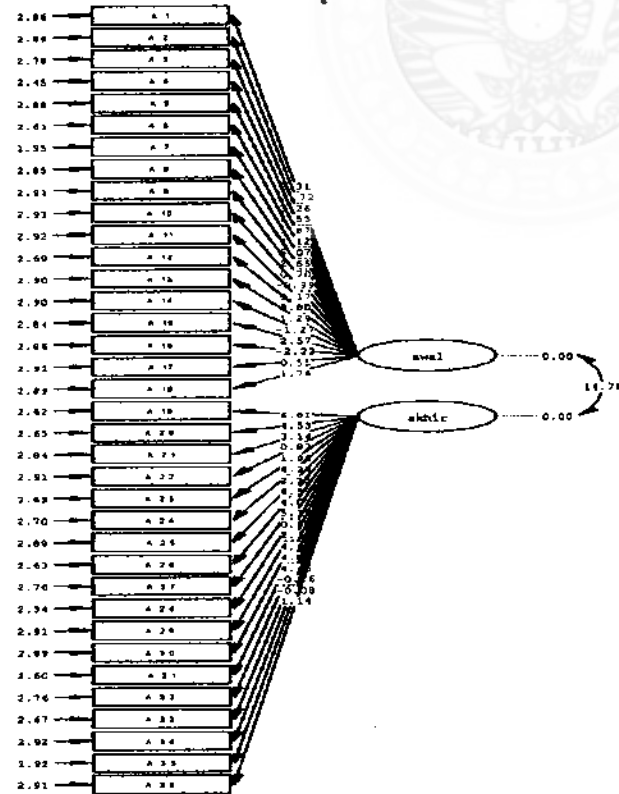


Nilai r analisis faktor konfirmatori pada item 36



Chi-Square=724.53, df=593, P-value=0.00017, RMSEA=0.114

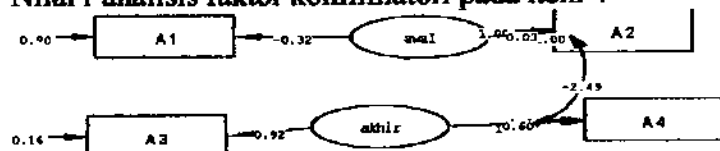
Nilai t analisis faktor konfirmatori pada item 36



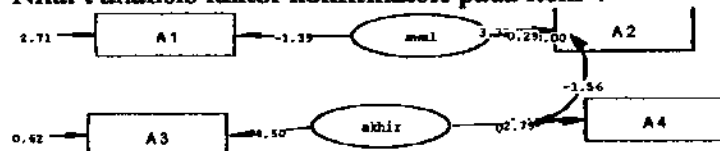
Chi-Square=724.53, df=593, P-value=0.00017, RMSEA=0.114

Kasus 20 awal akhir

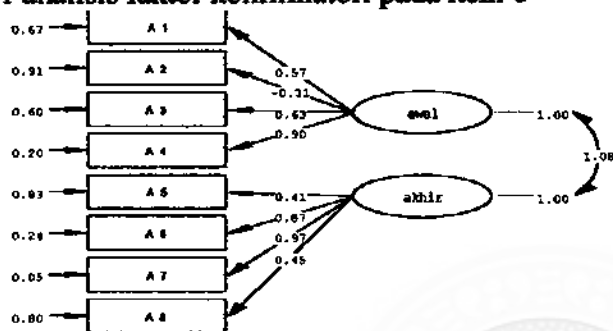
Nilai r analisis faktor konfirmatori pada item 4



Nilai t analisis faktor konfirmatori pada item 4

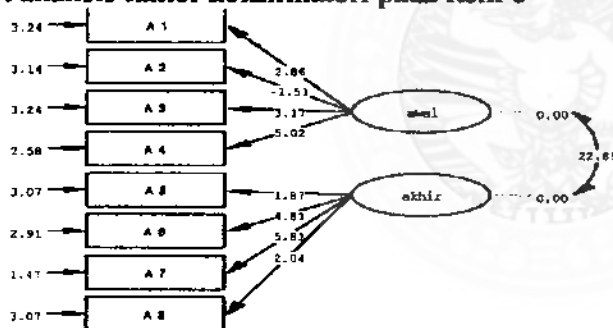


Nilai r analisis faktor konfirmatori pada item 8



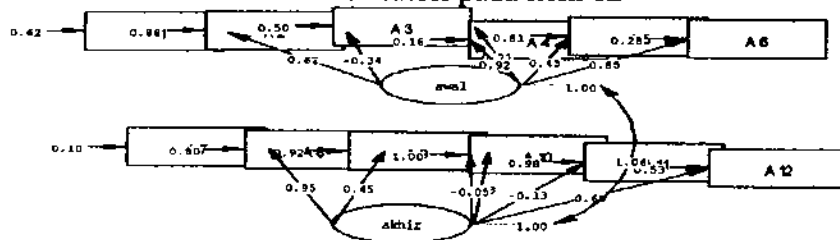
Chi-Square=41.27, df=19, P-value=0.00222, RMSEA=0.248

Nilai t analisis faktor konfirmatori pada item 8

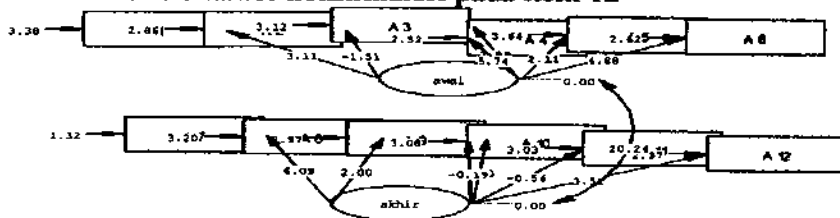


Chi-Square=41.27, df=19, P-value=0.00222, RMSEA=0.248

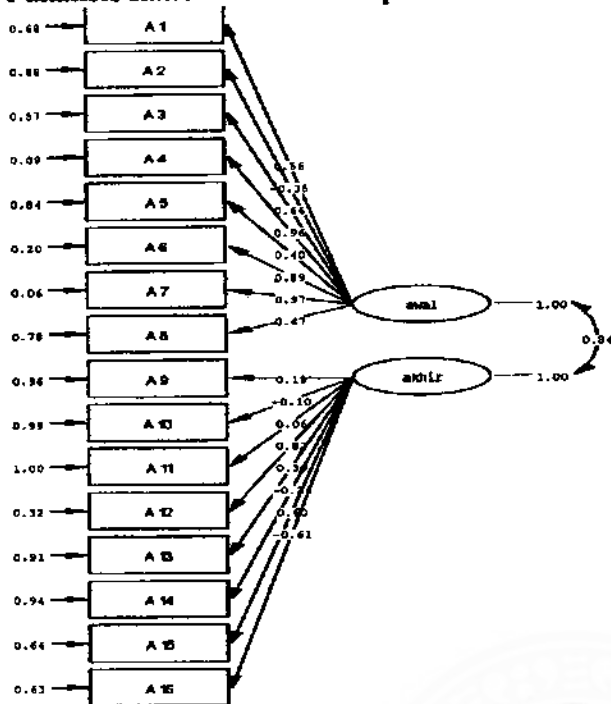
Nilai r analisis faktor konfirmatori pada item 12



Nilai t analisis faktor konfirmatori pada item 12

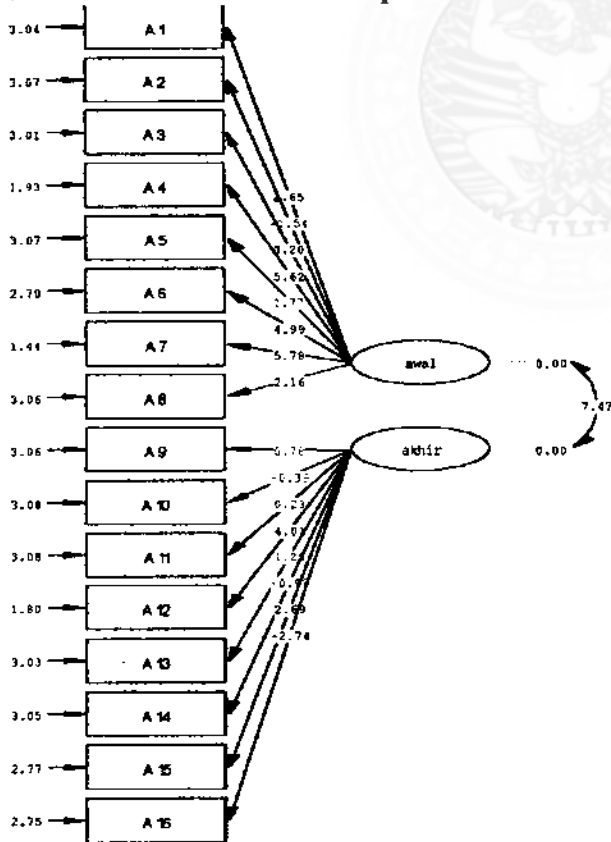


Nilai r analisis faktor konfirmatori pada item 16



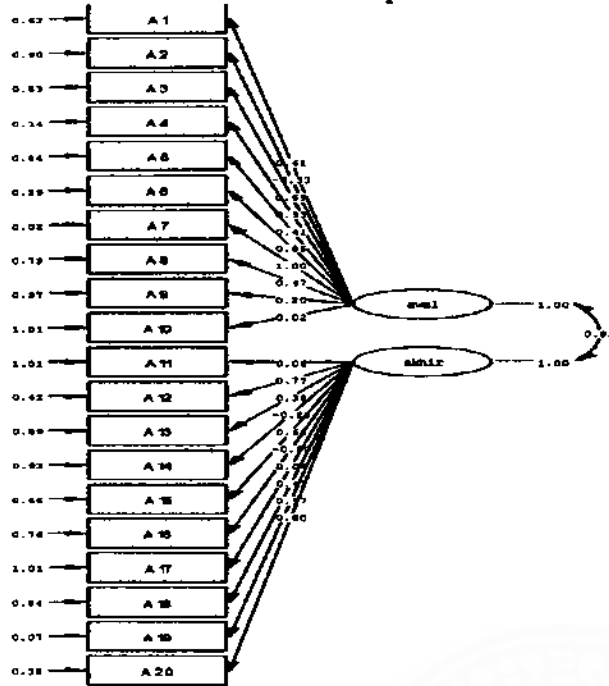
Chi-Square=217.95, df=103, P-value=0.00000, RMSEA=0.242

Nilai t analisis faktor konfirmatori pada item 16



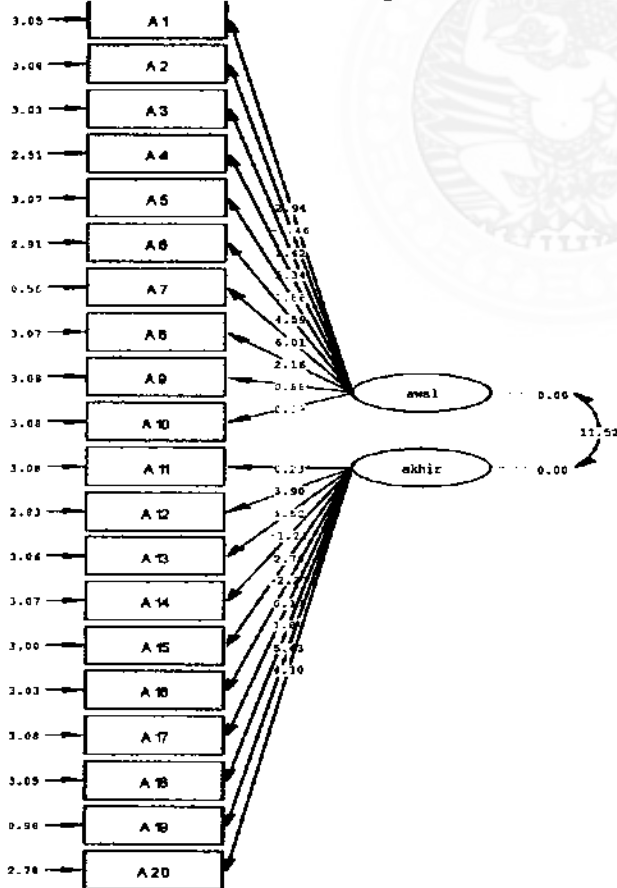
Chi-Square=217.95, df=103, P-value=0.00000, RMSEA=0.242

Nilai r analisis faktor konfirmatori pada item 20



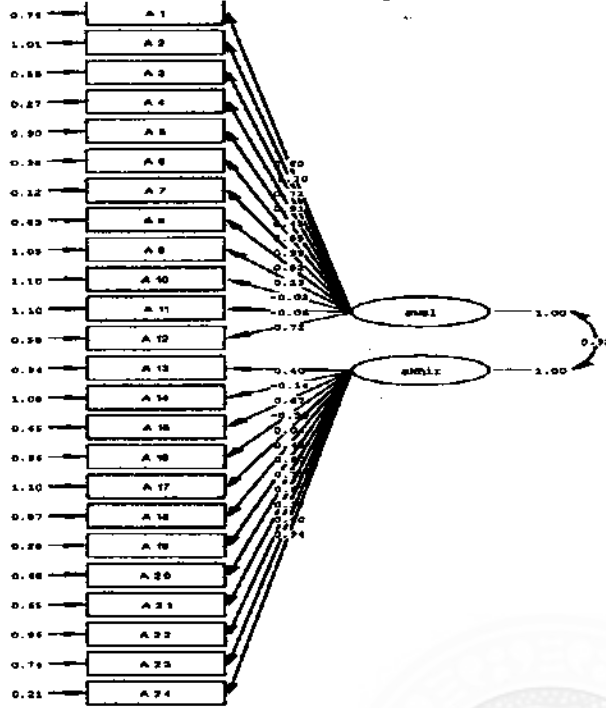
Chi-Square=311.68, df=169, P-value=0.00000, RMSEA=0.211

Nilai t analisis faktor konfirmatori pada item 20



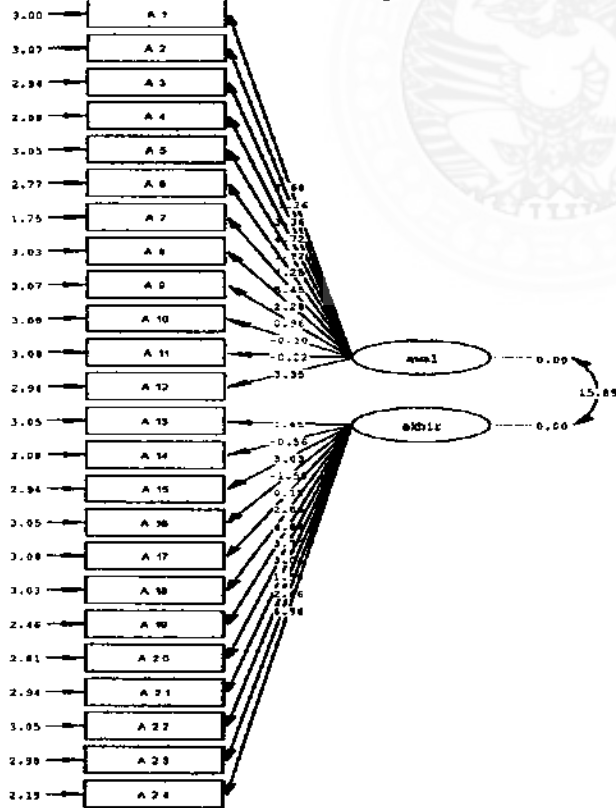
Chi-Square=311.68, df=169, P-value=0.00000, RMSEA=0.211

Nilai r analisis faktor konfirmatori pada item 24



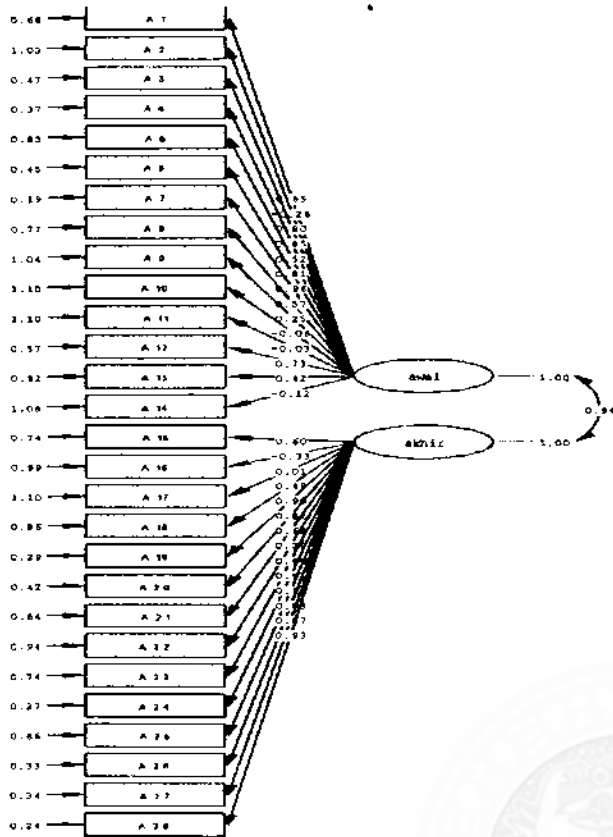
Chi-Square=337.17, df=251, P-value=0.00023, RMSEA=0.134

Nilai t analisis faktor konfirmatori pada item 24

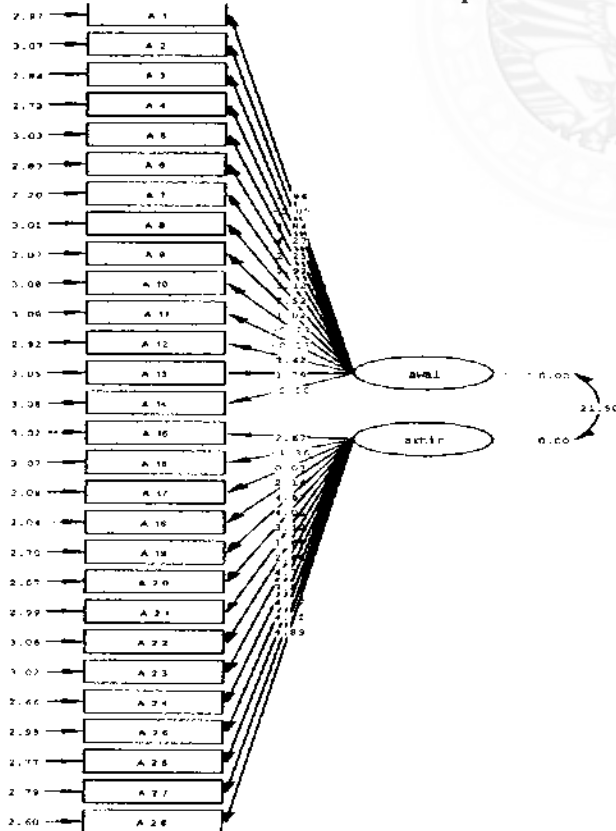


Chi-Square=337.17, df=251, P-value=0.00023, RMSEA=0.134

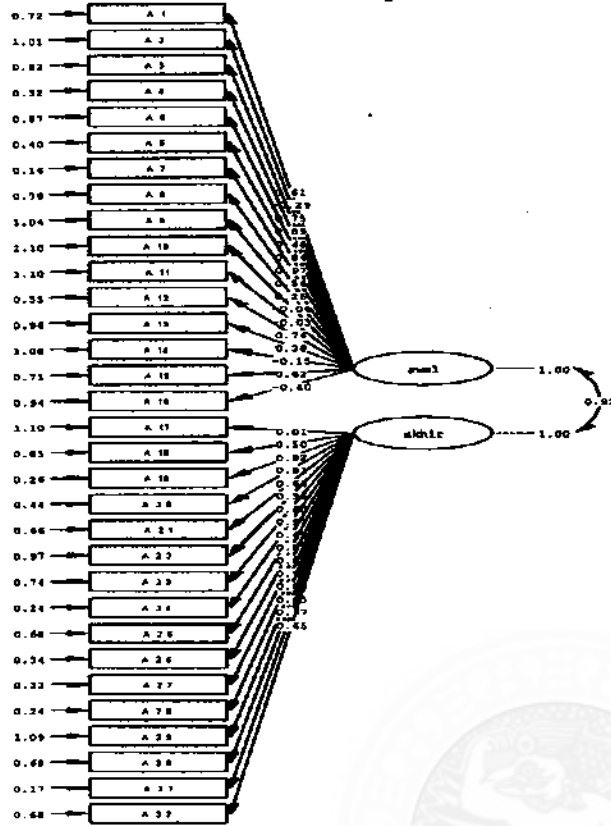
Nilai r analisis faktor konfirmatori pada item 28



Nilai t analisis faktor konfirmatori pada item 28

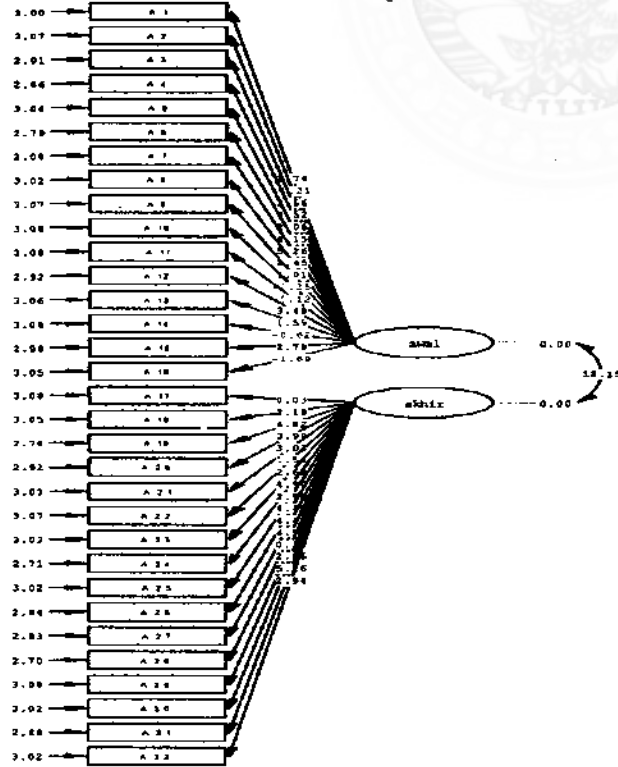


Nilai r analisis faktor konfirmatori pada item 32



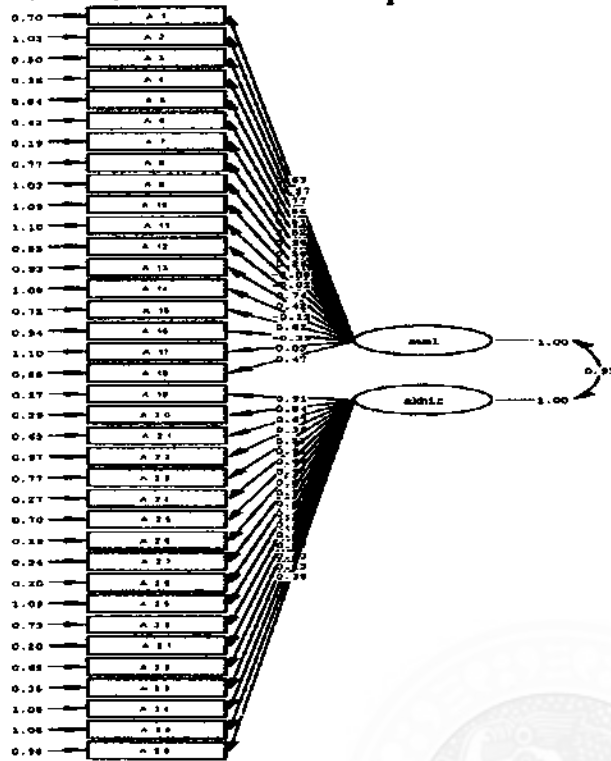
Chi-Square=555.29, df=463, P-value=0.00203, RMSEA=0.102

Nilai t analisis faktor konfirmatori pada item 32

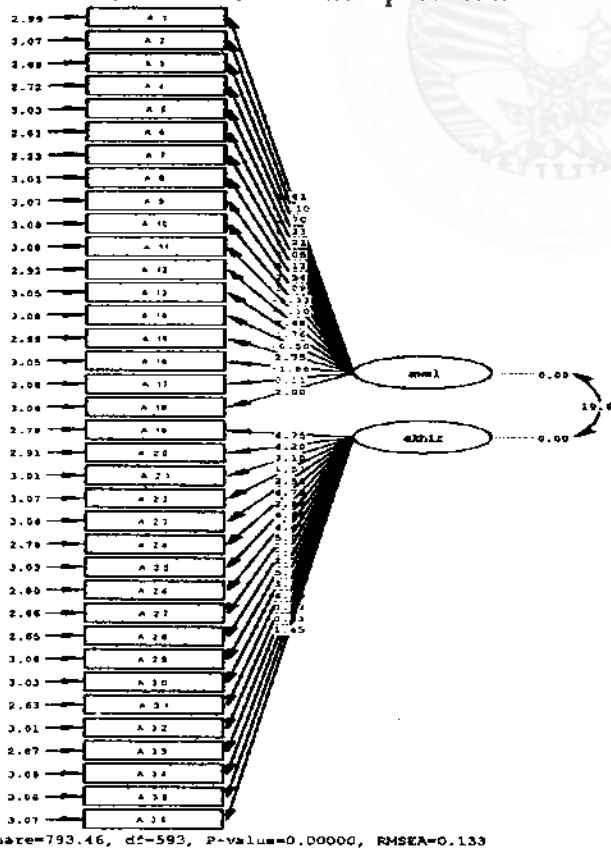


Chi-Square=555.29, df=463, P-value=0.00203, RMSEA=0.102

Nilai r analisis faktor konfirmatori pada item 36



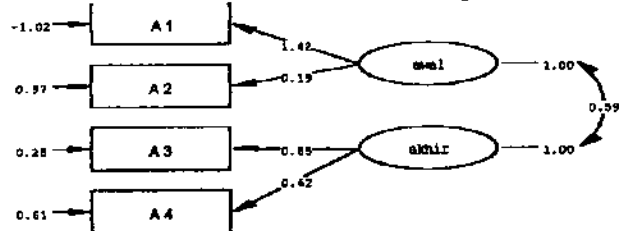
Nilai t analisis faktor konfirmatori pada item 36



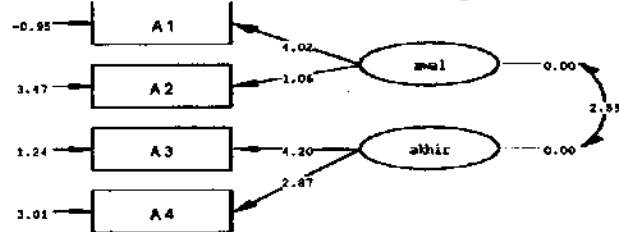
Lampiran 23

Kasus 22 awal akhir *

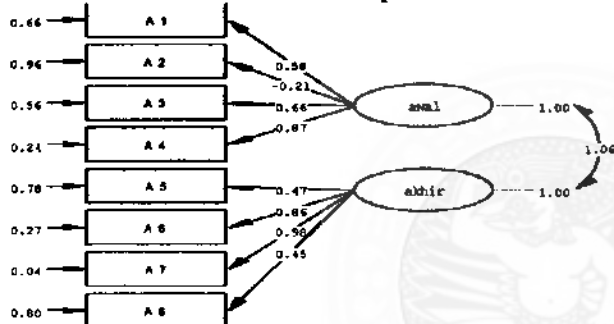
Nilai r analisis faktor konfirmatori pada item 4



Nilai t analisis faktor konfirmatori pada item 4

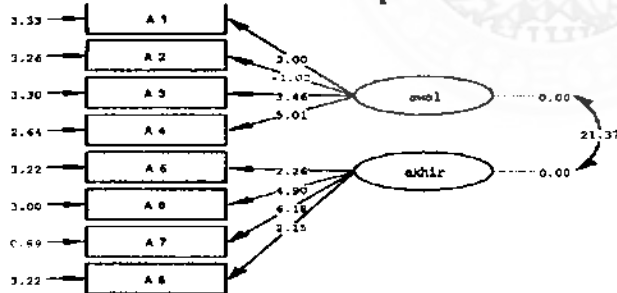


Nilai r analisis faktor konfirmatori pada item 8



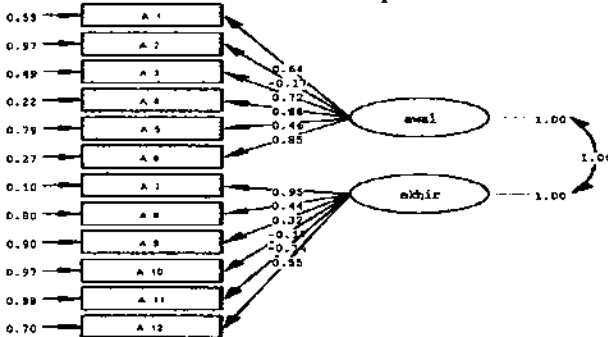
Chi-Square=42.60, df=19, P-value=0.00147, RMSEA=0.243

Nilai t analisis faktor konfirmatori pada item 8



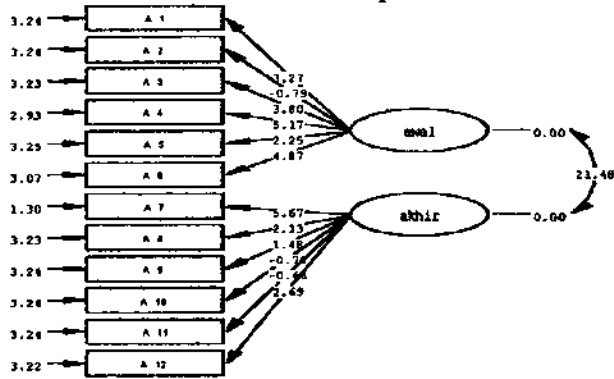
Chi-Square=42.60, df=19, P-value=0.00147, RMSEA=0.243

Nilai r analisis faktor konfirmatori pada item 12



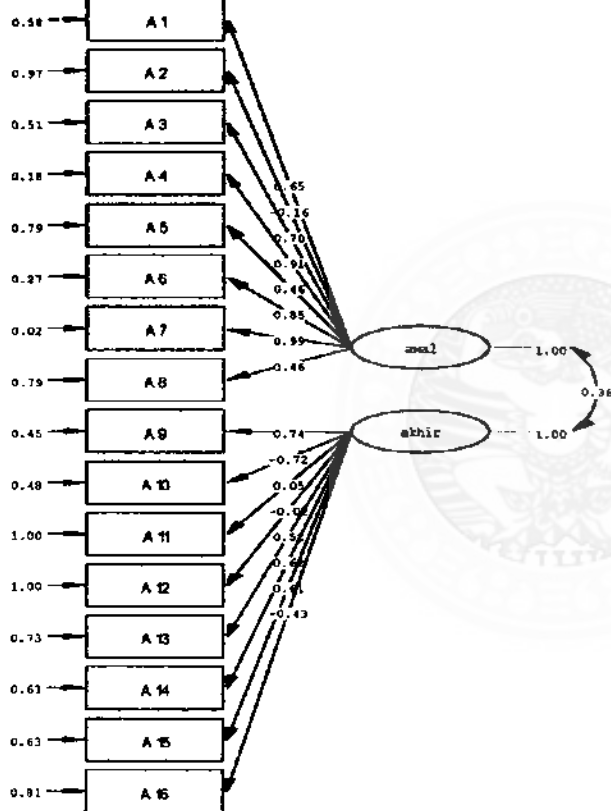
Chi-Square=118.00, df=53, P-value=0.00000, RMSEA=0.242

Nilai t analisis faktor konfirmatori pada item 12



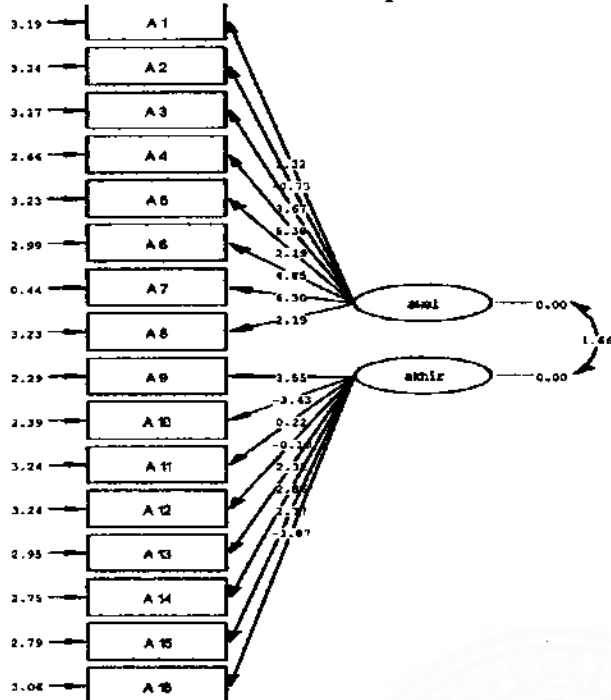
Chi-Square=118.00, df=53, P-value=0.00000, RMSEA=0.242

Nilai r analisis faktor konfirmatori pada item 16



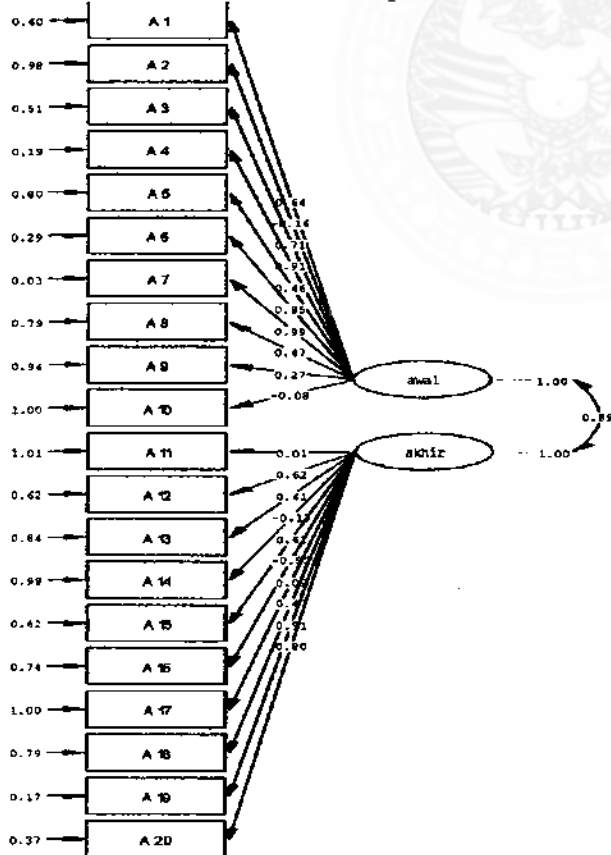
Chi-Square=210.87, df=103, P-value=0.00000, RMSEA=0.223

Nilai t analisis faktor konfirmatori pada item 16



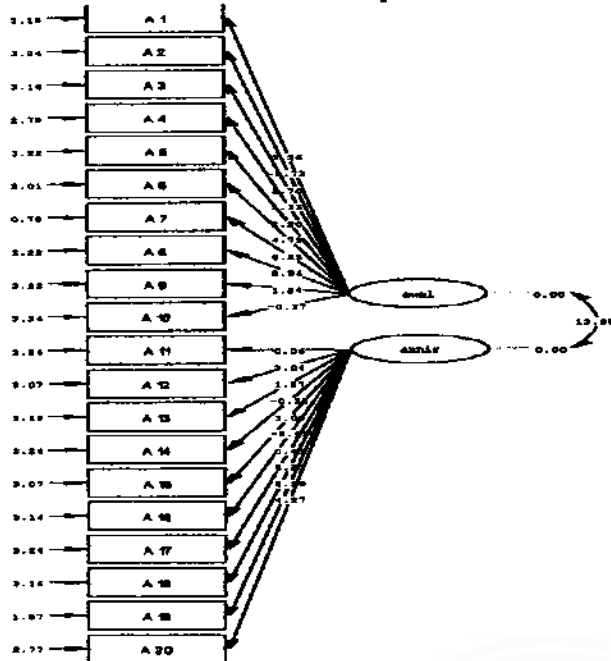
Chi-Square=210.87, df=103, P-value=0.00000, RMSEA=0.223

Nilai r analisis faktor konfirmatori pada item 20



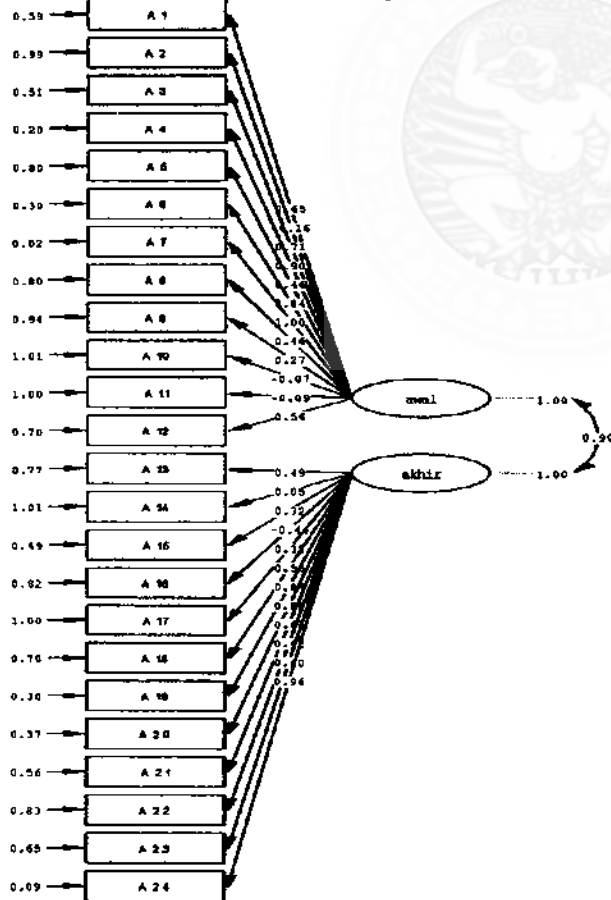
Chi-Square=352.38, df=169, P-value=0.00000, RMSEA=0.227

Nilai t analisis faktor konfirmatori pada item 20



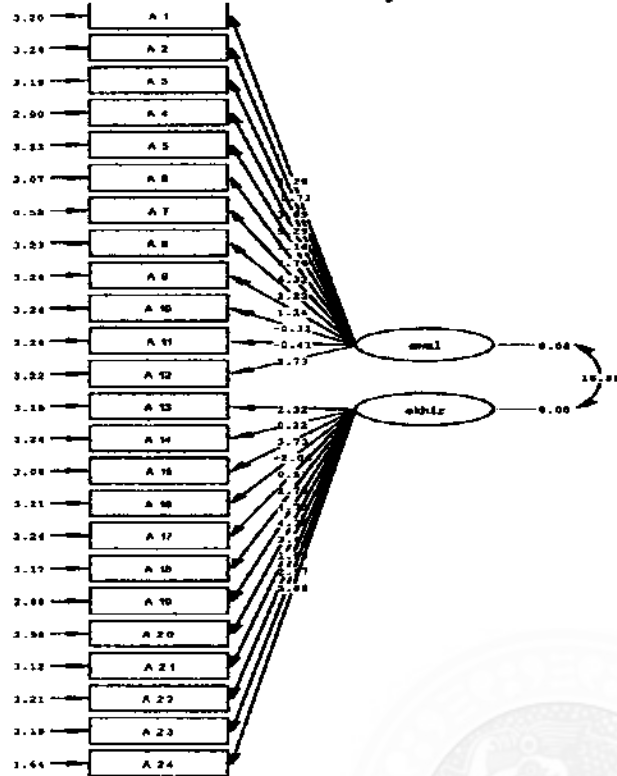
Chi-Square=352.38, df=169, P-value=0.00000, RMSEA=0.227

Nilai r analisis faktor konfirmatori pada item 24



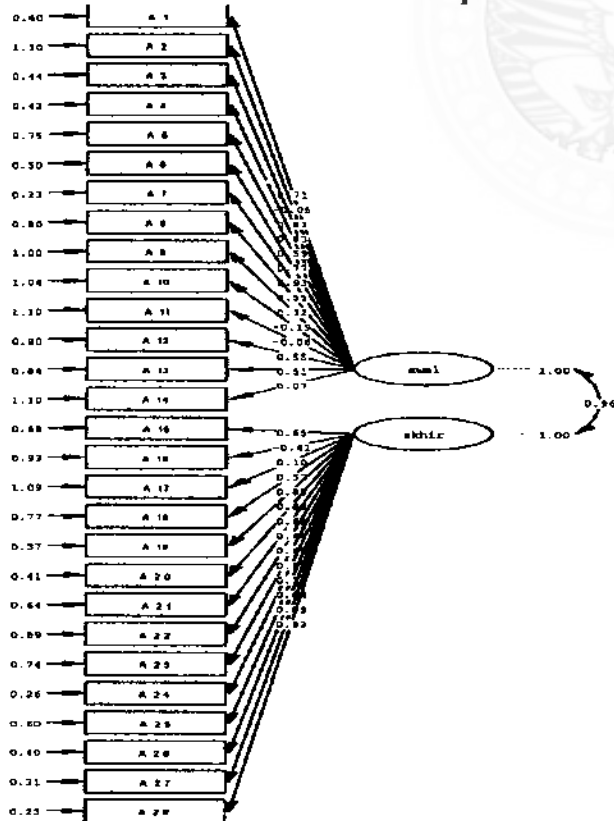
Chi-Square=480.36, df=251, P-value=0.00000, RMSEA=0.209

Nilai t analisis faktor konfirmatori pada item 24

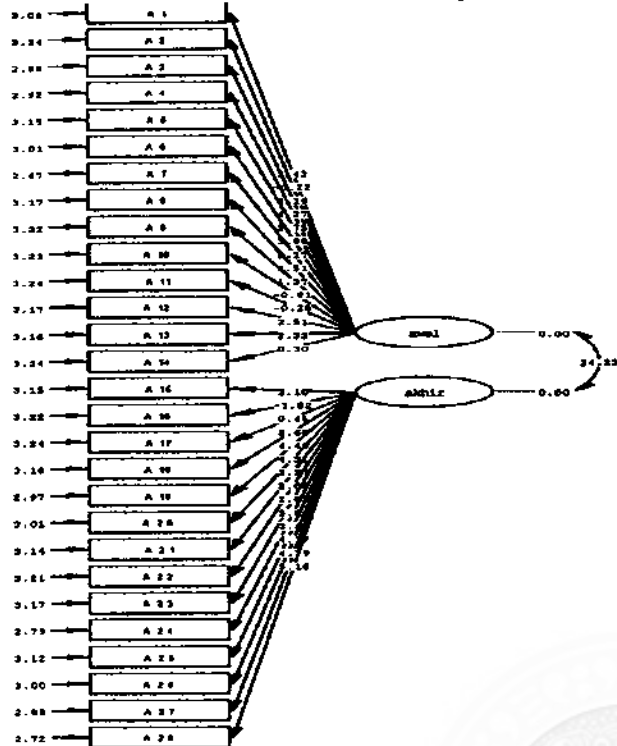


Chi-Square=490.36, df=251, P-value=0.00000, RMSEA=0.209

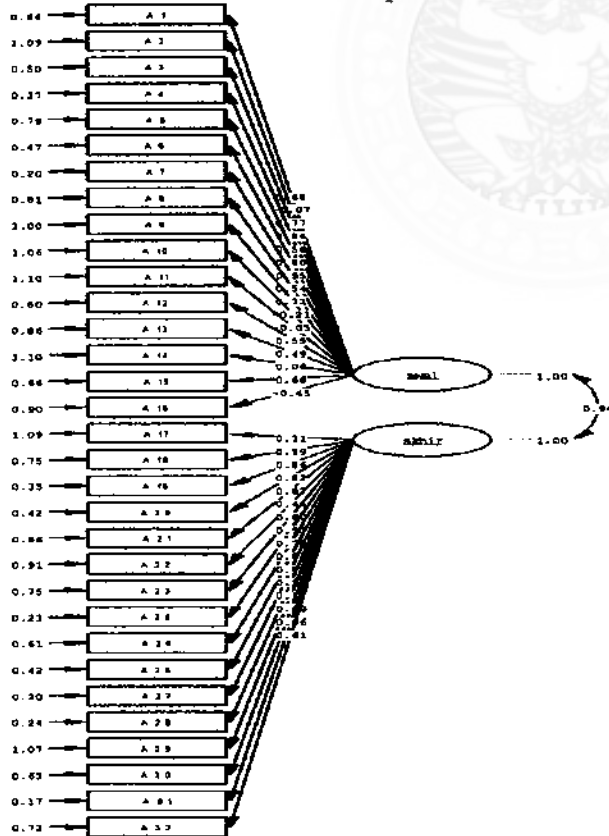
Nilai r analisis faktor konfirmatori pada item 28



Nilai t analisis faktor konfirmatori pada item 28

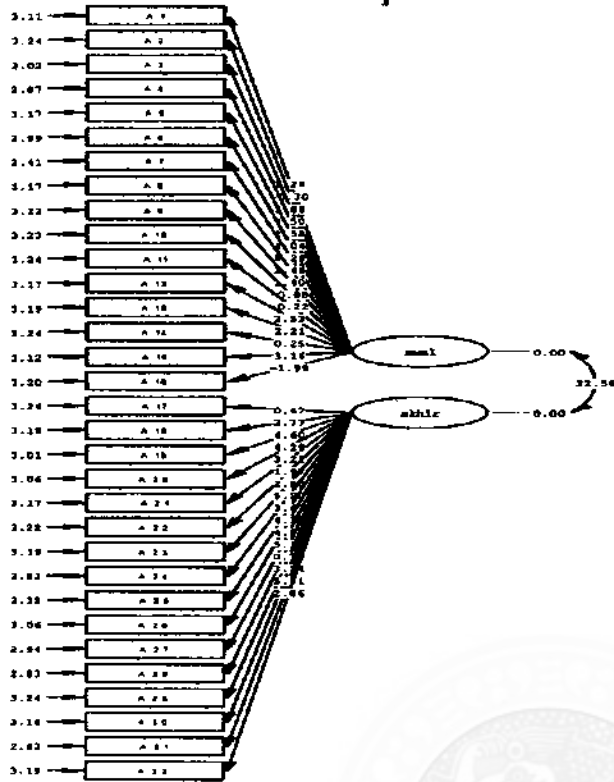


Nilai r analisis faktor konfirmatori pada item 32



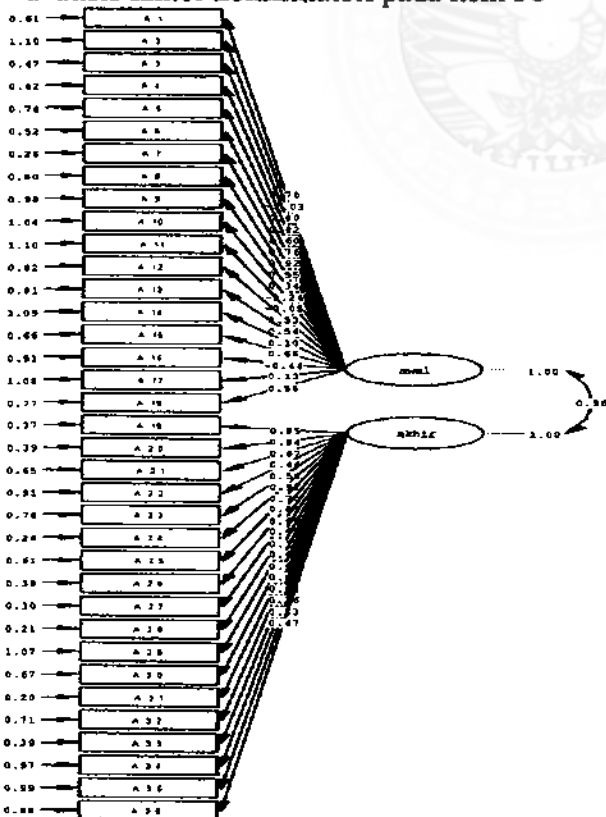
Chi-Square=600.73, df=463, P-value=0.00002, RMSEA=0.119

Nilai t analisis faktor konfirmatori pada item 32



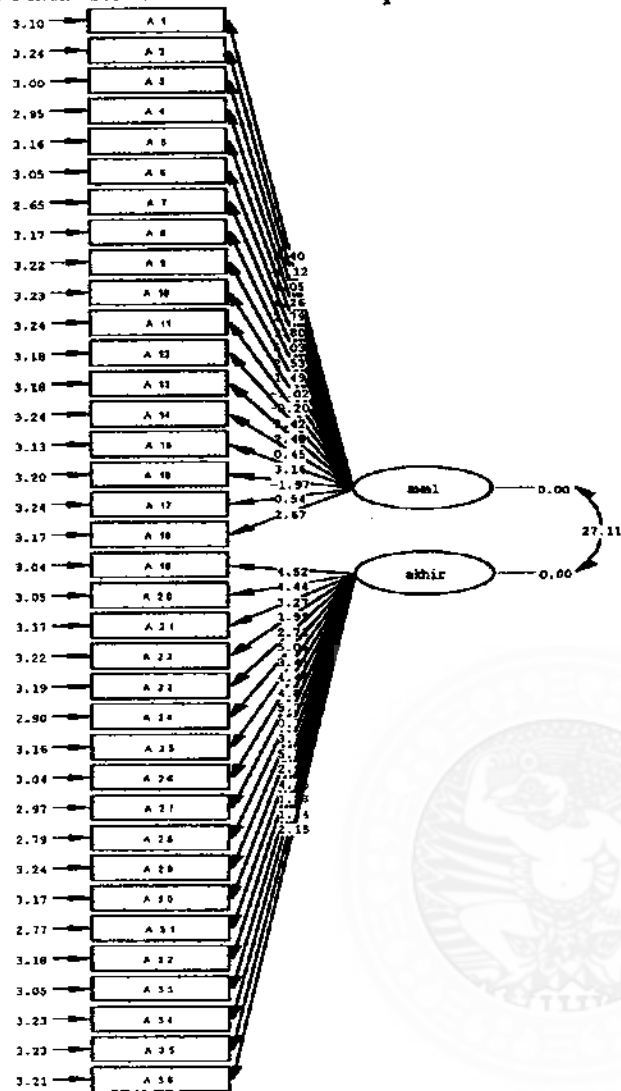
Chi-Square=600.73, df=463, P-value=0.00002, RMSEA=0.115

Nilai r analisis faktor konfirmatori pada item 36



Chi-Square=895.11, df=593, P-value=0.00000, RMSEA=0.156

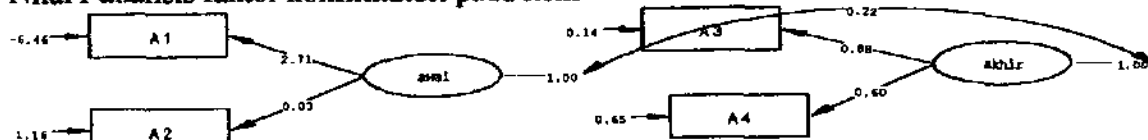
Nilai t analisis faktor konfirmatori pada item 36



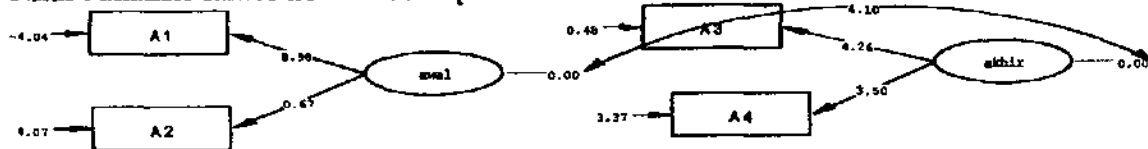
Chi-Square=895.11, df=593, P-value=0.00000, RMSEA=0.156

Kasus 24 awal akhir

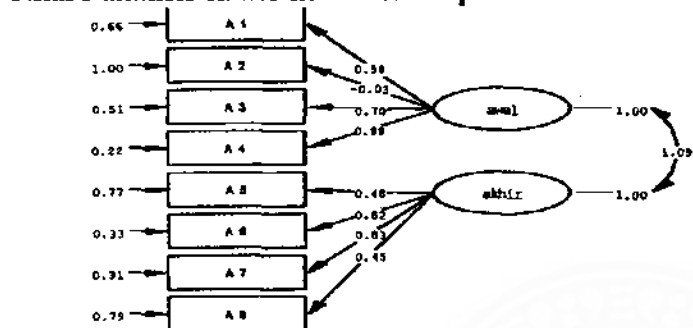
Nilai r analisis faktor konfirmatori pada item 4



Nilai t analisis faktor konfirmatori pada item 4

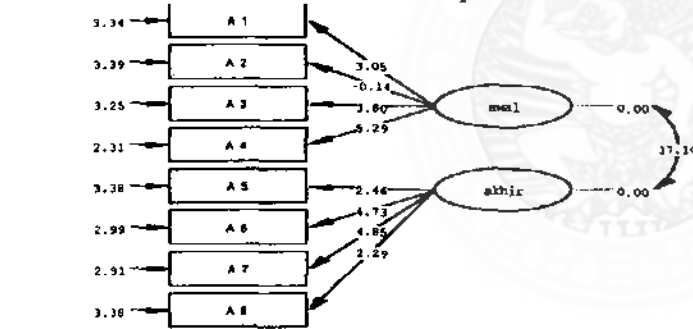


Nilai r analisis faktor konfirmatori pada item 8



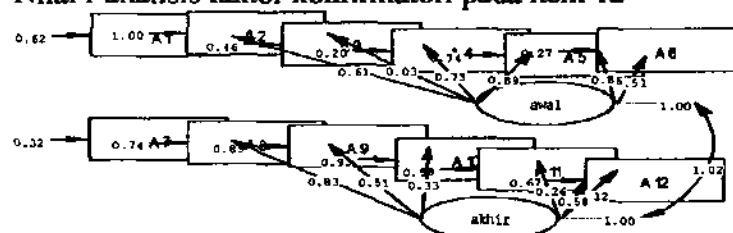
Chi-Square=38.80, df=19, P-value=0.00469, RMSEA=0.213

Nilai t analisis faktor konfirmatori pada item 8

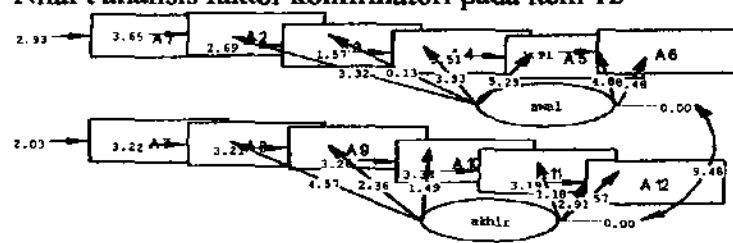


Chi-Square=38.80, df=19, P-value=0.00469, RMSEA=0.213

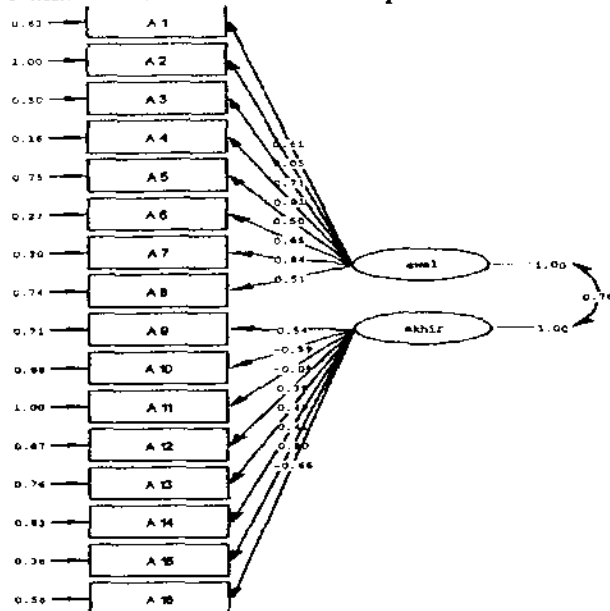
Nilai r analisis faktor konfirmatori pada item 12



Nilai t analisis faktor konfirmatori pada item 12

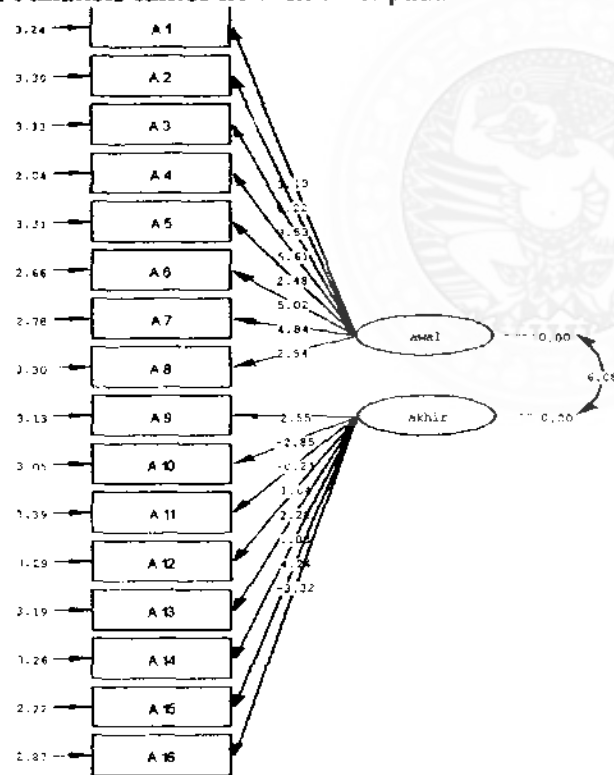


Nilai r analisis faktor konfirmatori pada item 16



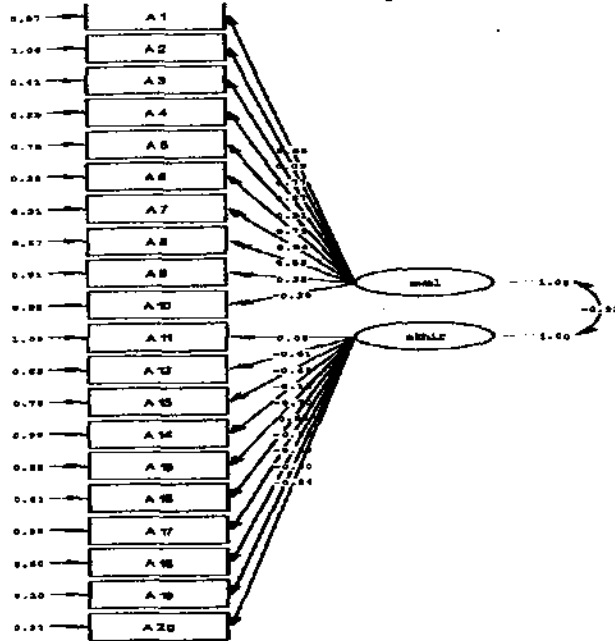
Chi-Square=712.24, df=103, P-value=0.00000, RMSEA=0.215

Nilai t analisis faktor konfirmatori pada item 16



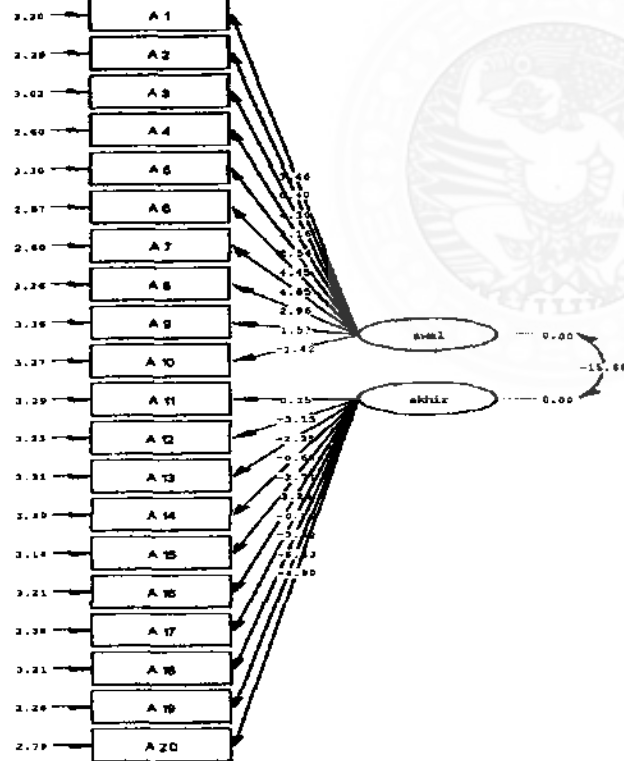
Chi-Square=212.24, df=103, P-value=0.00000, RMSEA=0.215

Nilai r analisis faktor konfirmatori pada item 20



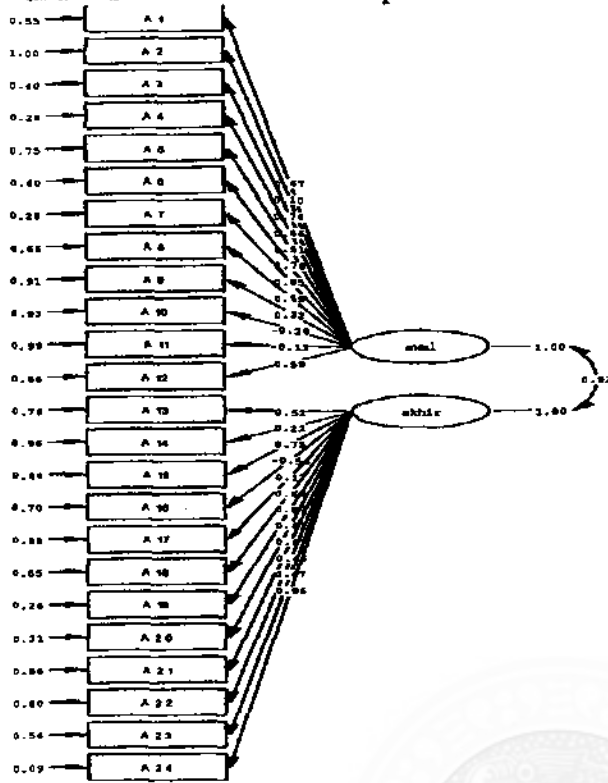
Chi-Square=331.57, df=169, P-value=0.00000, RMSEA=0.208

Nilai t analisis faktor konfirmatori pada item 20



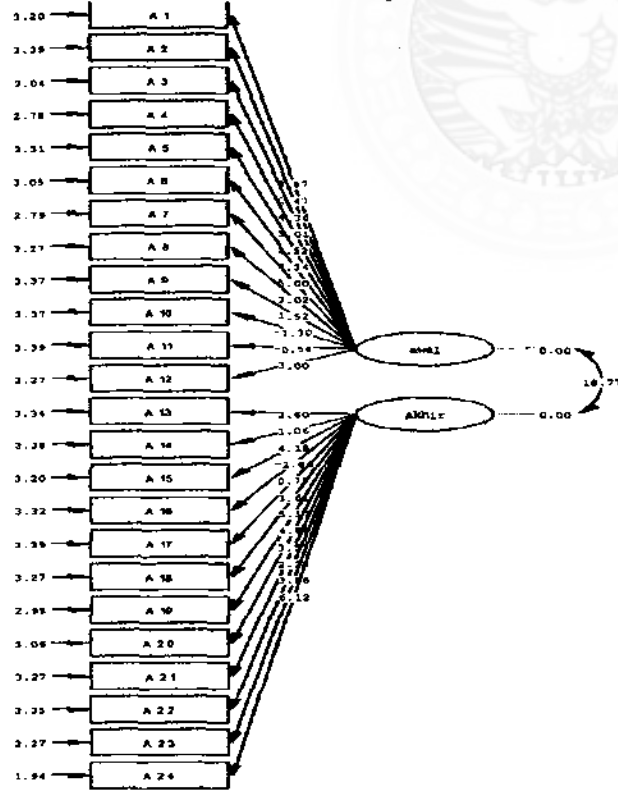
Chi-Square=331.57, df=169, P-value=0.00000, RMSEA=0.208

Nilai r analisis faktor konfirmatori pada item 24



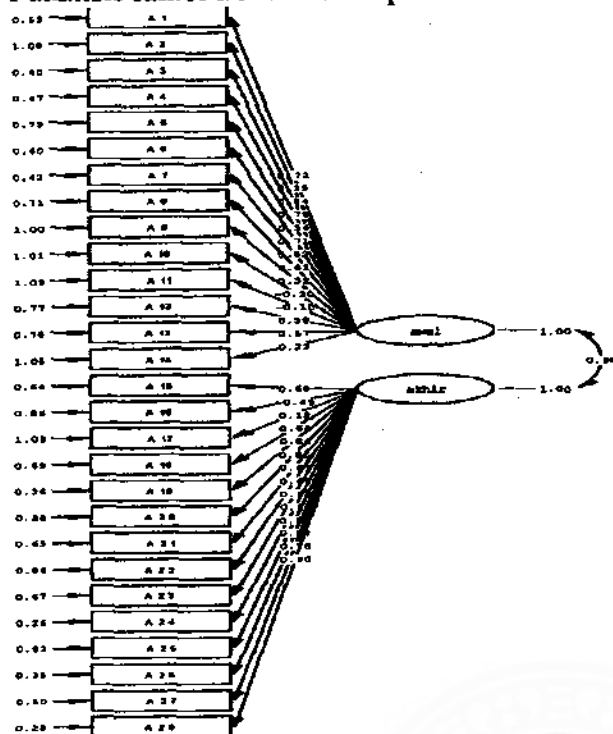
Chi-square=459.87, df=251, P-value=0.00000, RMSEA=0.190

Nilai t analisis faktor konfirmatori pada item 24



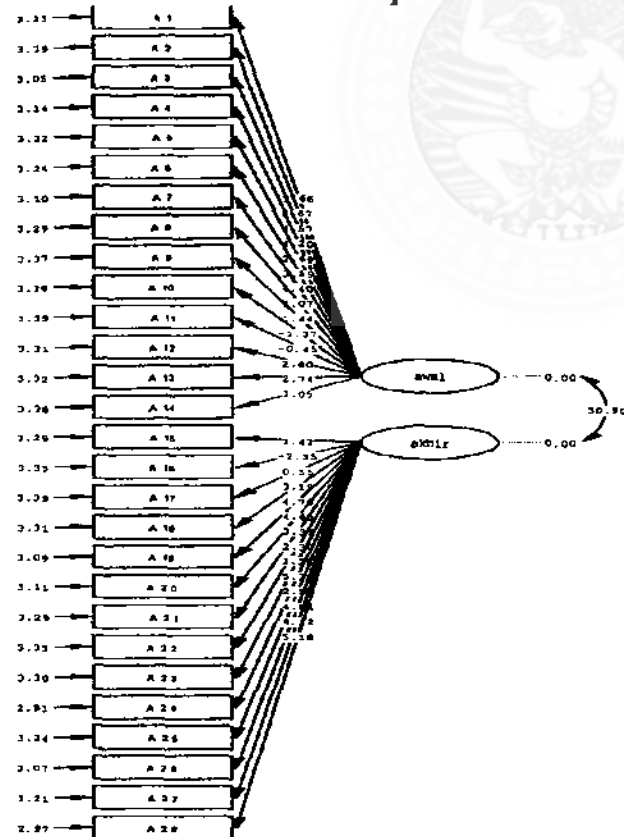
Chi-Square=459.87, df=251, P-value=0.00000, RMSEA=0.190

Nilai r analisis faktor konfirmatori pada item 28



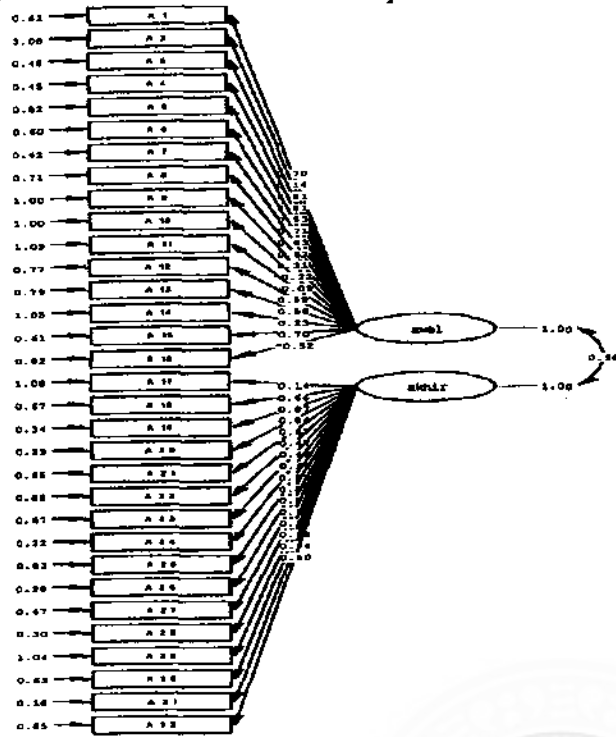
Chi-Square=426.75, df=349, P-value=0.00226, RMSEA=0.100

Nilai t analisis faktor konfirmatori pada item 28



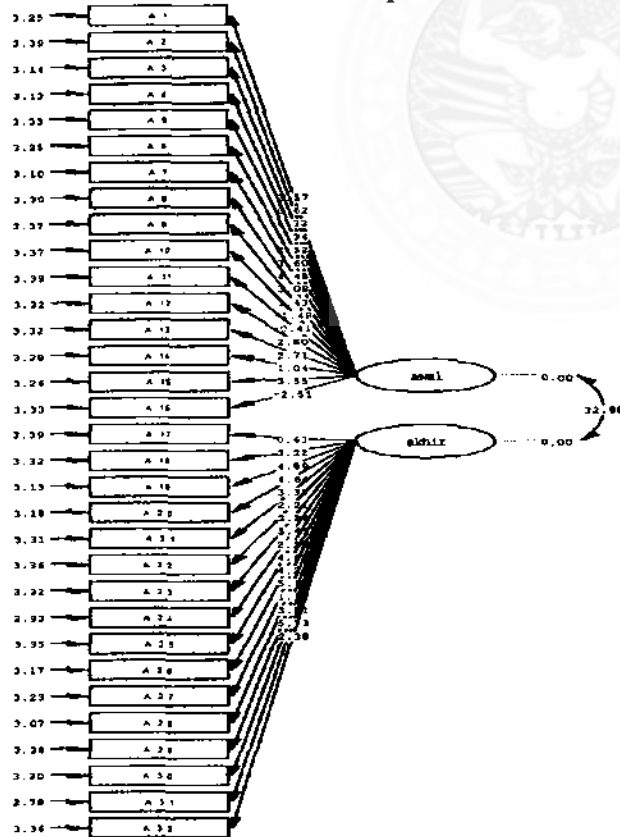
Chi-Square=426.75, df=349, P-value=0.00226, RMSEA=0.100

Nilai r analisis faktor konfirmatori pada item 32



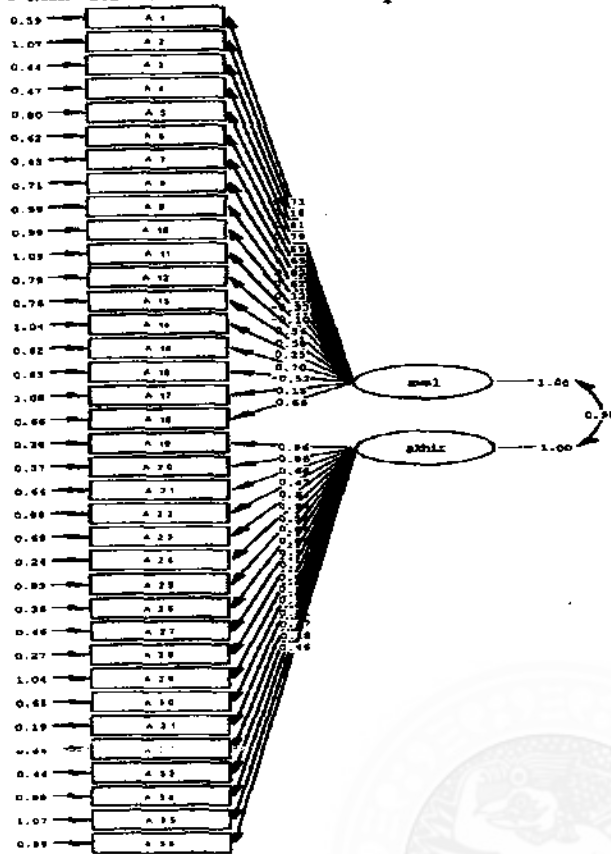
Chi-Square=563.90, df=463, P-value=0.00089, RMSEA=0.097

Nilai t analisis faktor konfirmatori pada item 32



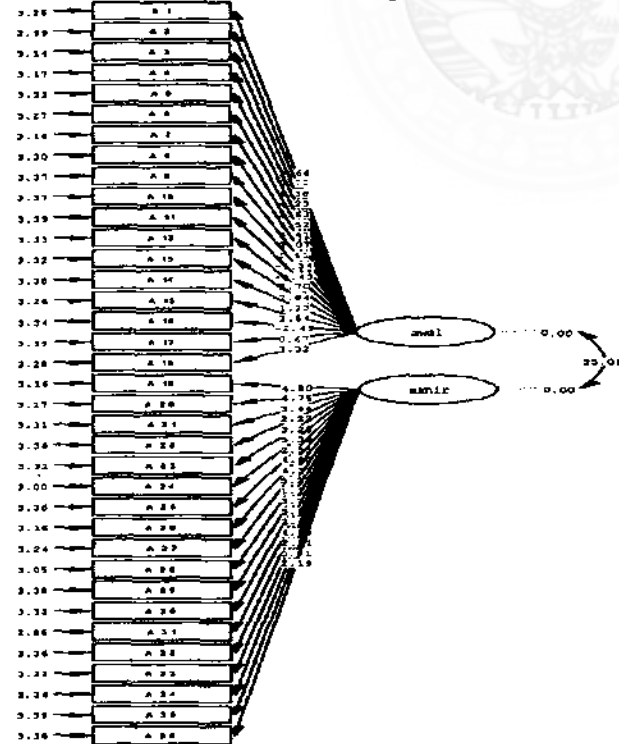
Chi-Square=563.90, df=463, P-value=0.00089, RMSEA=0.097

Nilai r analisis faktor konfirmatori pada item 36



Chi-Square=827.13, df=593, P-value=0.00000, RMSEA=0.131

Nilai t analisis faktor konfirmatori pada item 36

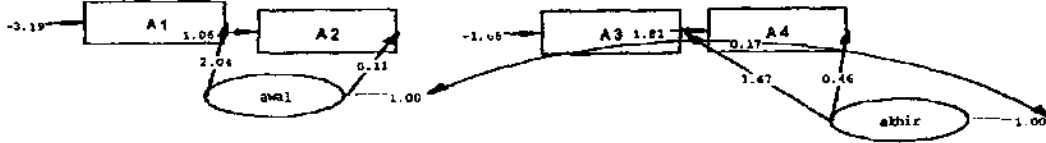


Chi-Square=827.13, df=593, P-value=0.00000, RMSEA=0.131

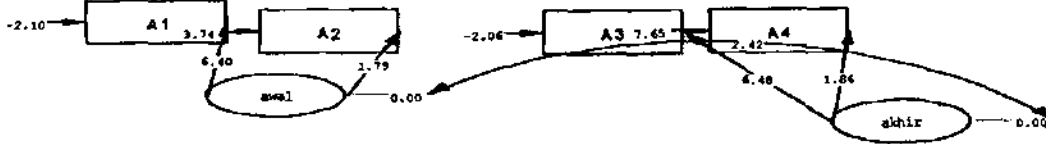
Lampiran 25

Kasus 26 awal akhir

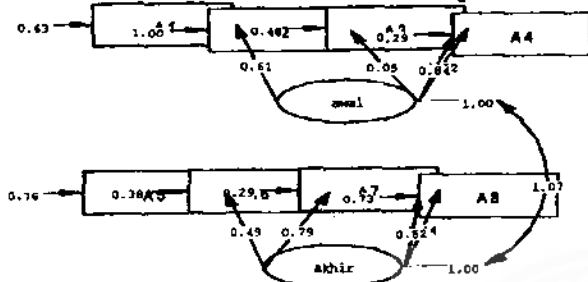
Nilai r analisis faktor konfirmatori pada item 4



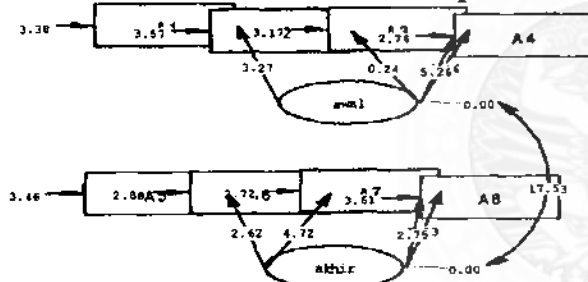
Nilai t analisis faktor konfirmatori pada item 4



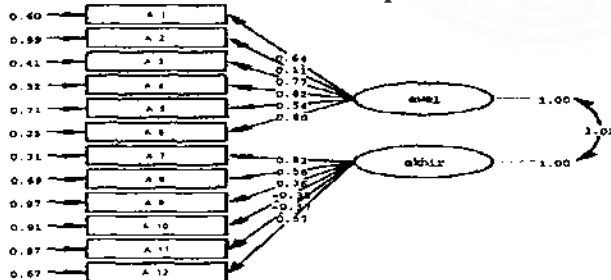
Nilai r analisis faktor konfirmatori pada item 8



Nilai t analisis faktor konfirmatori pada item 8

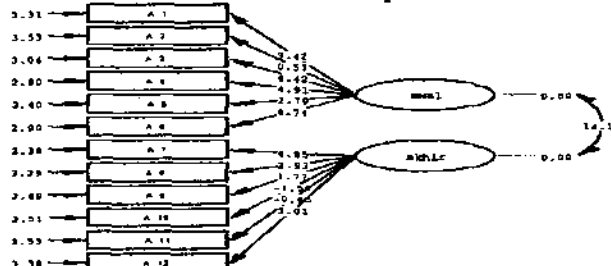


Nilai r analisis faktor konfirmatori pada item 12



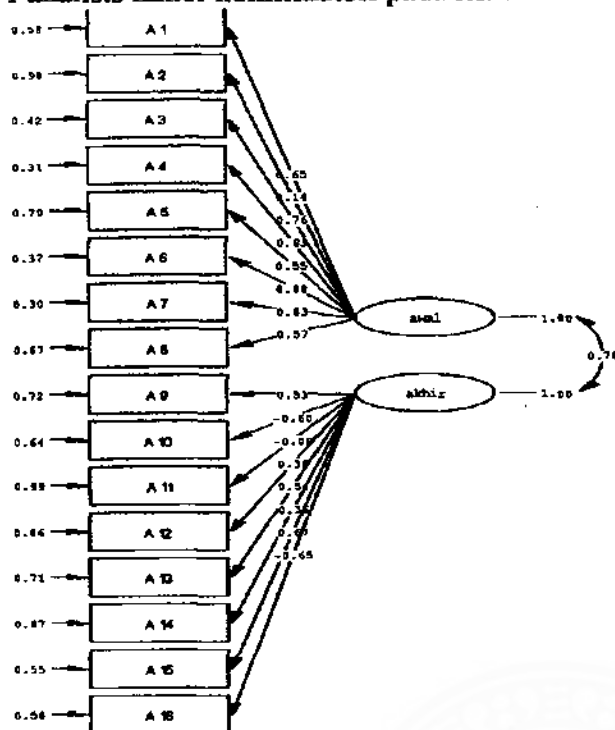
Chi-Square=114.43, df=53, P-value=0.00000, RMSEA=0.215

Nilai t analisis faktor konfirmatori pada item 12



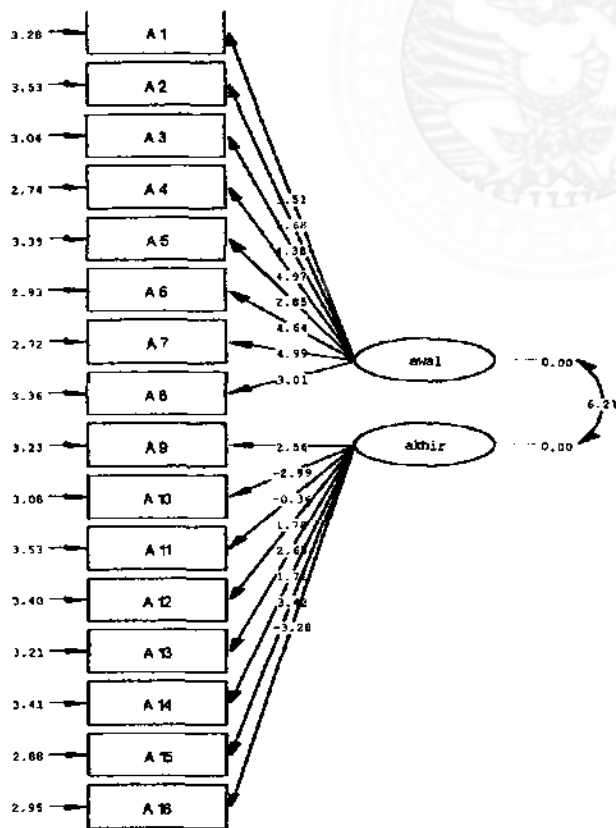
Chi-Square=114.43, df=53, P-value=0.00000, RMSEA=0.215

Nilai r analisis faktor konfirmatori pada item 16



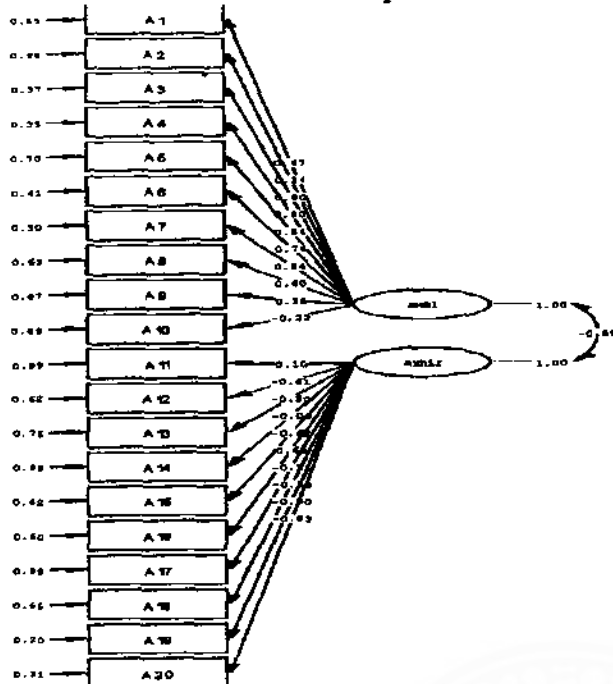
Chi-Square=198.36, df=103, P-value=0.00000, RMSEA=0.192

Nilai t analisis faktor konfirmatori pada item 16



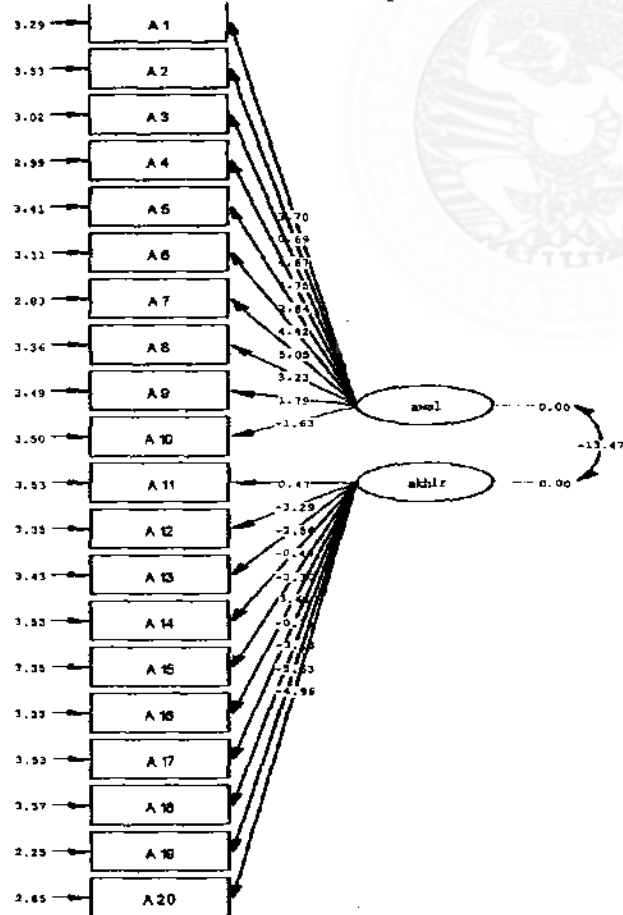
Chi-Square=198.36, df=103, P-value=0.00000, RMSEA=0.192

Nilai r analisis faktor konfirmatori pada item 20



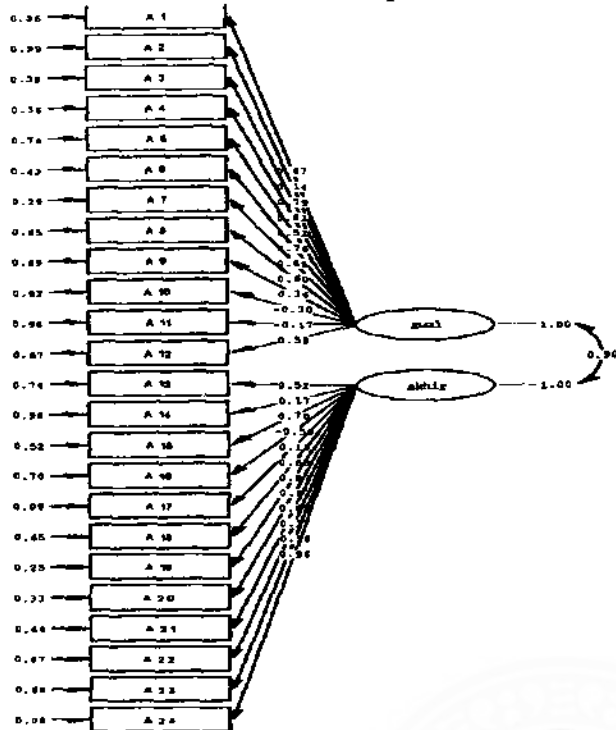
Chi-Square=327.39, df=169, P-value=0.00000, RMSEA=0.194

Nilai t analisis faktor konfirmatori pada item 20



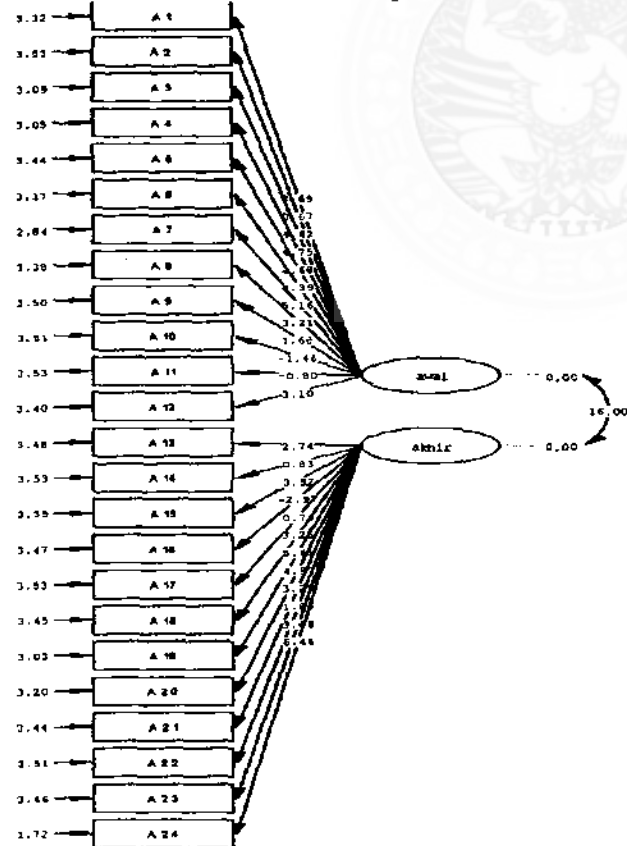
Chi-Square=327.39, df=169, P-value=0.00000, RMSEA=0.194

Nilai r analisis faktor konfirmatori pada item 24



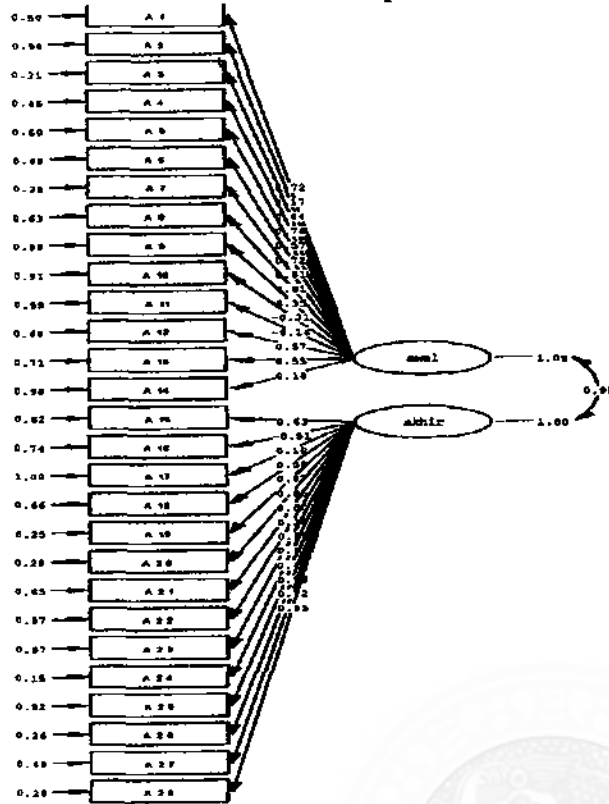
Chi-Square=431.03, df=251, P-value=0.00000, RMSEA=0.169

Nilai t analisis faktor konfirmatori pada item 24



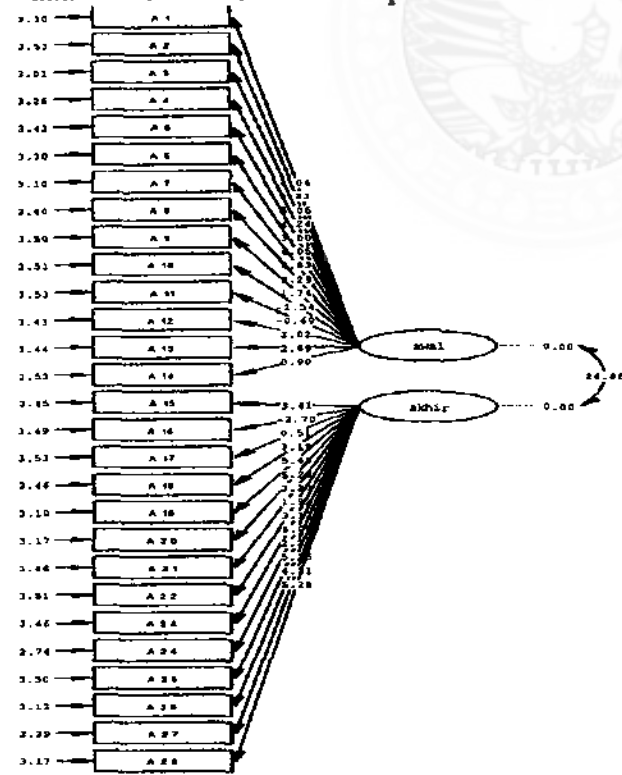
Chi-Square=431.03, df=251, P-value=0.00000, RMSEA=0.169

Nilai r analisis faktor konfirmatori pada item 28



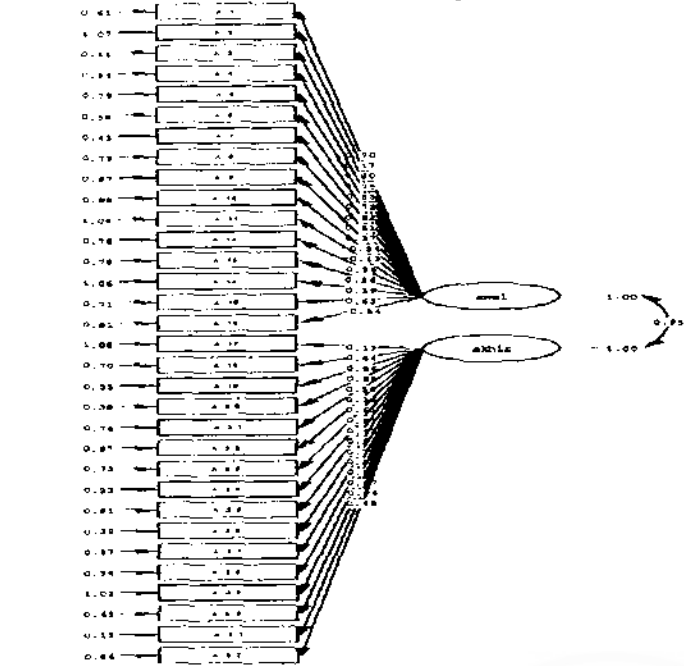
Chi-Square=581.53, df=349, P-value=0.00000, RMSEA=0.163

Nilai t analisis faktor konfirmatori pada item 28



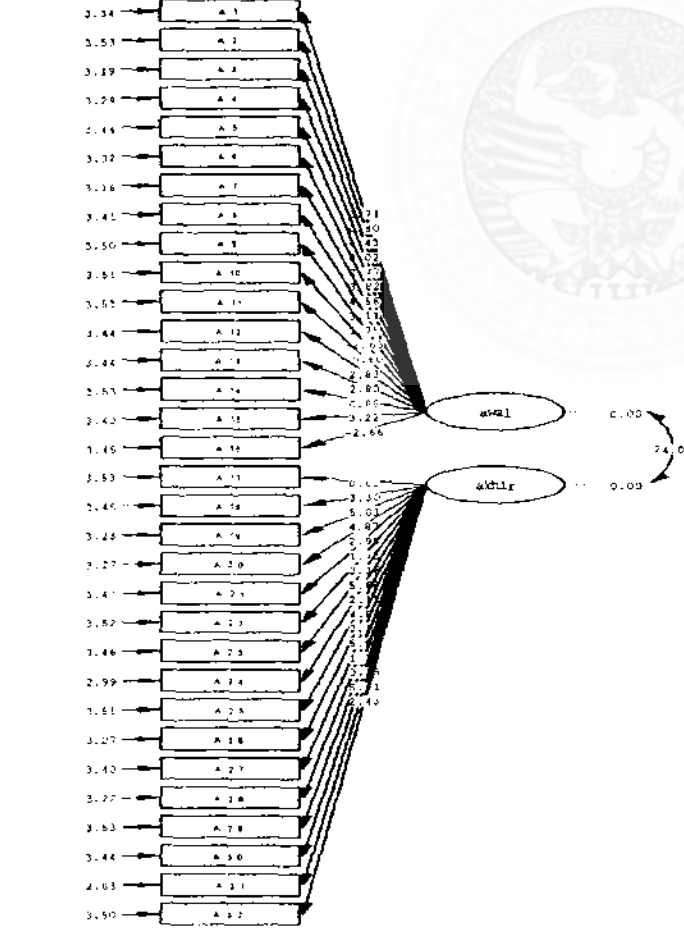
Chi-Square=581.53, df=349, P-value=0.00000, RMSEA=0.163

Nilai r analisis faktor konfirmatori pada item 32



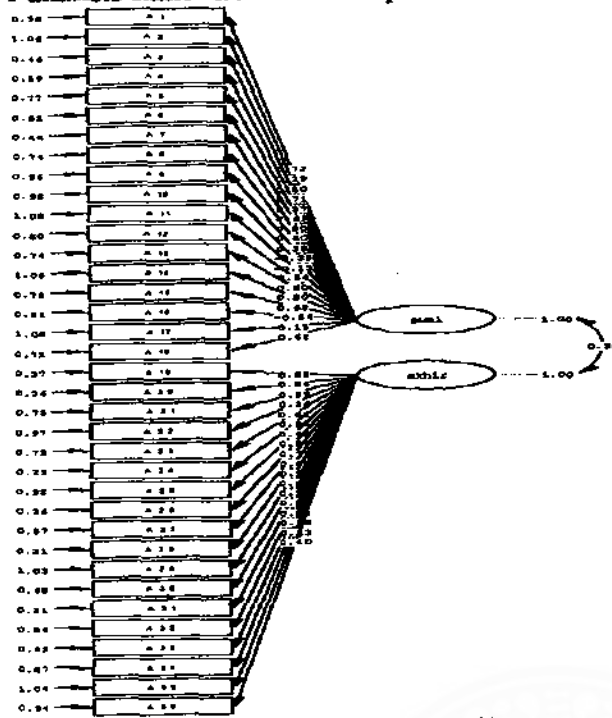
Chi-Square=563.60, df=463, P-value=0.00092, RMSEA=0.093

Nilai t analisis faktor konfirmatori pada item 32



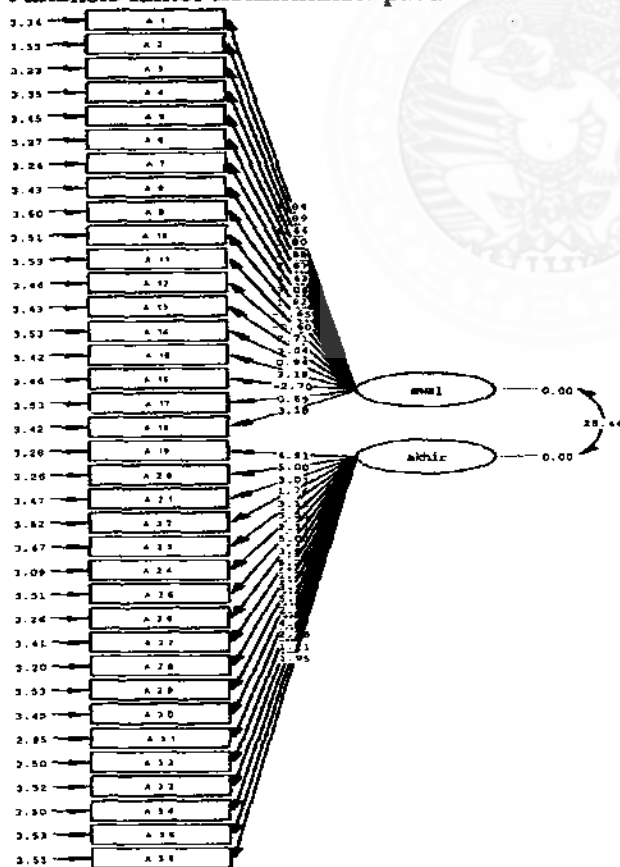
Chi-Square=563.60, df=463, P-value=0.00092, RMSEA=0.093

Nilai r analisis faktor konfirmatori pada item 36



Chi-square=619.20, df=593, P-value=0.00000, RMSEA=0.124

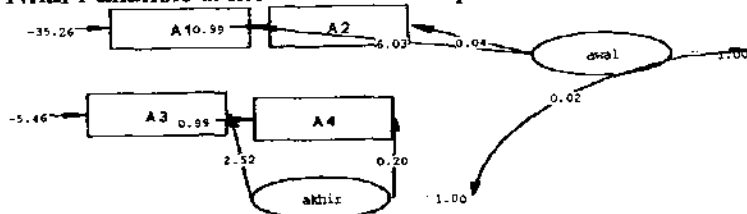
Nilai t analisis faktor konfirmatori pada item 36



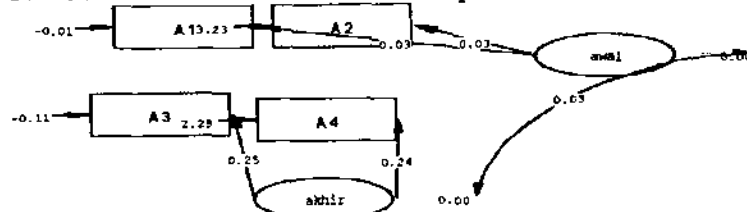
Chi-Square=619.20, df=593, P-value=0.00000, RMSEA=0.124

Kasus 28 awal akhir

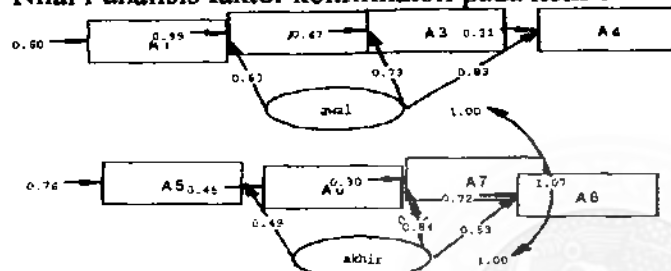
Nilai r analisis faktor konfirmatori pada item 4



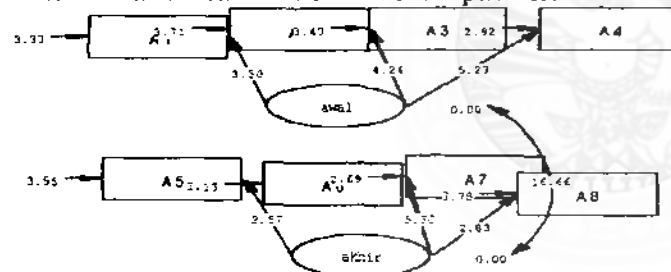
Nilai t analisis faktor konfirmatori pada item 4



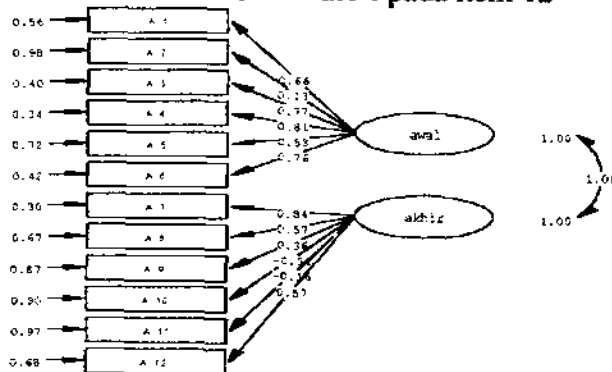
Nilai r analisis faktor konfirmatori pada item 8



Nilai t analisis faktor konfirmatori pada item 8

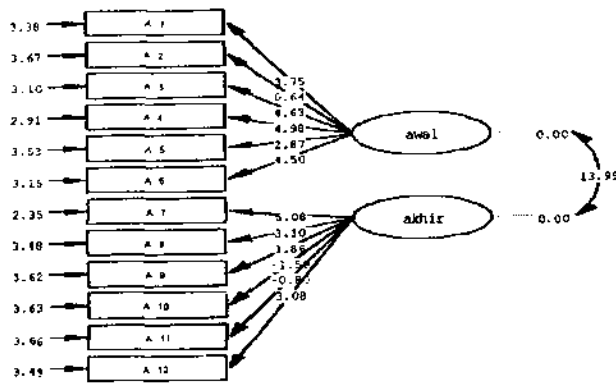


Nilai r analisis faktor konfirmatori pada item 12



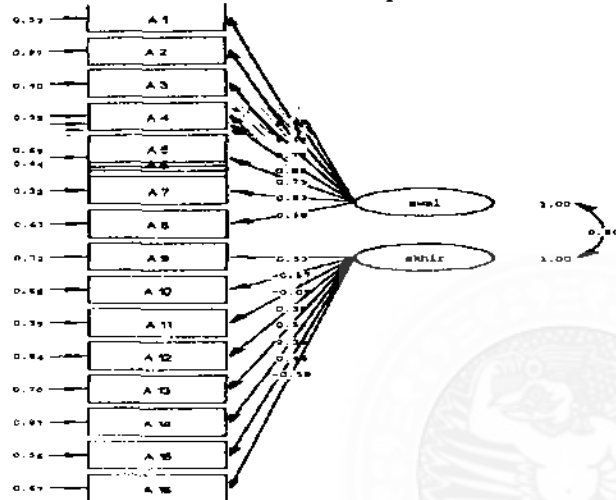
Chi-Square=119.75, df=53, F-value=0.00000, RMSEA=0.216

Nilai t analisis faktor konfirmatori pada item 12



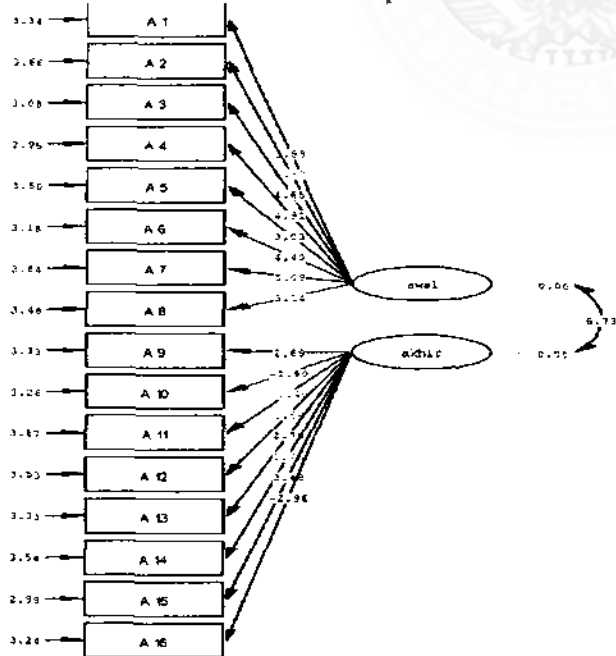
Chi-Square=119.75, df=53, P-value=0.00000, RMSEA=0.216

Nilai r analisis faktor konfirmatori pada item 16



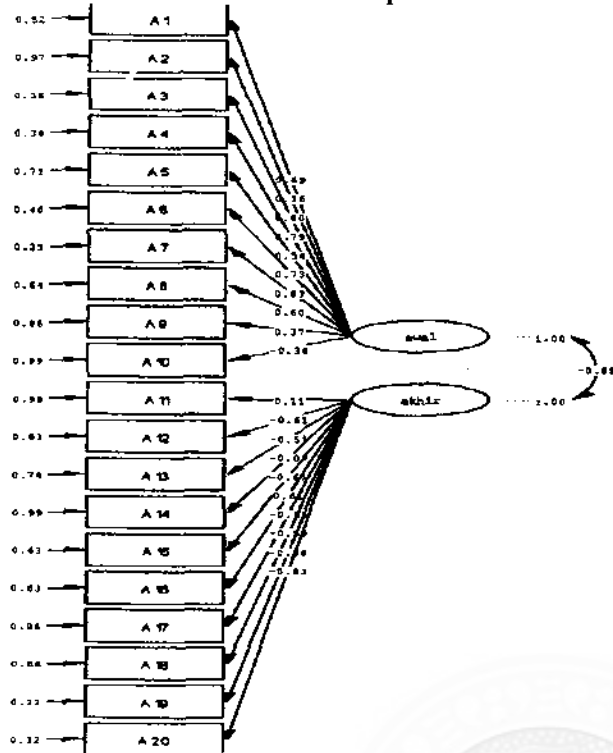
Chi-Square=201.23, df=100, P-value=0.00000, RMSEA=0.188

Nilai t analisis faktor konfirmatori pada item 16



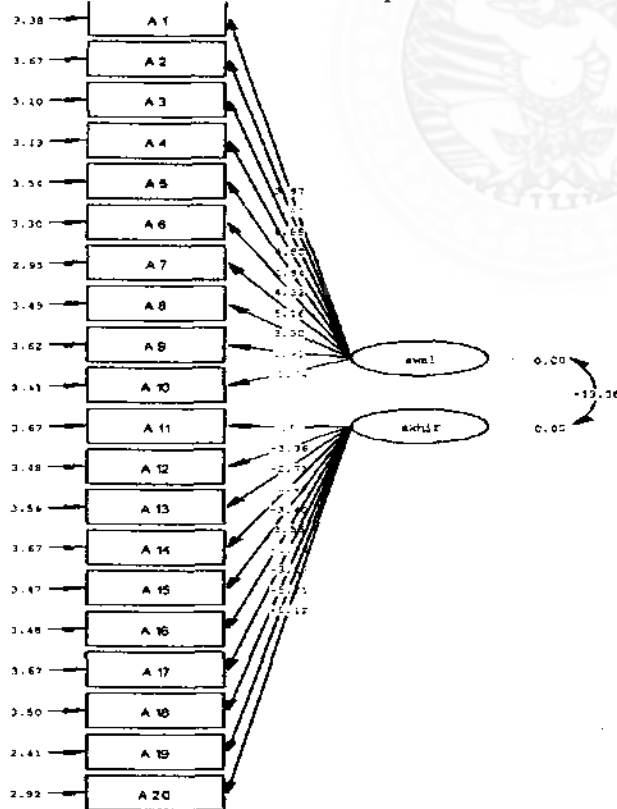
Chi-Square=201.23, df=100, P-value=0.00000, RMSEA=0.186

Nilai r analisis faktor konfirmatori pada item 20



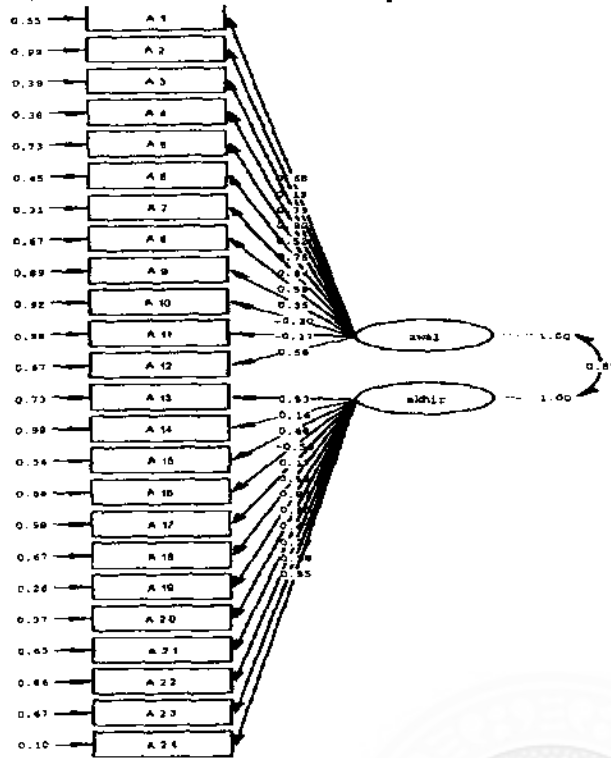
Chi-Square=326.74, df=169, P-value=0.00000, RMSEA=0.186

Nilai t analisis faktor konfirmatori pada item 20



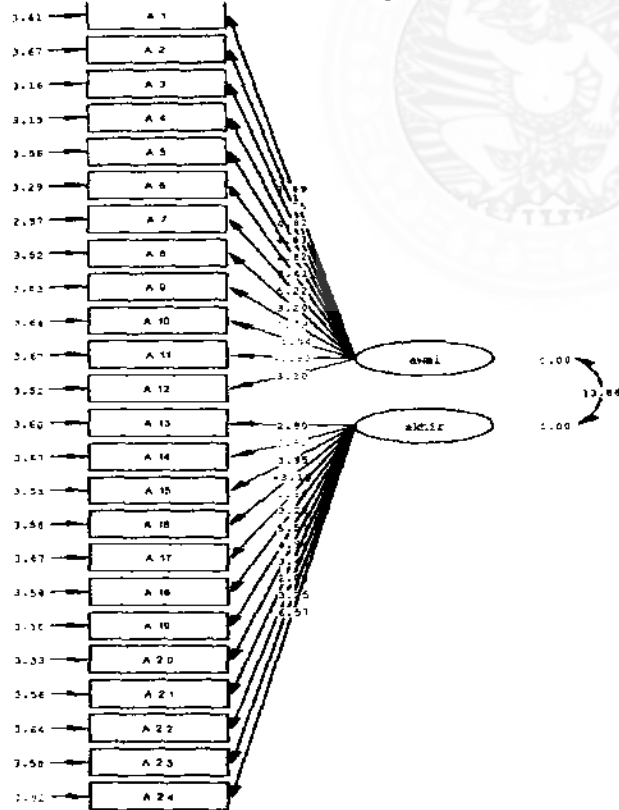
Chi-Square=326.74, df=169, P-value=0.00000, RMSEA=0.186

Nilai r analisis faktor konfirmatori pada item 24



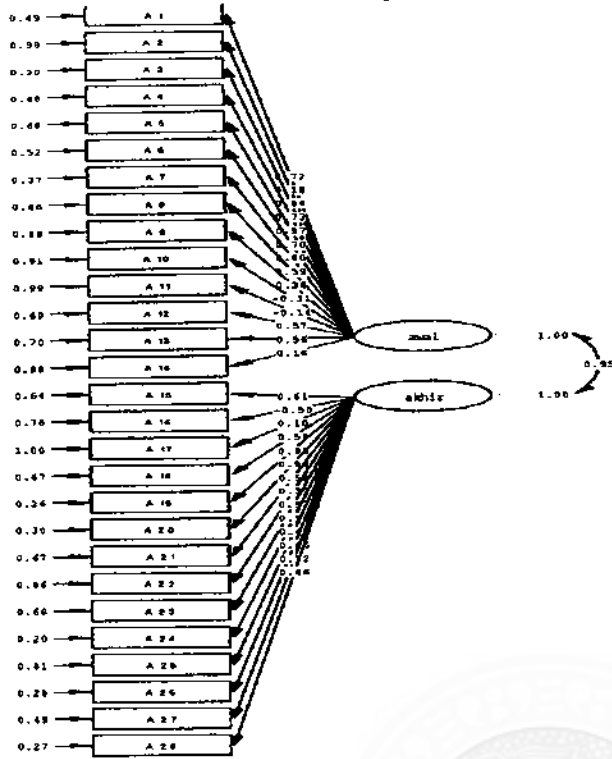
Chi-Square=431.96, df=251, P-value=0.00000, RMSEA=0.163

Nilai t analisis faktor konfirmatori pada item 24



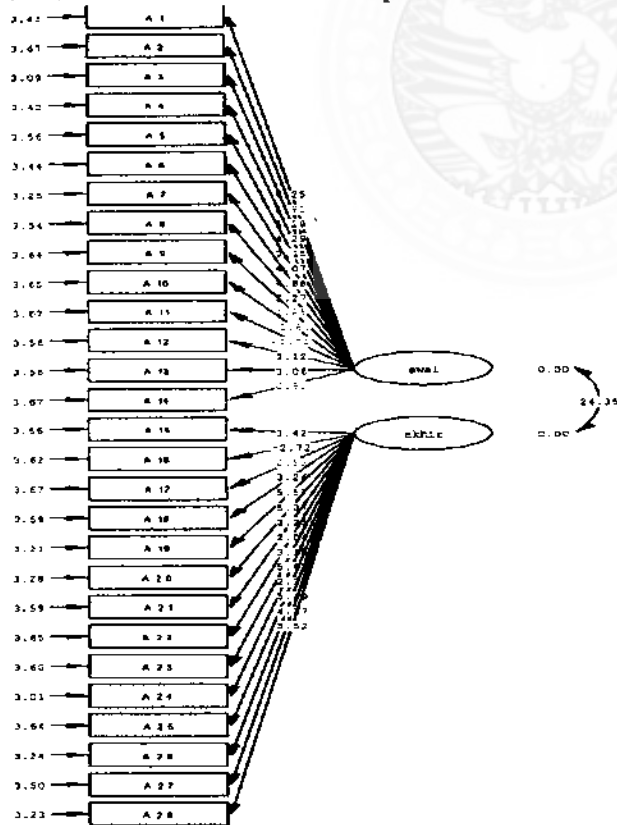
Chi-Square=431.96, df=251, P-value=0.00000, RMSEA=0.163

Nilai r analisis faktor konfirmatori pada item 28



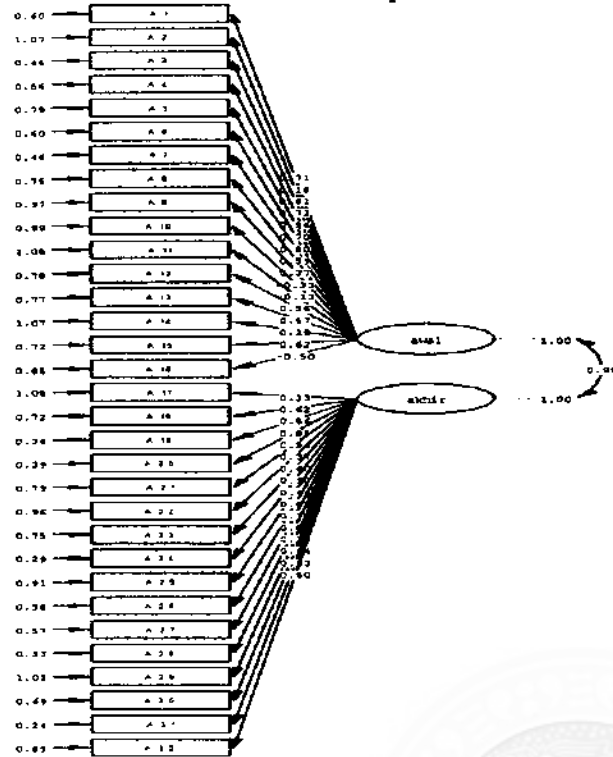
Chi-Square=586.41, df=349, P-value=0.00000, RMSEA=0.159

Nilai t analisis faktor konfirmatori pada item 28



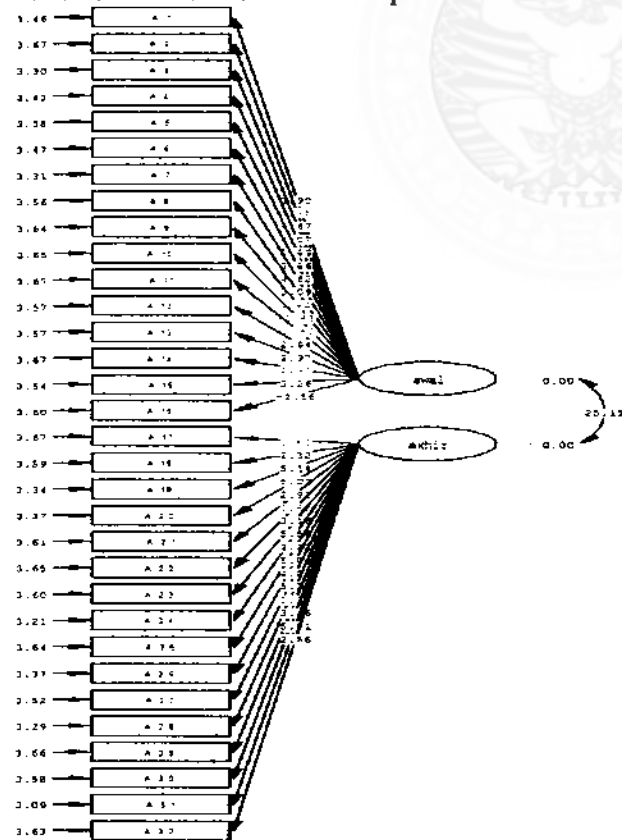
Chi-Square=586.41, df=349, P-value=0.00000, RMSEA=0.159

Nilai r analisis faktor konfirmatori pada item 32



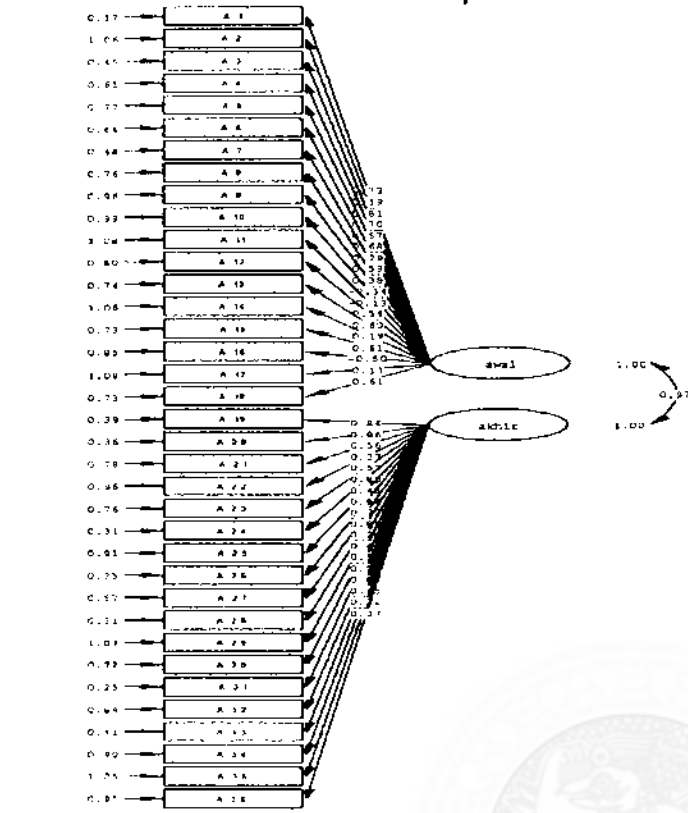
Chi-Square=569.28, df=463, P-value=0.00052, RMSEA=0.092

Nilai t analisis faktor konfirmatori pada item 32

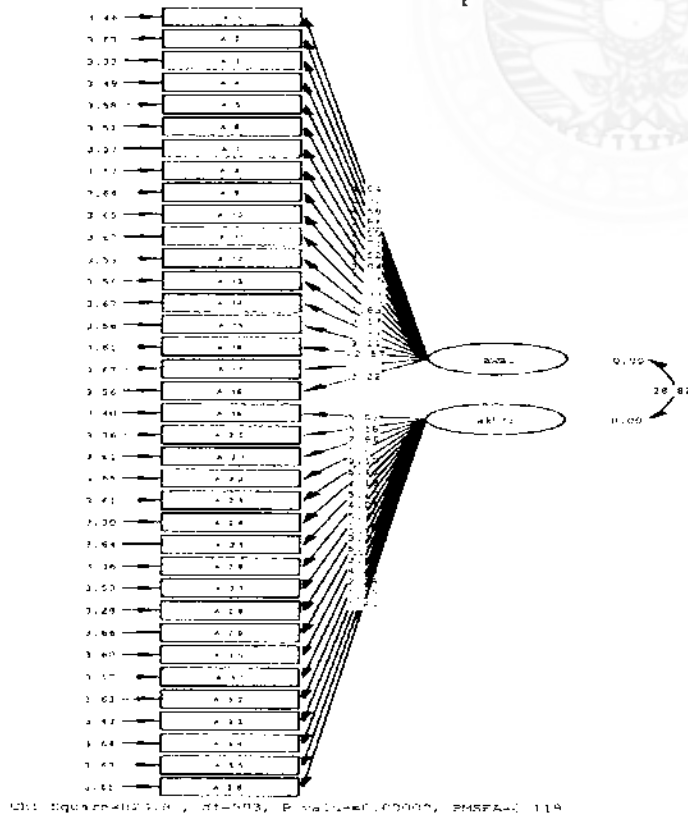


Chi-Square=569.28, df=463, P-value=0.00052, RMSEA=0.092

Nilai r analisis faktor konfirmatori pada item 36



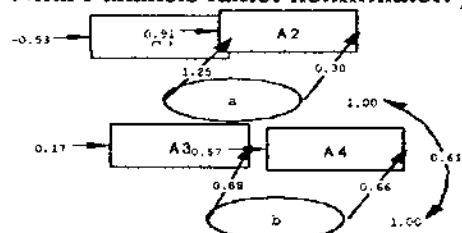
Nilai t analisis faktor konfirmatori pada item 36



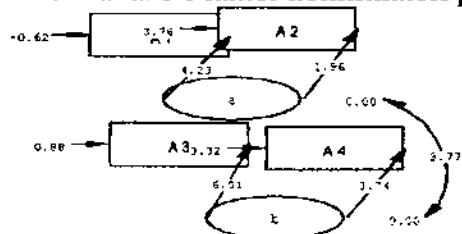
Lampiran 27

Kasus 30 awal akhir

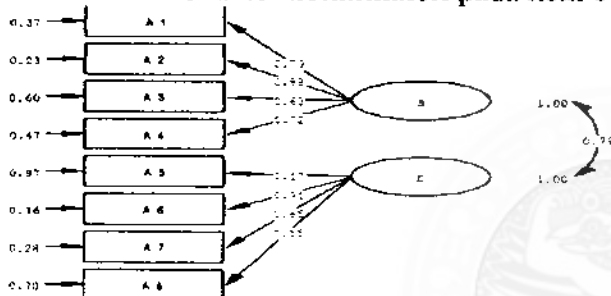
Nilai r analisis faktor konfirmatori pada item 4



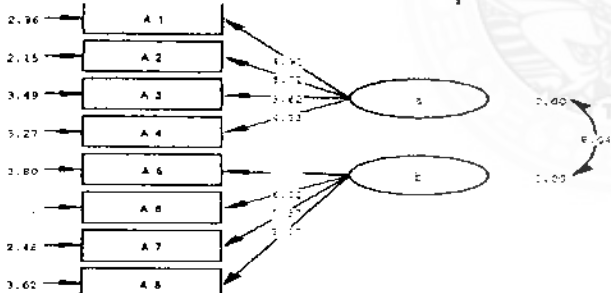
Nilai t analisis faktor konfirmatori pada item 4



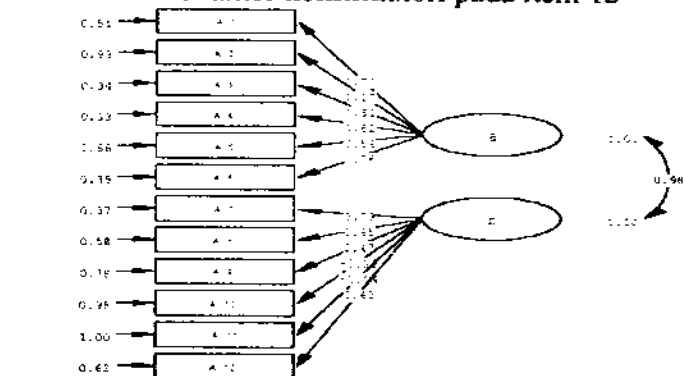
Nilai r analisis faktor konfirmatori pada item 8



Nilai t analisis faktor konfirmatori pada item 8

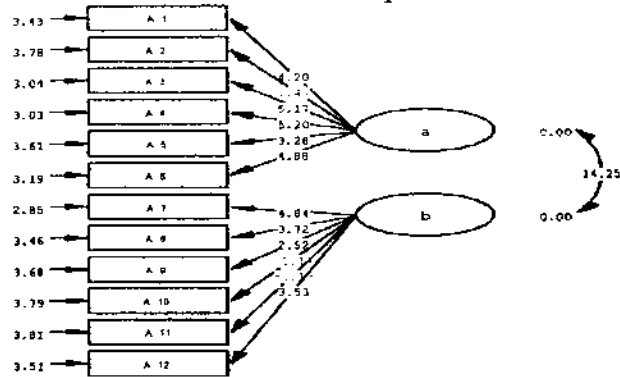


Nilai r analisis faktor konfirmatori pada item 12



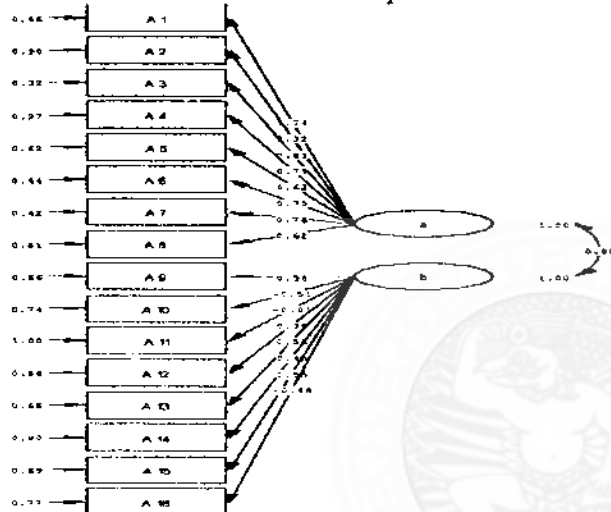
Chi-Square=118.13, df=73, P-value=0.00000, RMSEA=0.066

Nilai t analisis faktor konfirmatori pada item 12



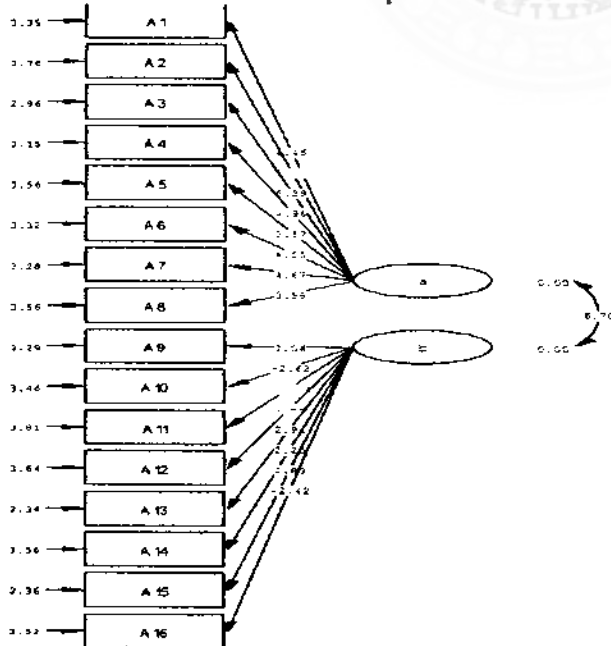
Chi-Square=118.23, df=53, P-value=0.00000, RMSEA=0.206

Nilai r analisis faktor konfirmatori pada item 16



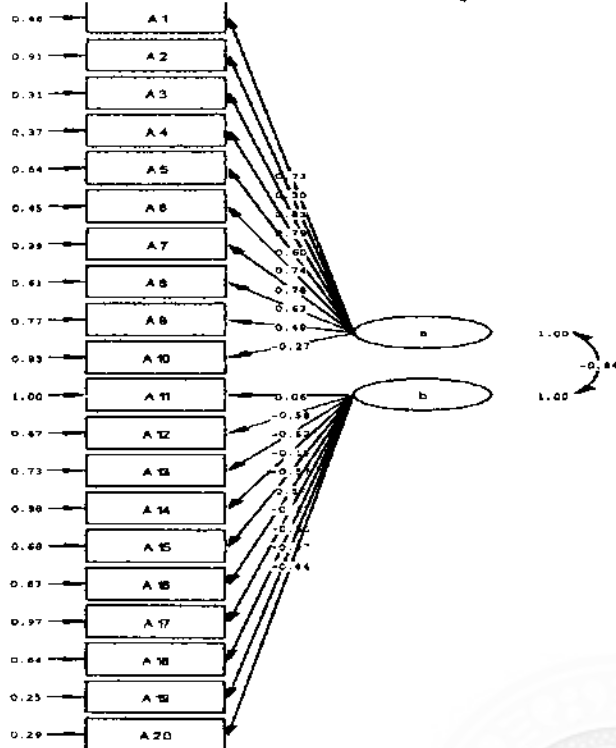
Chi-Square=196.94, df=103, P-value=0.00000, RMSEA=0.177

Nilai t analisis faktor konfirmatori pada item 16

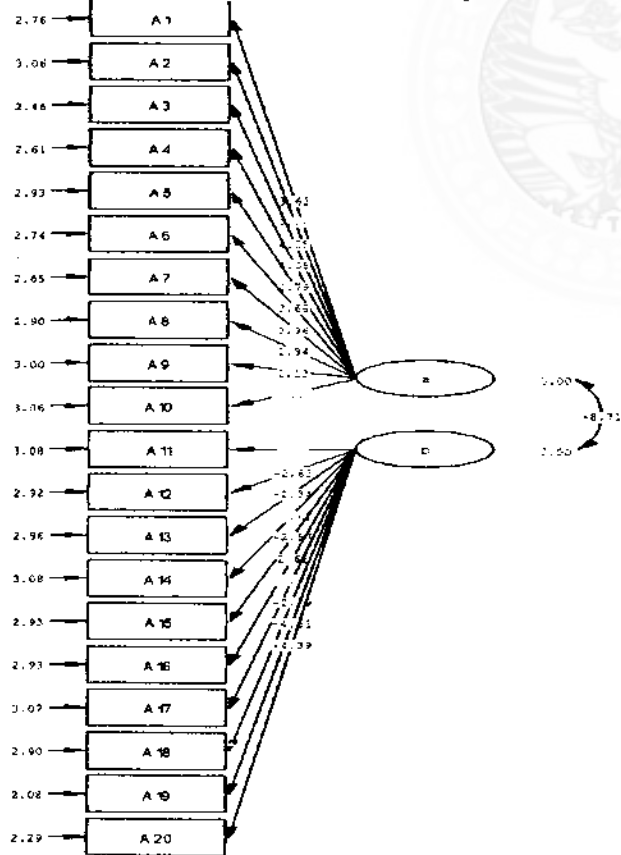


Chi-Square=196.94, df=103, P-value=0.00000, RMSEA=0.177

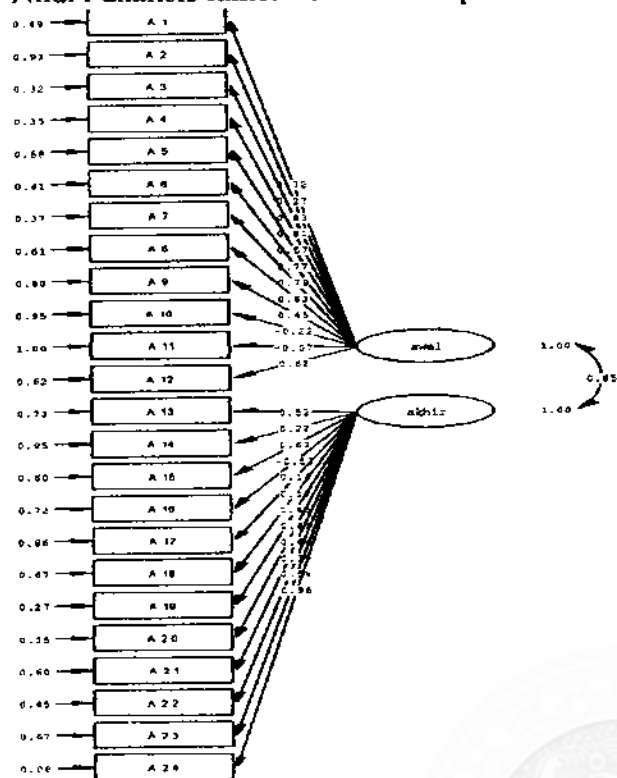
Nilai r analisis faktor konfirmatori pada item 20



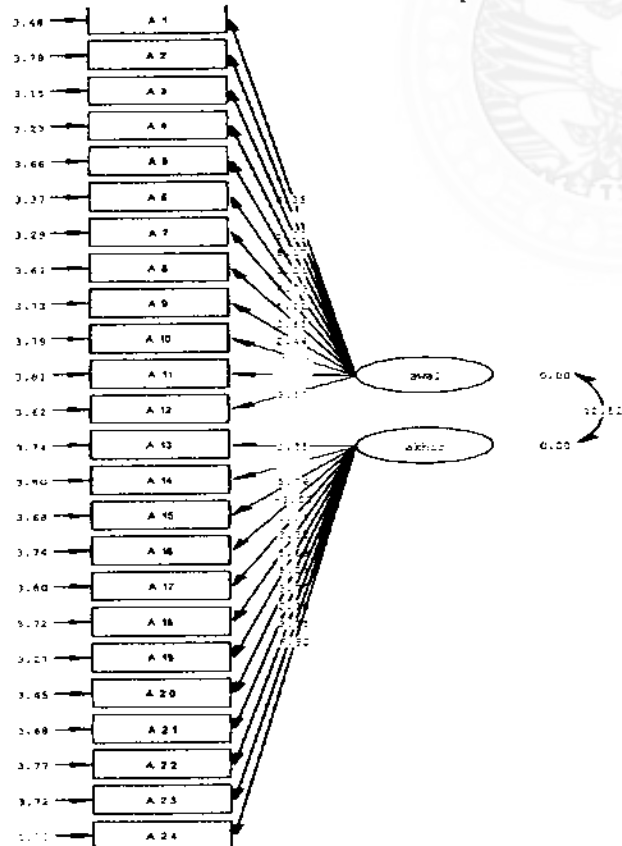
Nilai t analisis faktor konfirmatori pada item 20



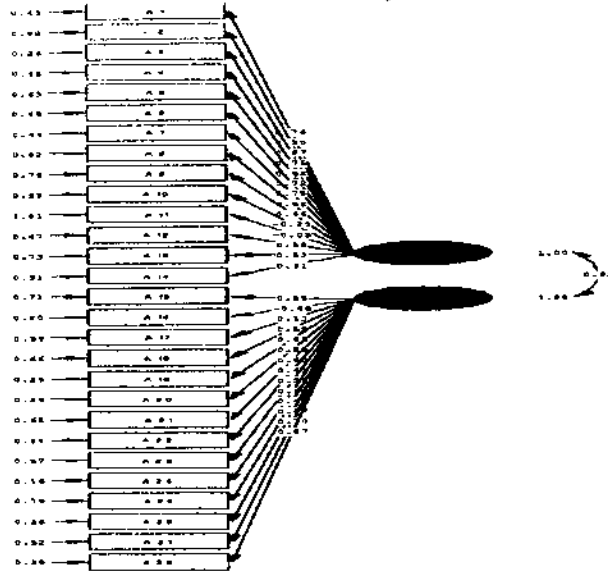
Nilai r analisis faktor konfirmatori pada item 24



Nilai t analisis faktor konfirmatori pada item 24

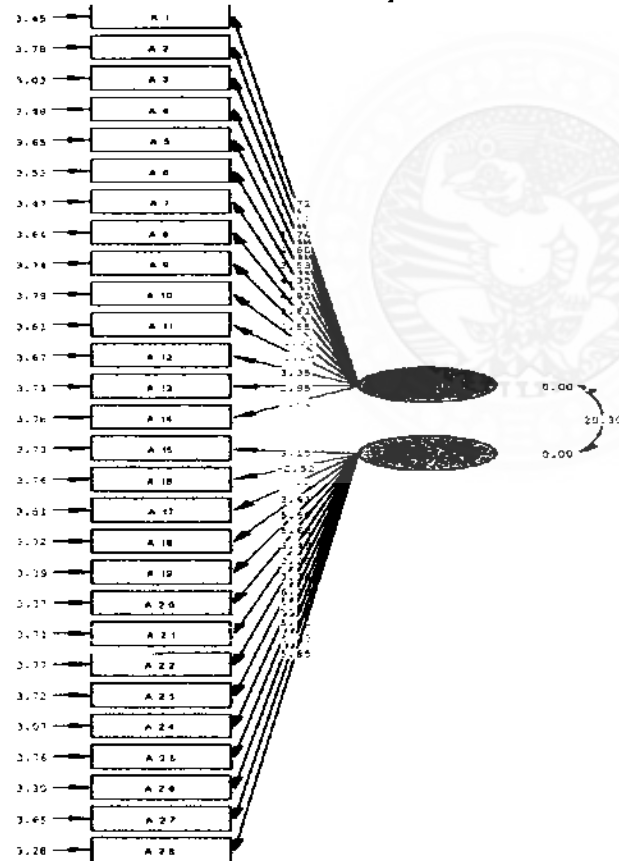


***Nilai r analisis faktor konfirmatori pada item 28**



Chi-Square=595.02, df=349, P-value=0.00000, RMSEA=0.136

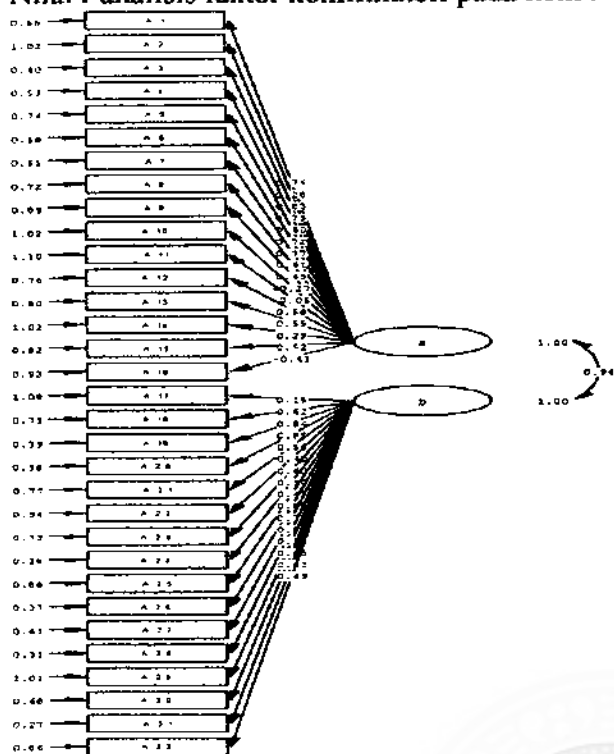
Nilai t analisis faktor konfirmatori pada item 28



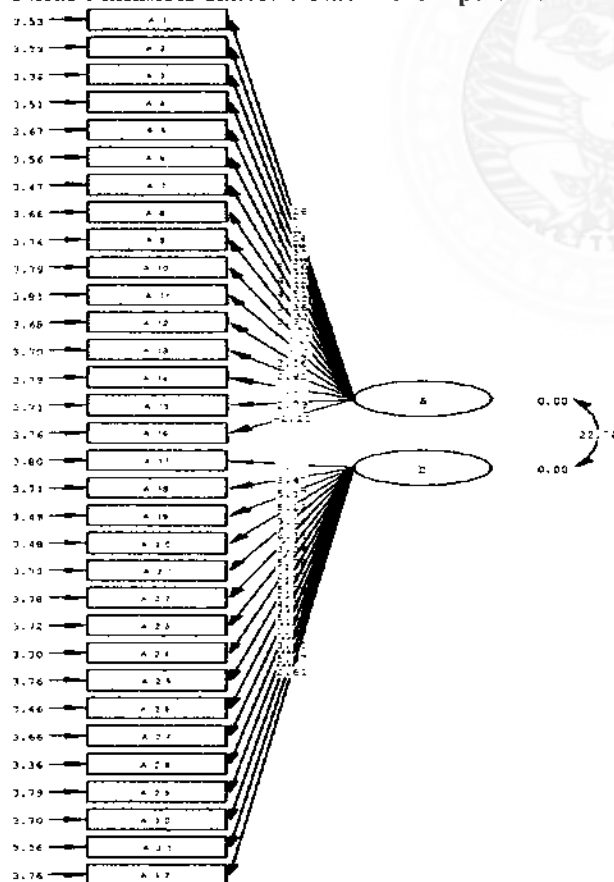
Chi-Square=595.02, df=349, P-value=0.00000, RMSEA=0.136

]

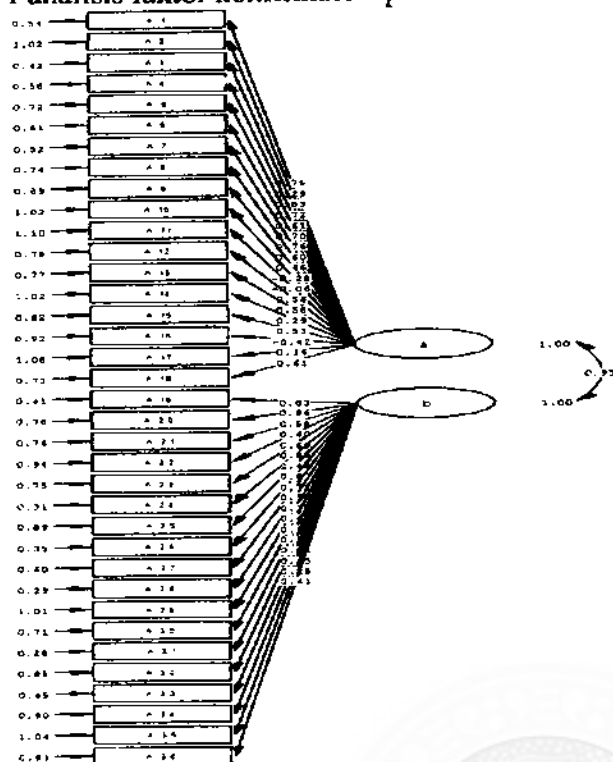
Nilai r analisis faktor konfirmatori pada item 32



Nilai t analisis faktor konfirmatori pada item 32

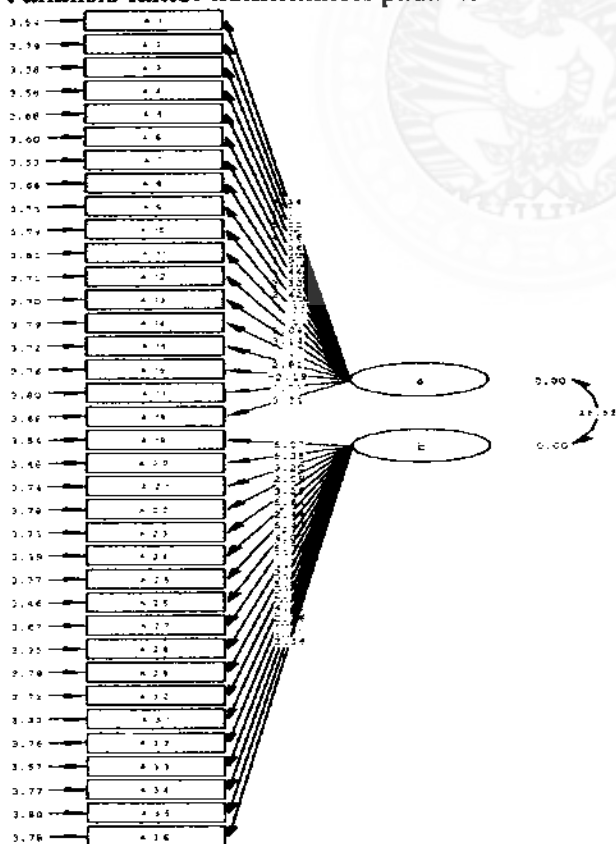


Nilai r analisis faktor konfirmatori pada item 36



Chi-Square=935.49, df=592, P-value=0.00000, RMSEA=0.119

Nilai t analisis faktor konfirmatori pada item 36

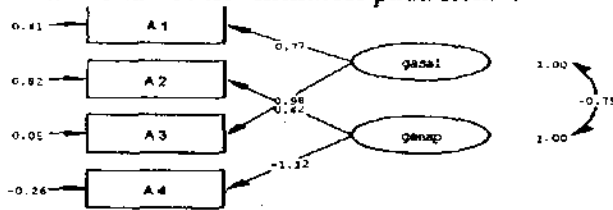


Chi-Square=835.46, df=592, P-value=0.00000, RMSEA=0.119

Lampiran 28

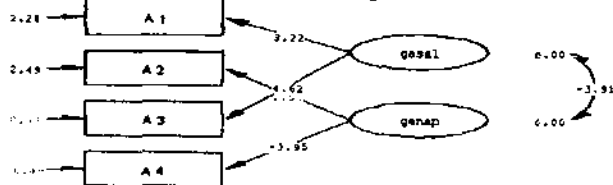
Kasus 14 gasal genap

Nilai r analisis faktor konfirmatori pada item 4



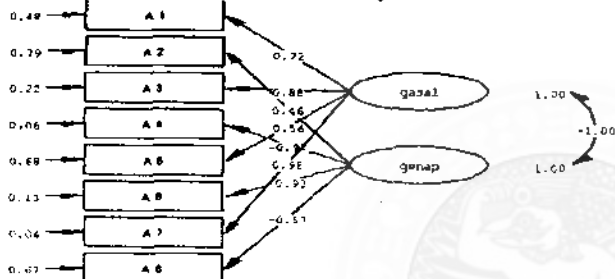
Chi-Square=0.01, df=1, P-value=0.91715, RMSEA=0.000

Nilai t analisis faktor konfirmatori pada item 4



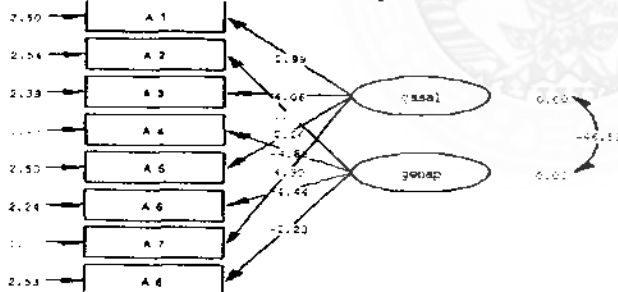
Chi-Square=0.01, df=1, P-value=0.91715, RMSEA=0.000

Nilai r analisis faktor konfirmatori pada item 8



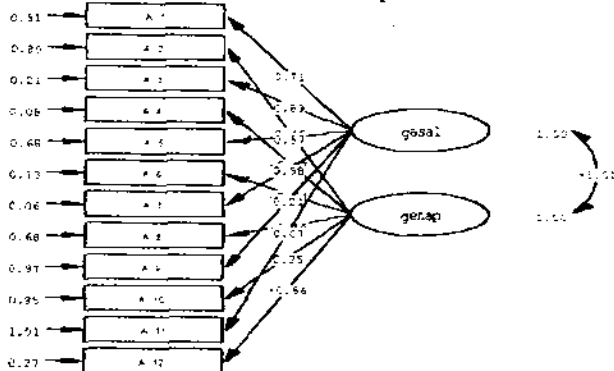
Chi-Square=17.61, df=19, P-value=0.54871, RMSEA=0.000

Nilai t analisis faktor konfirmatori pada item 8



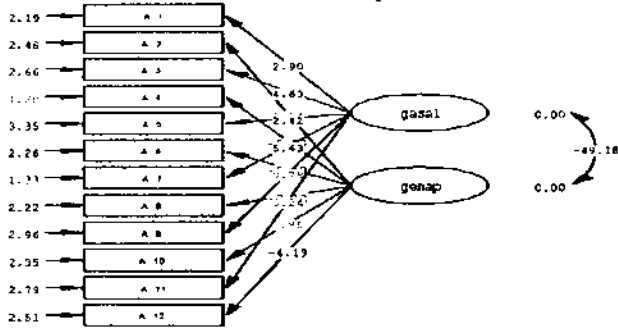
Chi-Square=17.61, df=19, P-value=0.54872, RMSEA=0.000

Nilai r analisis faktor konfirmatori pada item 12



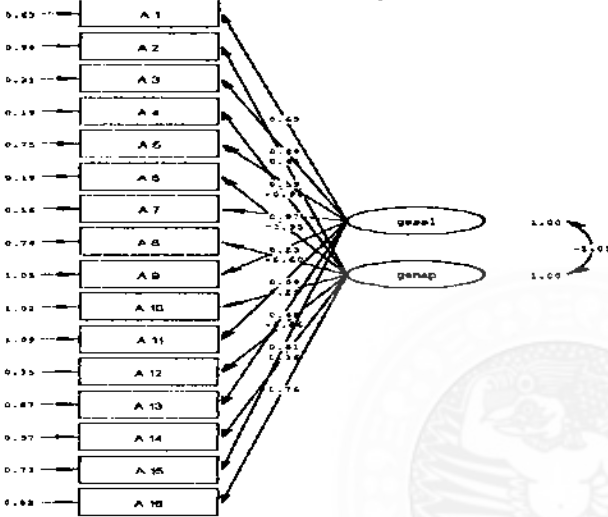
Chi-Square=75.65, df=51, P-value=0.02141, RMSEA=0.182

Nilai t analisis faktor konfirmatori pada item 12



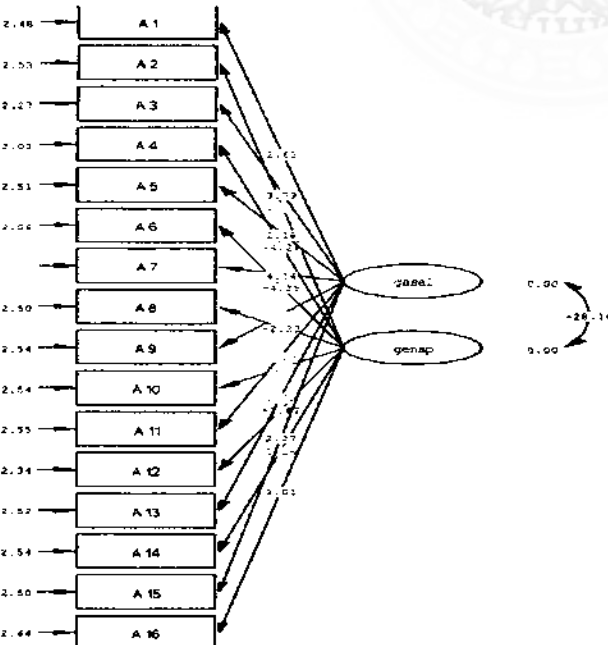
Chi-Square=75.85, df=53, P-value=0.02141, RMSEA=0.182

Nilai r analisis faktor konfirmatori pada item 16



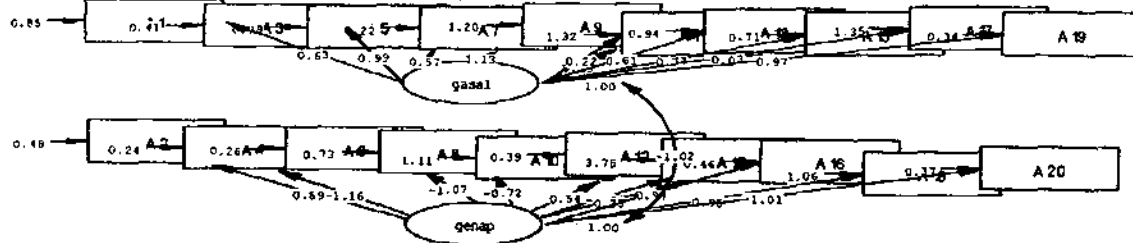
Chi-Square=94.02, df=103, P-value=0.72500, RMSEA=0.000

Nilai t analisis faktor konfirmatori pada item 16

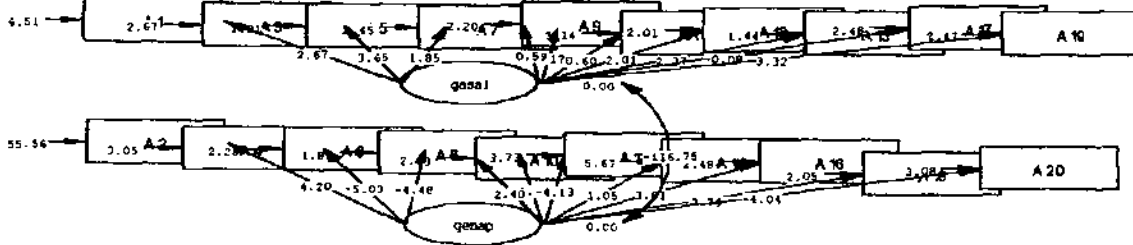


Chi-Square=94.02, df=103, P-value=0.72500, RMSEA=0.000

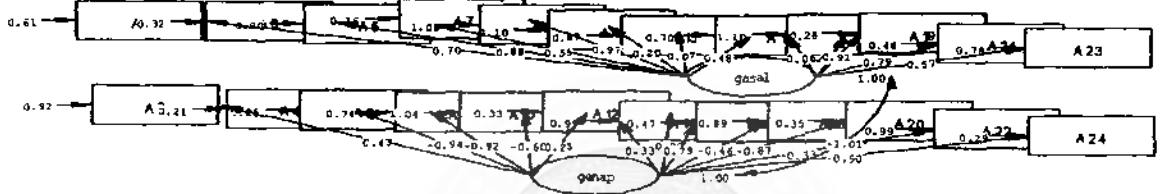
Nilai r analisis faktor konfirmatori pada item 20



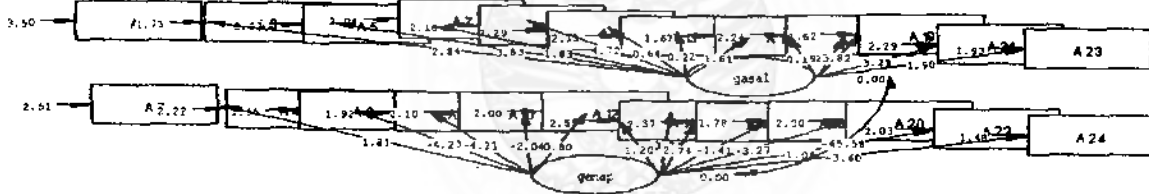
Nilai t analisis faktor konfirmatori pada item 20



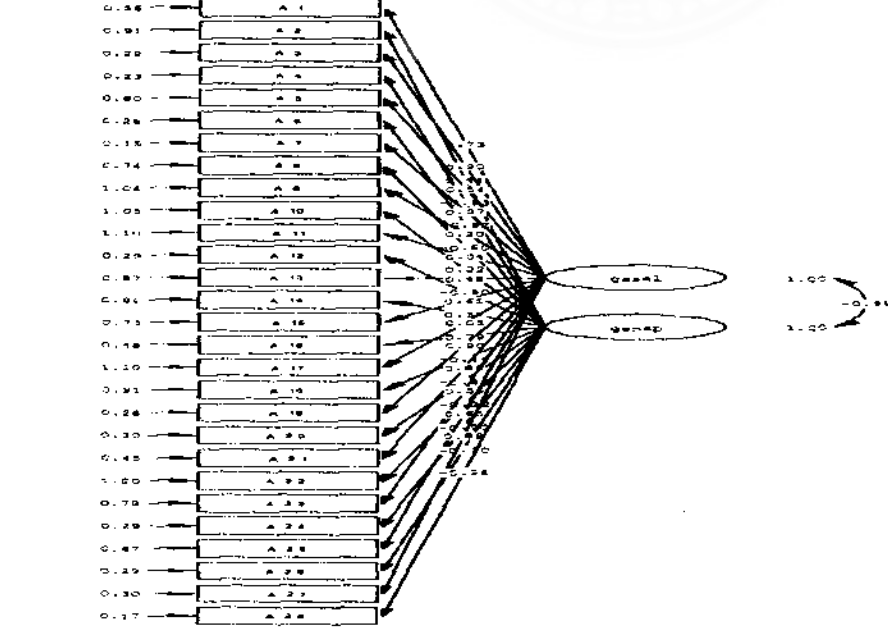
Nilai r analisis faktor konfirmatori pada item 24



Nilai t analisis faktor konfirmatori pada item 24

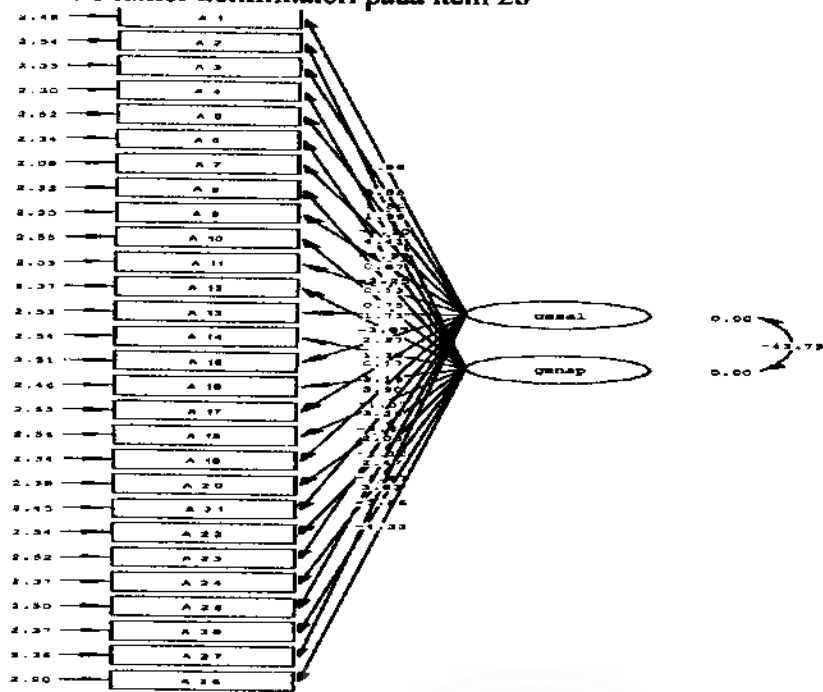


Nilai r analisis faktor konfirmatori pada item 28



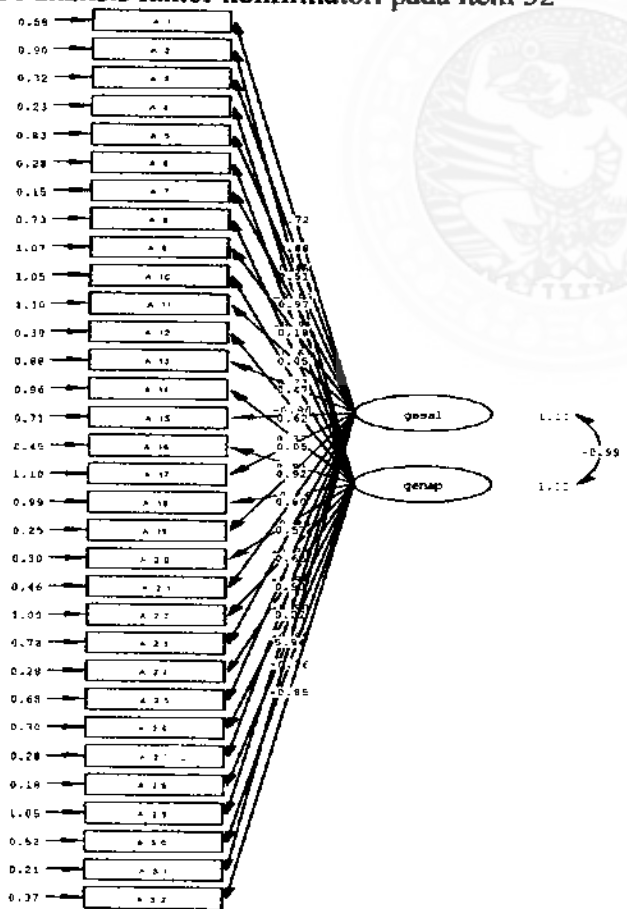
Chi-Square=345.84, df=349, P-value=0.84235, RMSEA=0.000

Nilai t analisis faktor konfirmatori pada item 28



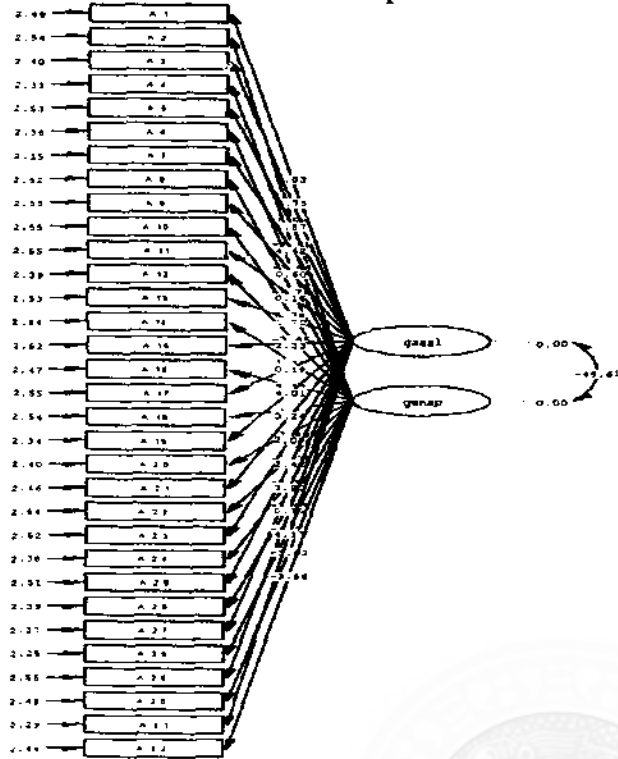
Chi-Square=343.54, df=349, P-value=0.54225, RMSEA=0.000

Nilai r analisis faktor konfirmatori pada item 32



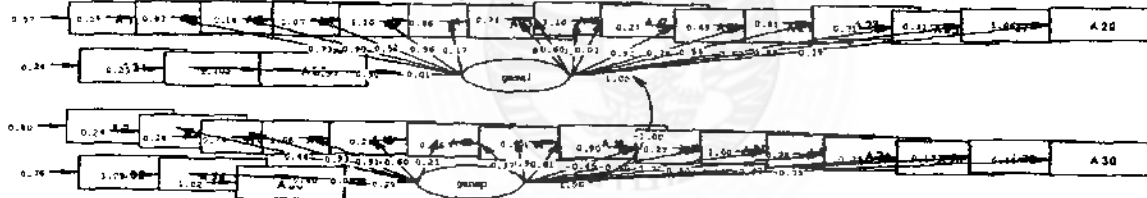
Chi-Square=505.29, df=463, P-value=0.08515, RMSEA=0.084

Nilai t analisis faktor konfirmatori pada item 32

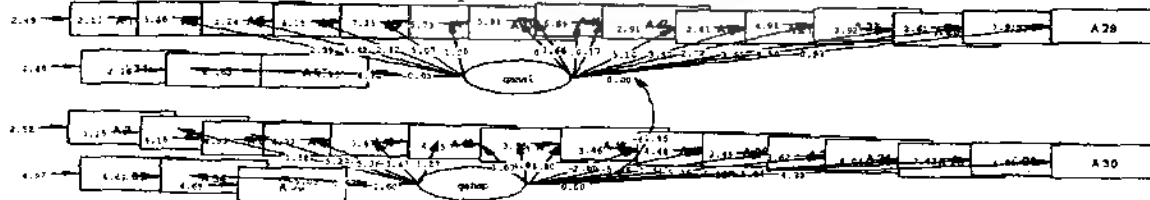


Chi-Square=505.29, df=462, P-value=0.00515, RMSEA=0.084

Nilai r analisis faktor konfirmatori pada item 36



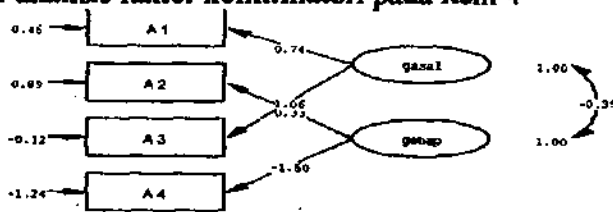
Nilai t analisis faktor konfirmatori pada item 36



Lampiran 29

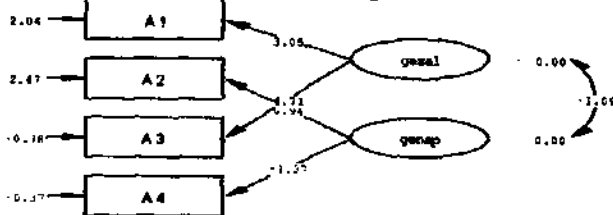
Kasus 16 gasal genap

Nilai r analisis faktor konfirmatori pada item 4



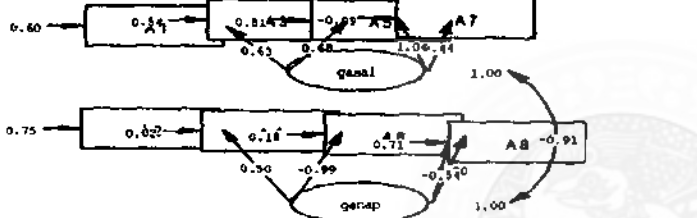
Chi-Square=0.02, df=1, P-value=0.88936, RMSEA=0.000

Nilai t analisis faktor konfirmatori pada item 4



Chi-Square=0.02, df=1, P-value=0.88936, RMSEA=0.000

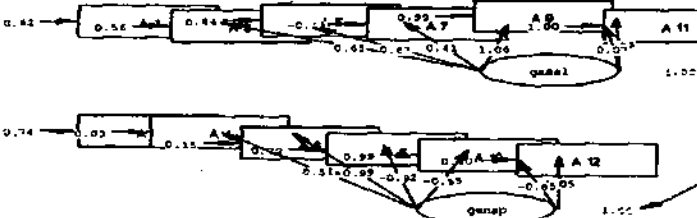
Nilai r analisis faktor konfirmatori pada item 8



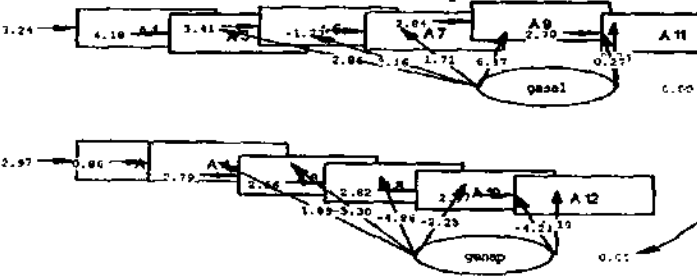
Nilai t analisis faktor konfirmatori pada item 8



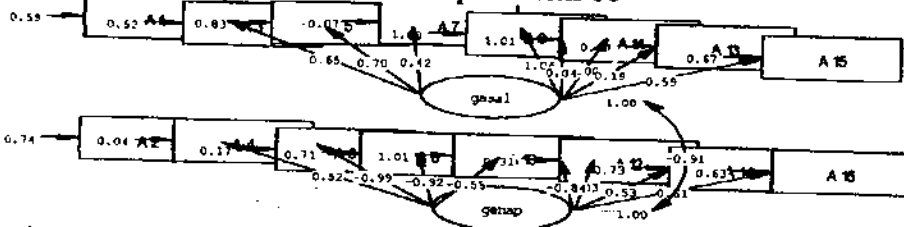
Nilai r analisis faktor konfirmatori pada item 12



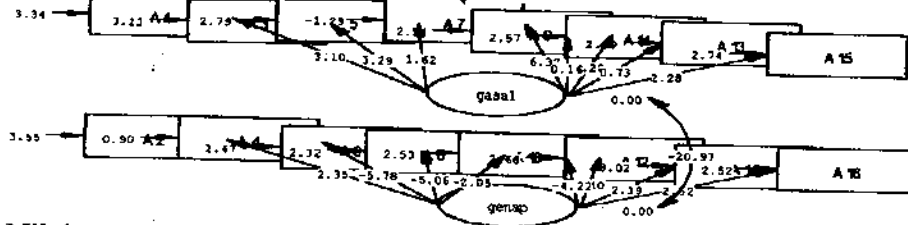
Nilai t analisis faktor konfirmatori pada item 12



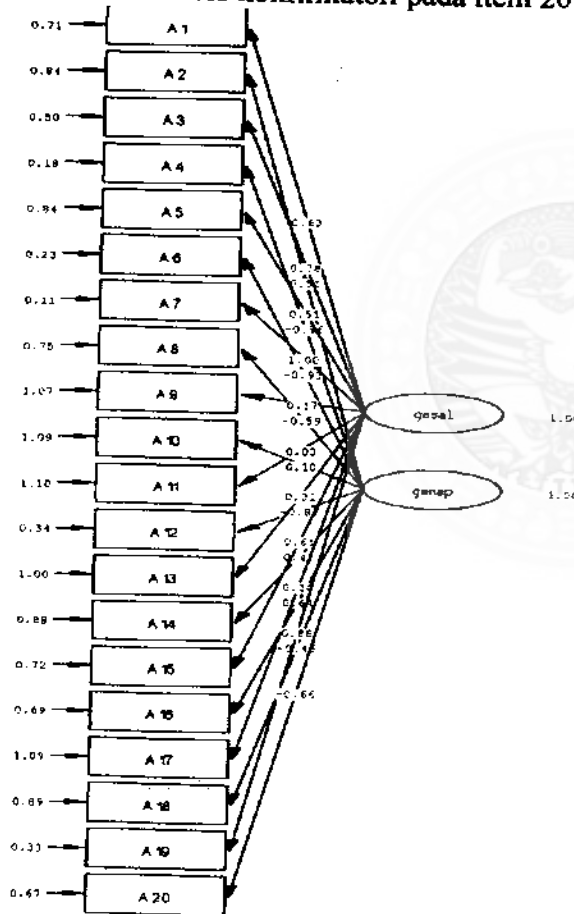
Nilai r analisis faktor konfirmatori pada item 16



Nilai t analisis faktor konfirmatori pada item 16

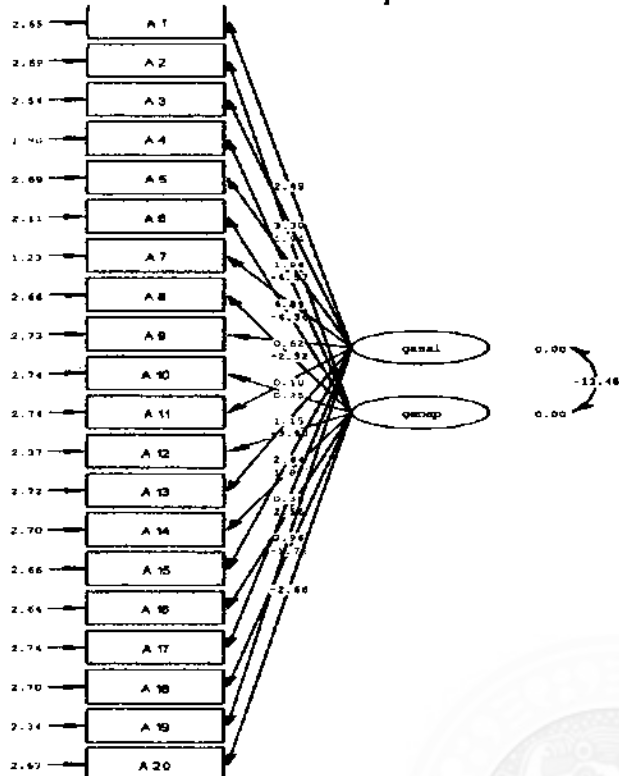


Nilai r analisis faktor konfirmatori pada item 20



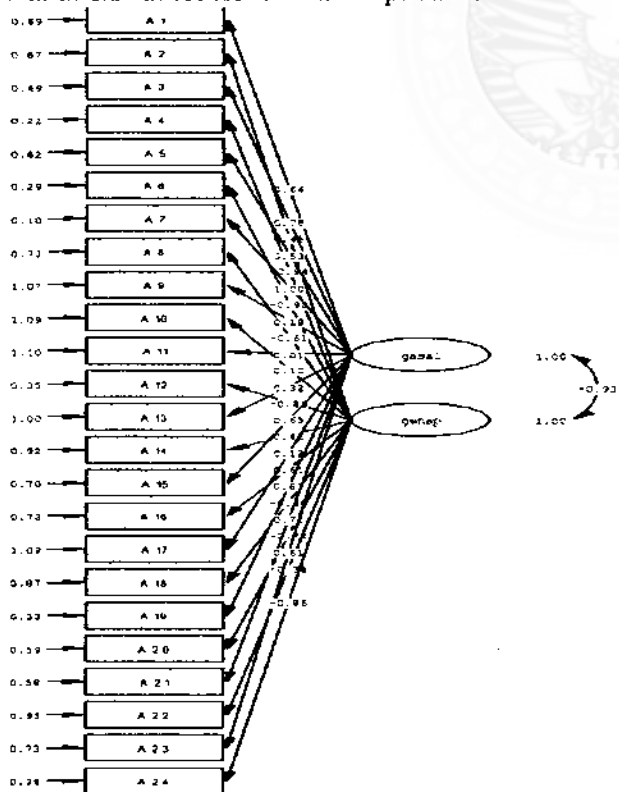
Chi-Square=179.14, df=169, P-value=0.28205, RMSEA=0.063

Nilai t analisis faktor konfirmatori pada item 20



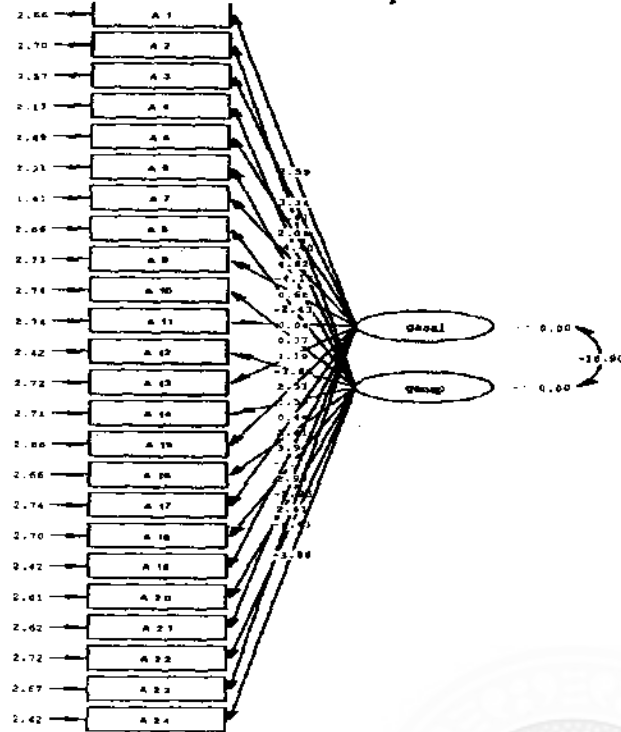
Chi-Square=179.14, df=149, P-value=0.26205, RMSEA=0.063

Nilai r analisis faktor konfirmatori pada item 24



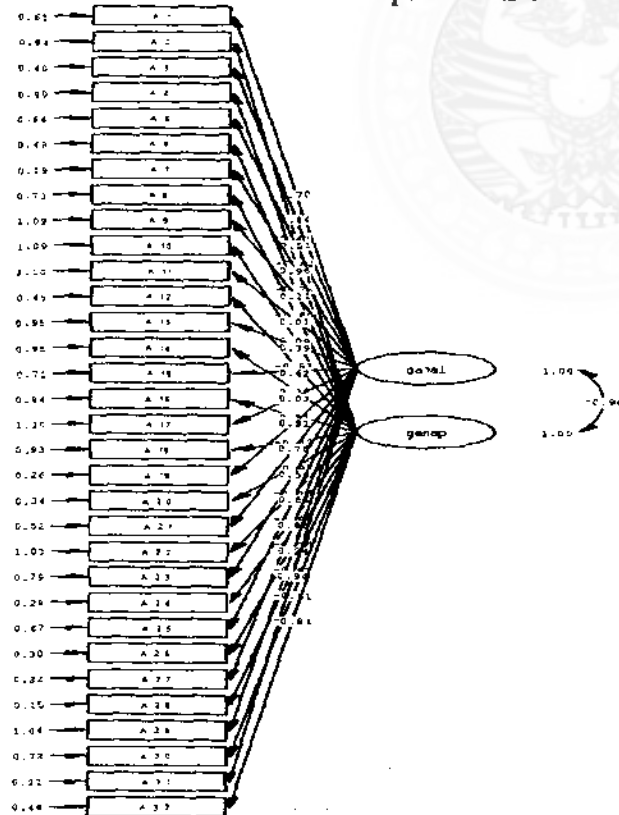
Chi-Square=286.72, df=251, P-value=0.06011, RMSEA=0.097

Nilai t analisis faktor konfirmatori pada item 24



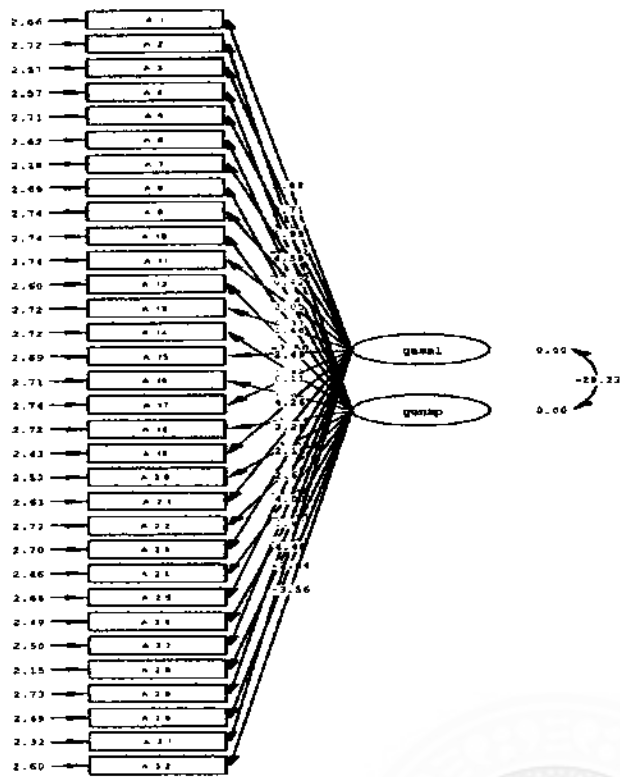
Chi-Square=286.72, df=251, P-value=0.06011, RMSEA=0.097

Nilai r analisis faktor konfirmatori pada item 28



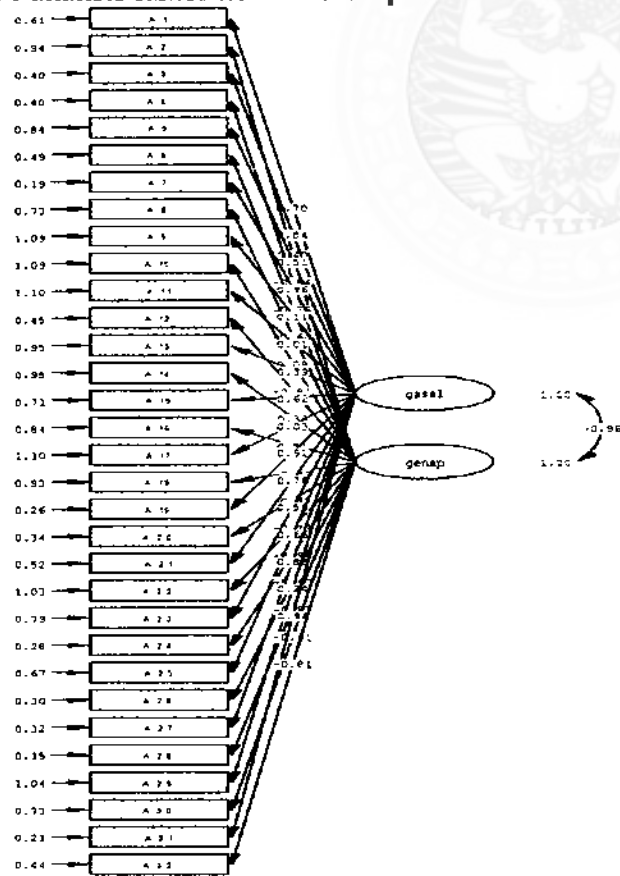
Chi-Square=558.35, df=463, P-value=0.00153, RMSEA=0.117

Nilai t analisis faktor konfirmatori pada item 28



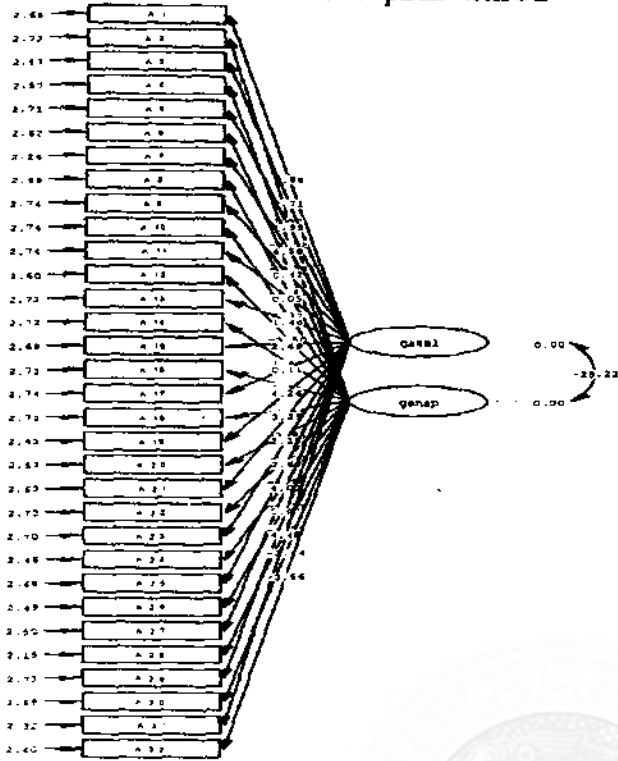
Chi-Square=558.35, df=463, P-value=0.00153, RMSEA=0.117

Nilai r analisis faktor konfirmatori pada item 32

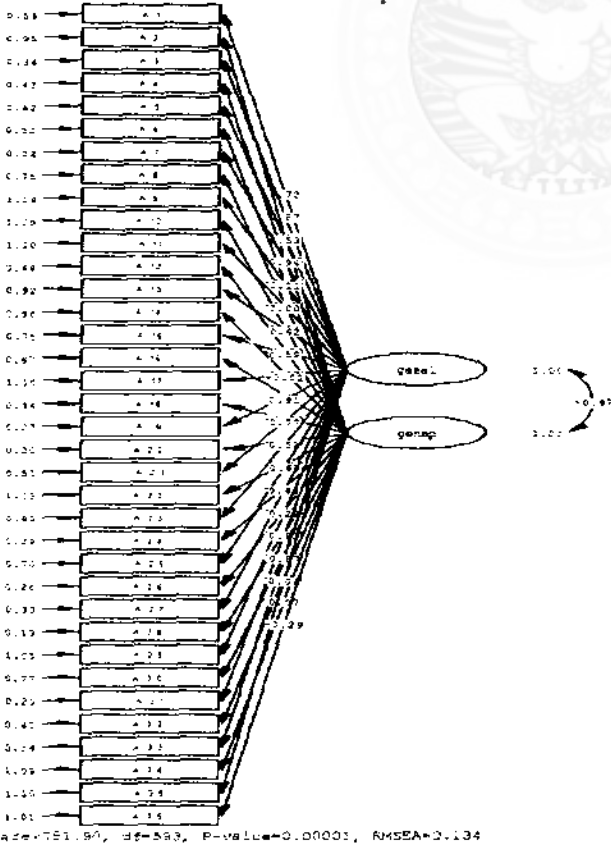


Chi-Square=558.35, df=463, P-value=0.00153, RMSEA=0.117

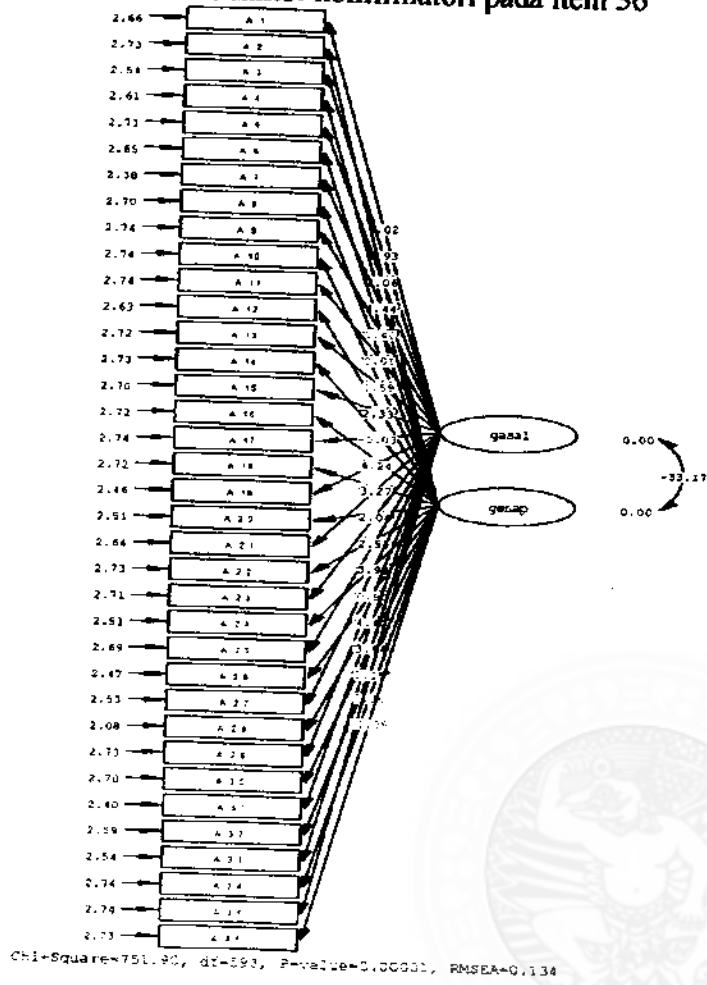
Nilai t analisis faktor konfirmatori pada item 32



Nilai r analisis faktor konfirmatori pada item 36

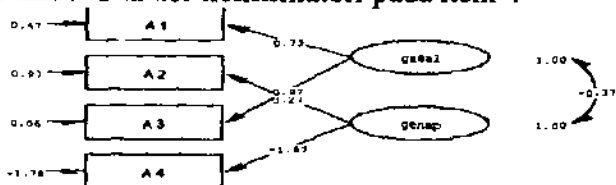


Nilai t analisis faktor konfirmatori pada item 36



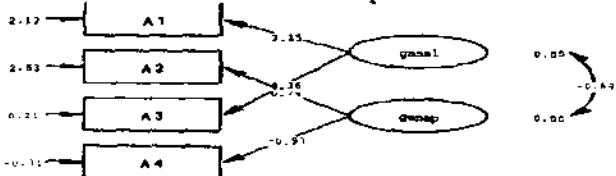
Kasus 18 gasal genap

Nilai r analisis faktor konfirmatori pada item 4



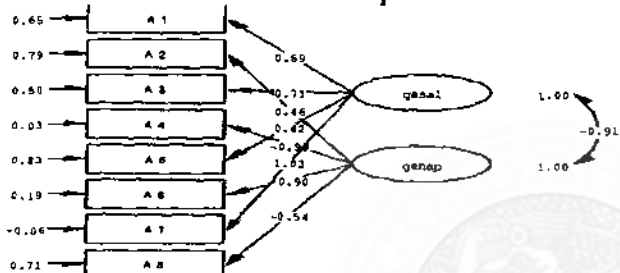
Chi-Square=0.04, df=1, P-value=0.83527, RMSEA=0.000

Nilai t analisis faktor konfirmatori pada item 4



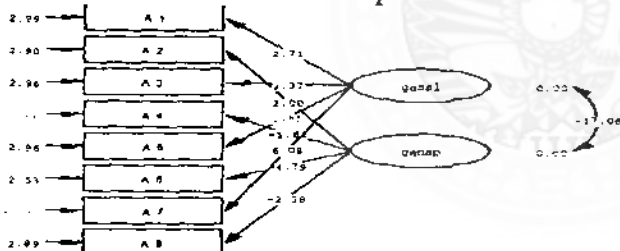
Chi-Square=0.04, df=1, P-value=0.83527, RMSEA=0.000

Nilai r analisis faktor konfirmatori pada item 8



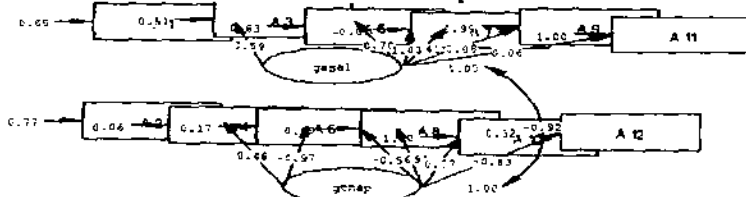
Chi-Square=23.39, df=19, P-value=0.22053, RMSEA=0.117

Nilai t analisis faktor konfirmatori pada item 8

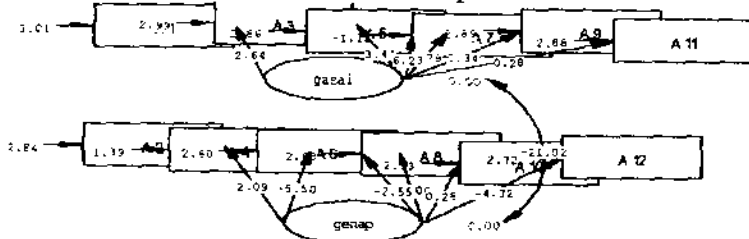


Chi-Square=23.39, df=19, P-value=0.22053, RMSEA=0.117

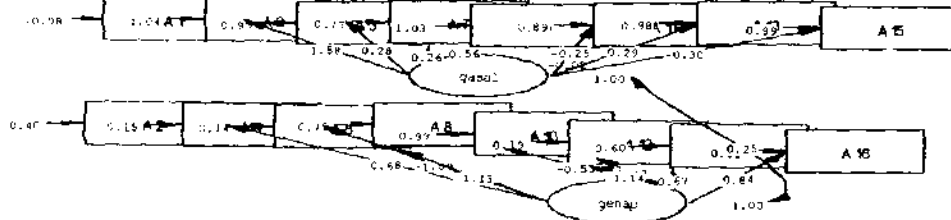
Nilai r analisis faktor konfirmatori pada item 12



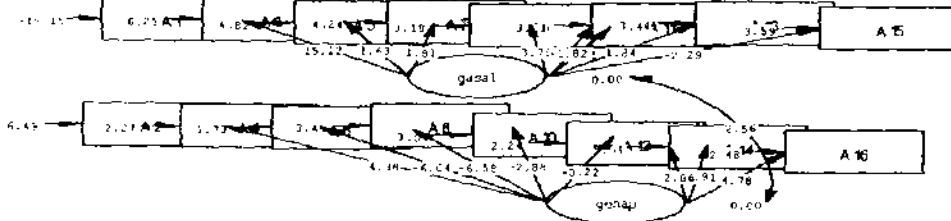
Nilai t analisis faktor konfirmatori pada item 12



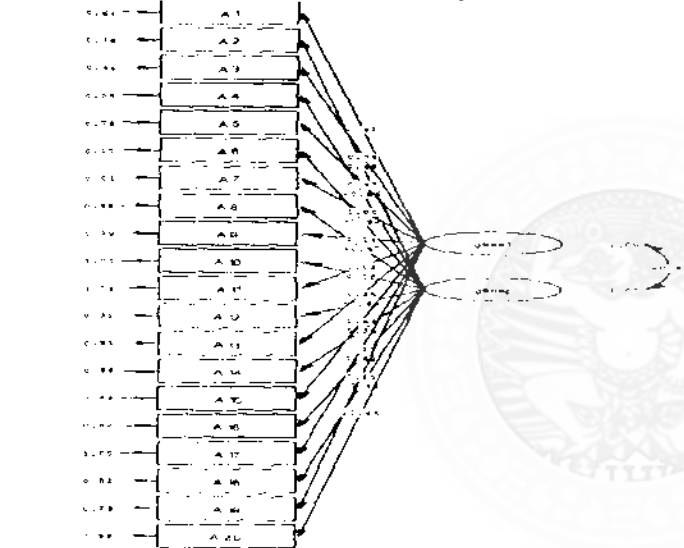
Nilai r analisis faktor konfirmatori pada item 16



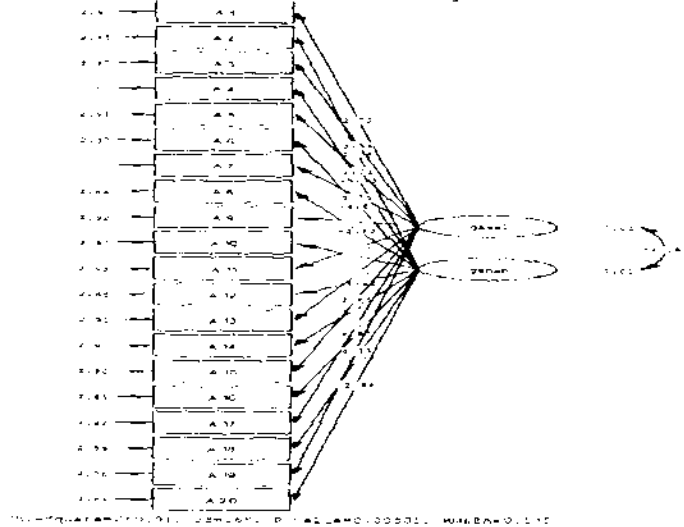
Nilai t analisis faktor konfirmatori pada item 16



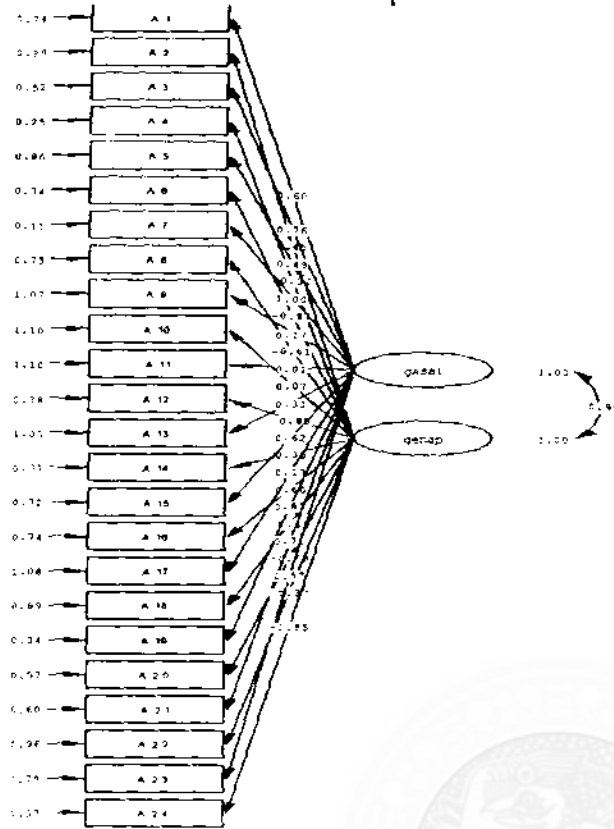
Nilai r analisis faktor konfirmatori pada item 20



Nilai t analisis faktor konfirmatori pada item 20

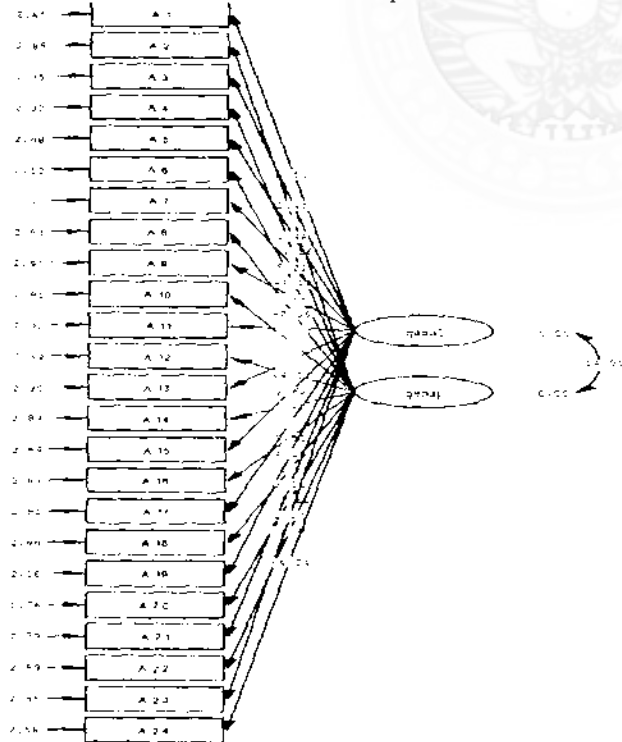


Nilai r analisis faktor konfirmatori pada item 24



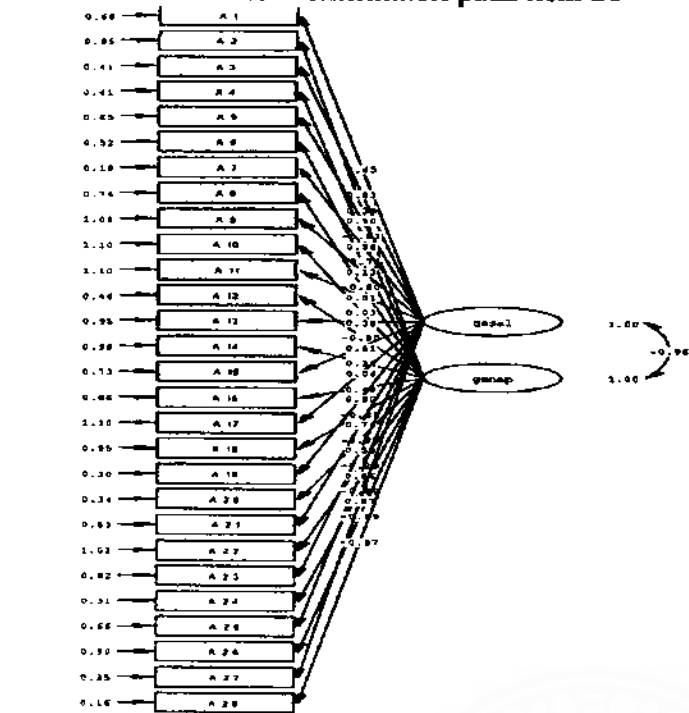
Path Diagram (24,189) (2F=201) (Final) (Sep-02-97) (PMBR) (0.000)

Nilai t analisis faktor konfirmatori pada item 24



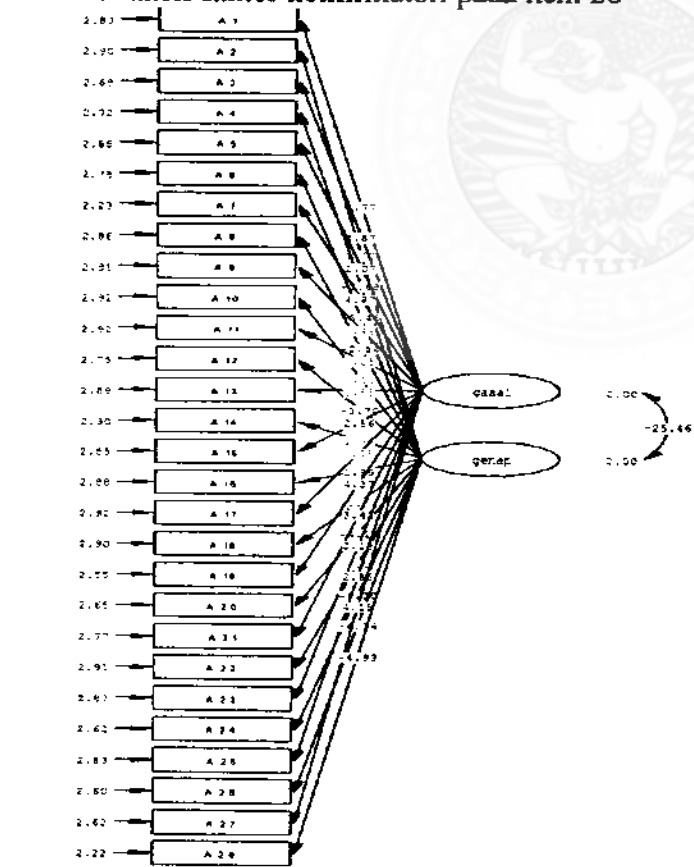
Path Diagram (24,189) (2F=201) (Final) (Sep-02-97) (PMBR) (0.000)

Nilai r analisis faktor konfirmatori pada item 28



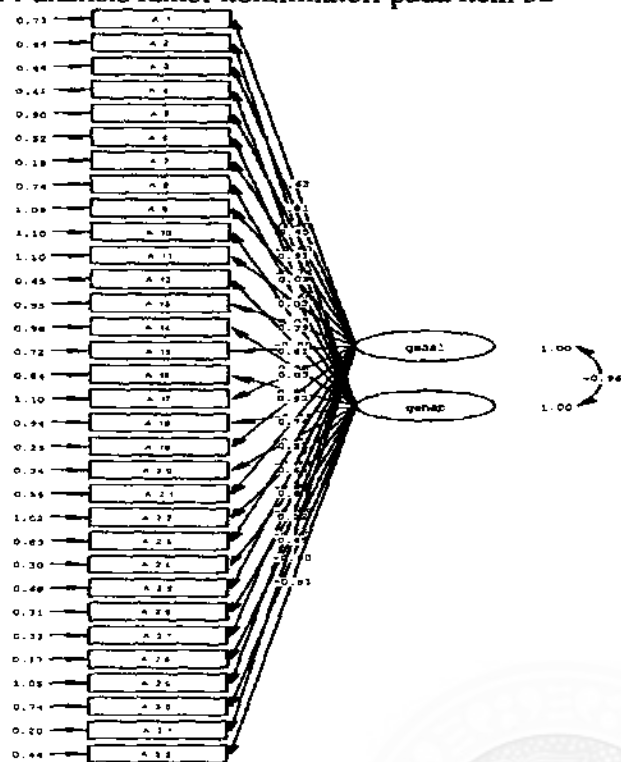
Chi-Square=395.92, df=349, P-value=0.04241, RMSEA=0.089

Nilai t analisis faktor konfirmatori pada item 28



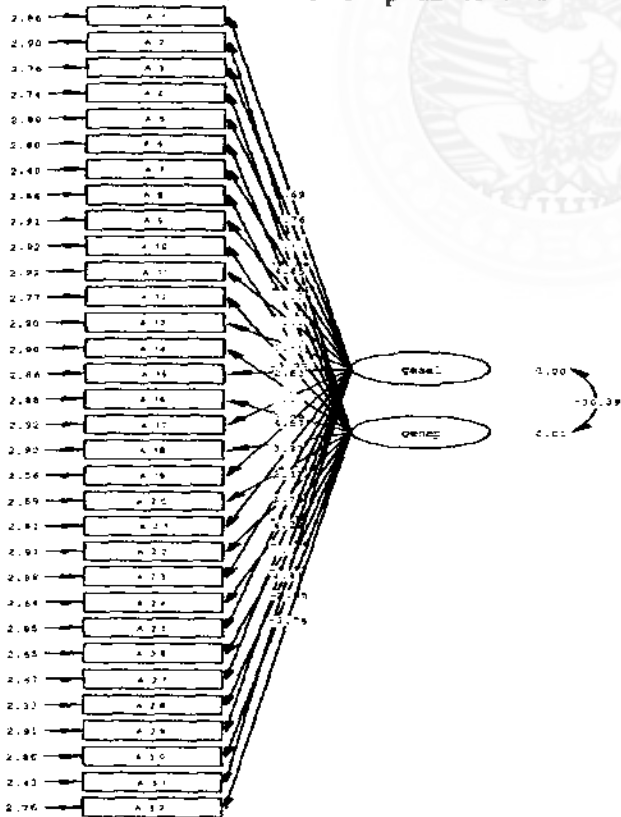
Chi-Square=395.92, df=349, P-value=0.04241, RMSEA=0.089

Nilai r analisis faktor konfirmatori pada item 32



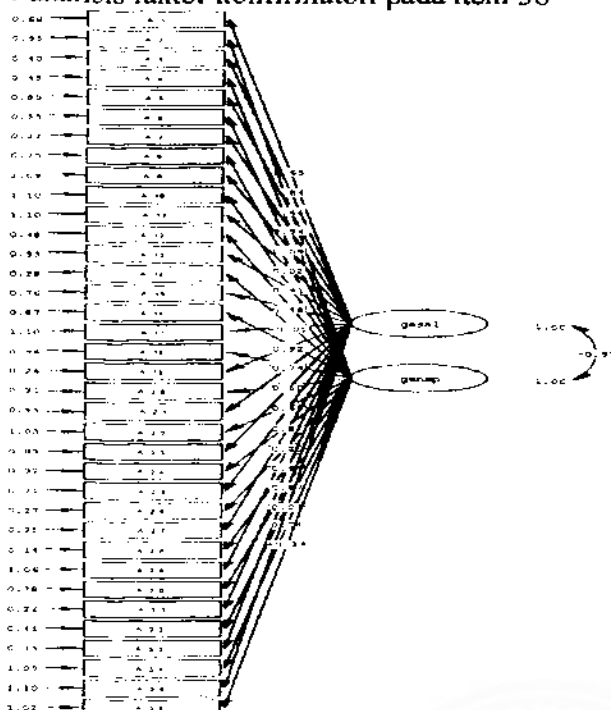
Chi-Square=565.32, df=463, P-value=0.00078, RMSEA=0.114

Nilai t analisis faktor konfirmatori pada item 32



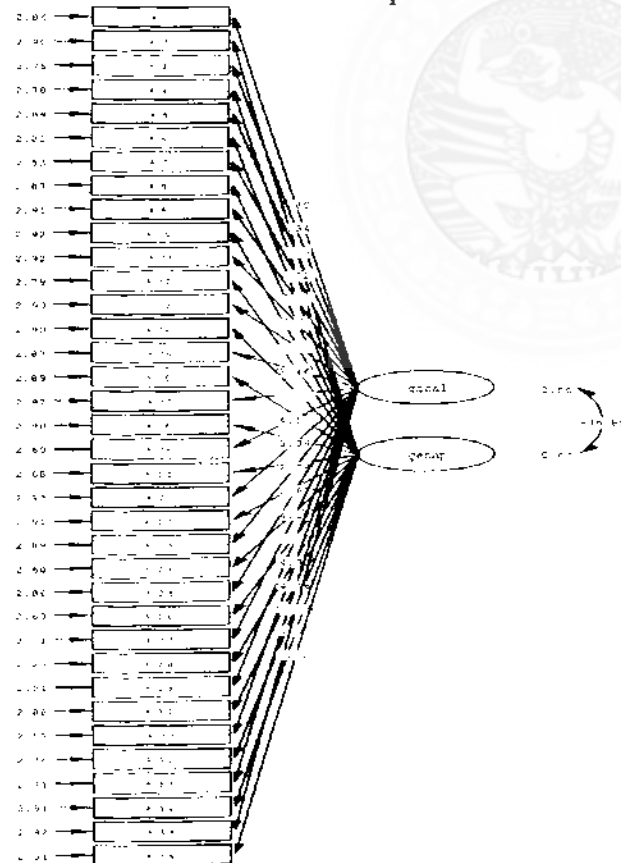
Chi-Square=565.32, df=463, P-value=0.00078, RMSEA=0.114

Nilai r analisis faktor konfirmatori pada item 36



Chi-Square=772.60, df=599, P-value=0.00000, RMSEA=0.132

Nilai t analisis faktor konfirmatori pada item 36



Chi-Square=772.60, df=599, P-value=0.00000, RMSEA=0.132

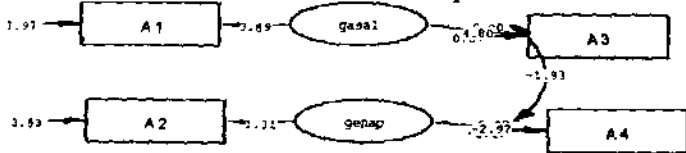
Lampiran 31

Kasus 20 gasal genap

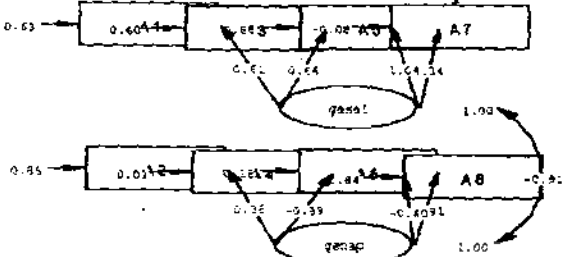
Nilai r analisis faktor konfirmatori pada item 4



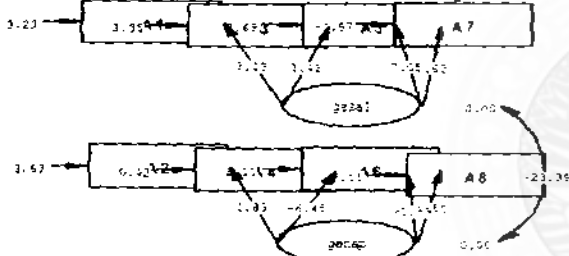
Nilai t analisis faktor konfirmatori pada item 4



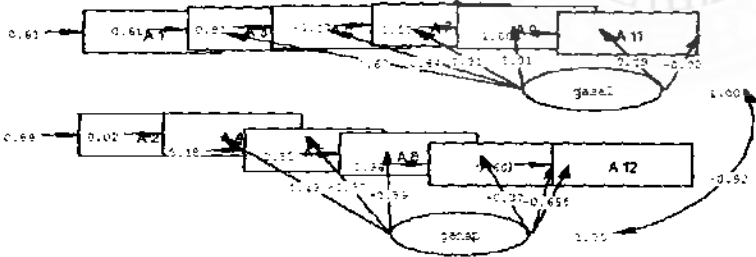
Nilai r analisis faktor konfirmatori pada item 8



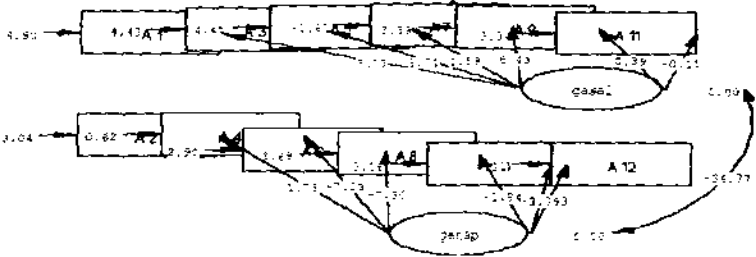
Nilai t analisis faktor konfirmatori pada item 8



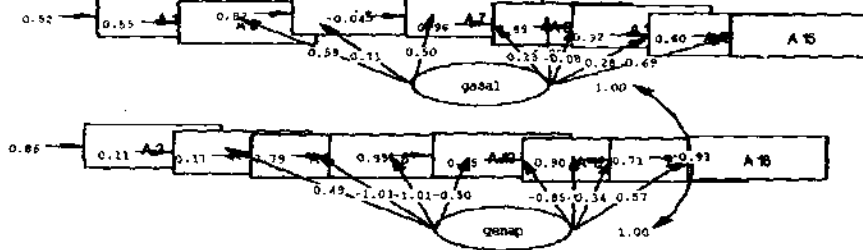
Nilai r analisis faktor konfirmatori pada item 12



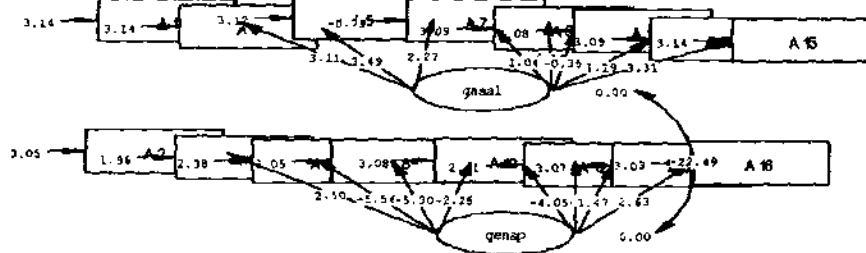
Nilai t analisis faktor konfirmatori pada item 12



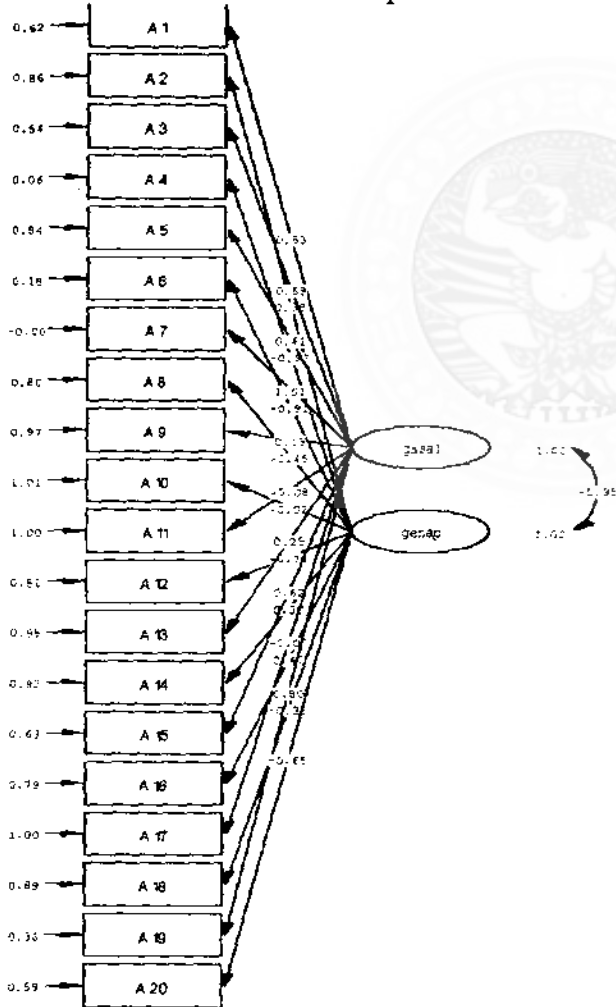
Nilai r analisis faktor konfirmatori pada item 16



Nilai t analisis faktor konfirmatori pada item 16

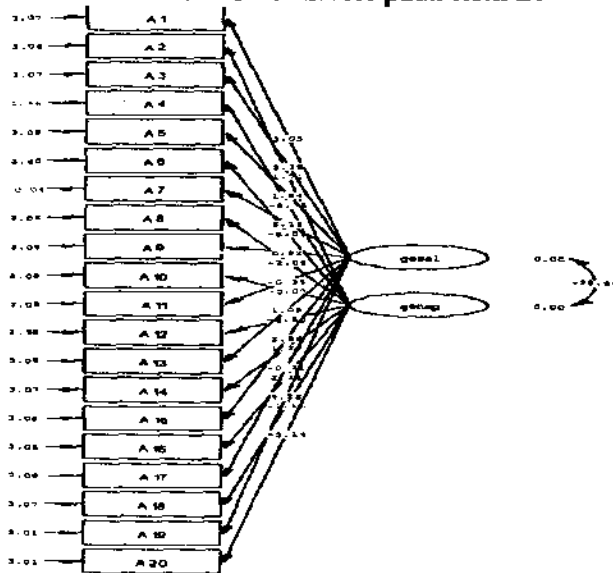


Nilai r analisis faktor konfirmatori pada item 20



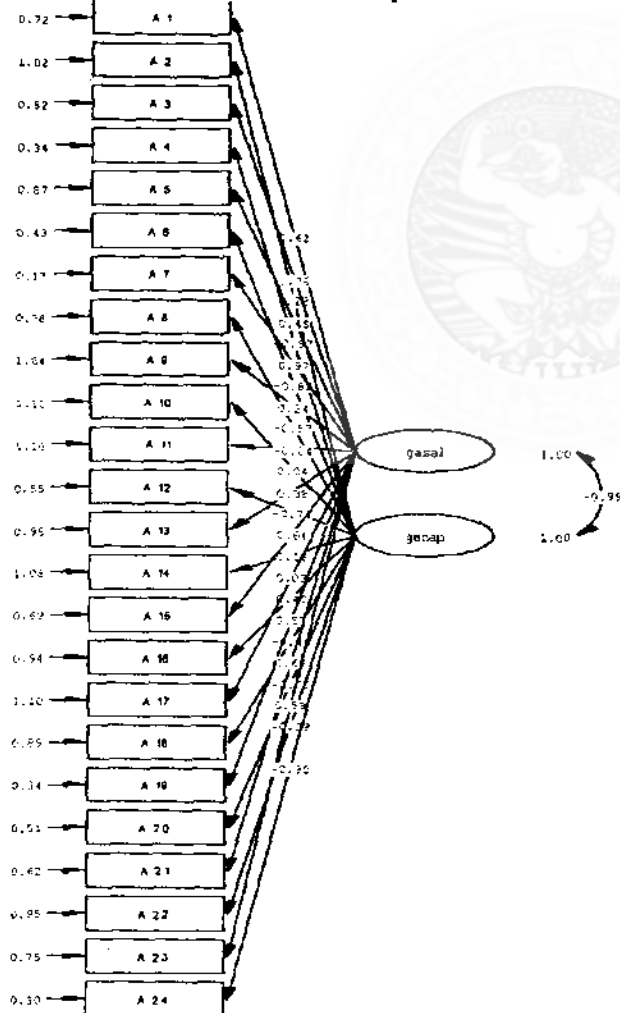
Chi-Square=306.69, df=189, P-value=0.00000, RMSEA=0.207

Nilai t analisis faktor konfirmatori pada item 20



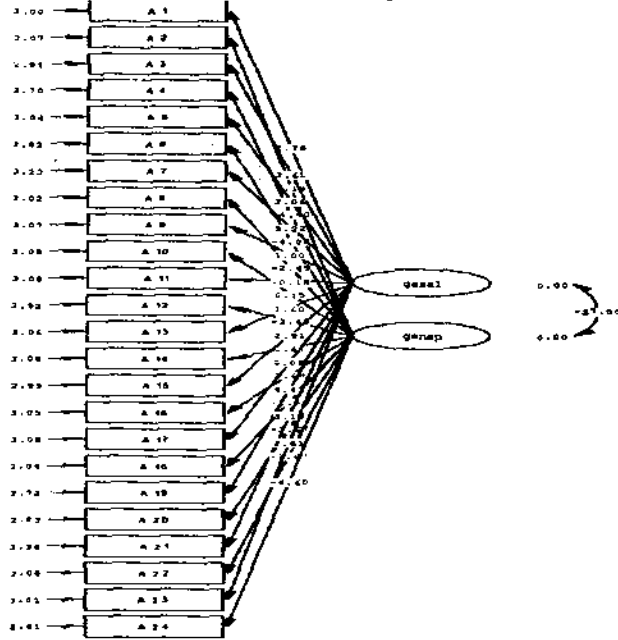
Chi-Square=308.69, df=169, P-value=0.00000, RMSEA=0.207

Nilai r analisis faktor konfirmatori pada item 24



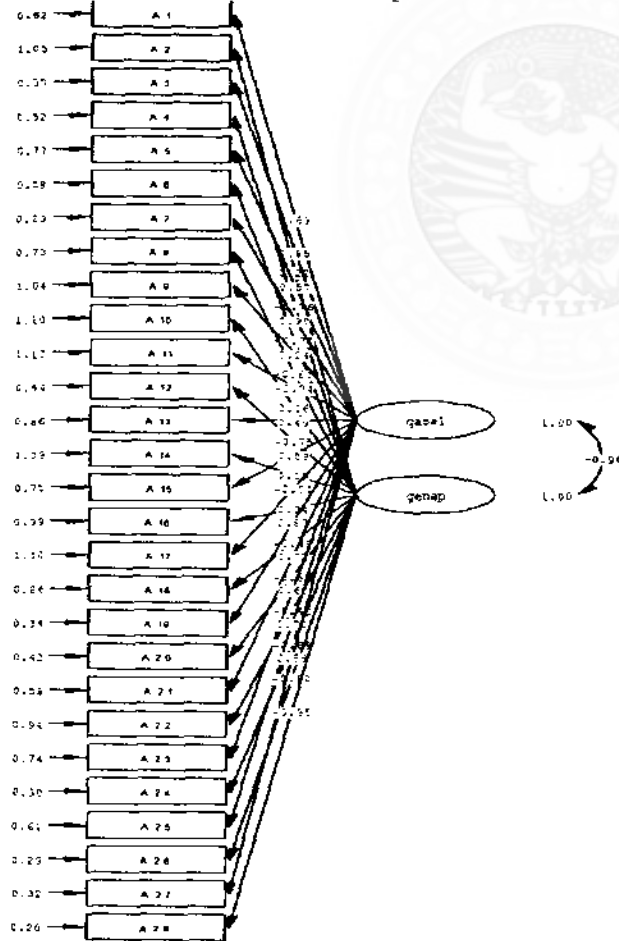
Chi-Square=376.14, df=251, P-value=0.00020, RMSEA=0.135

Nilai t analisis faktor konfirmatori pada item 24



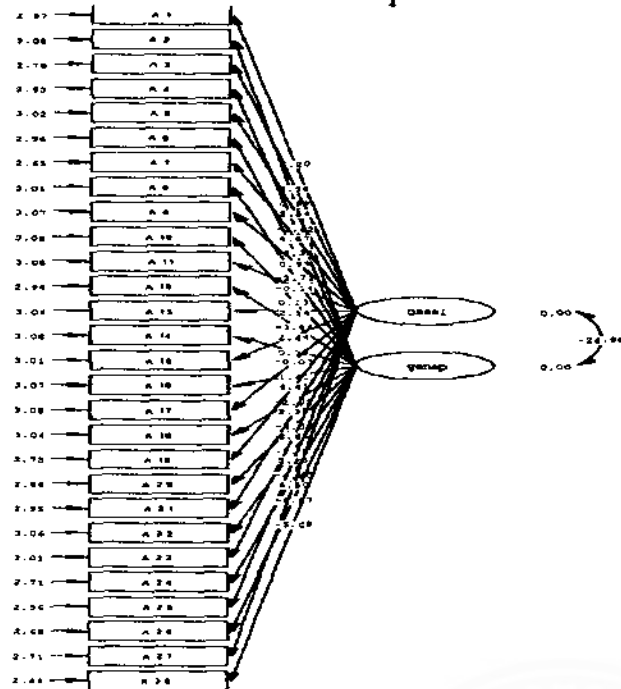
Chi-Square=336.14, df=261, P-value=0.00020, RMSEA=0.135

Nilai r analisis faktor konfirmatori pada item 28



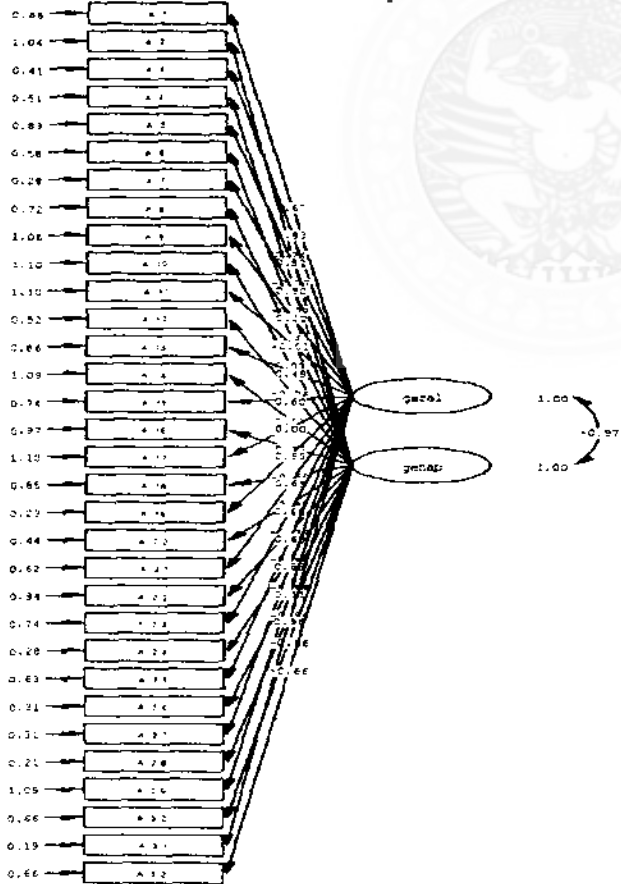
Chi-Square=424.58, df=349, P-value=0.00045, RMSEA=0.107

Nilai t analisis faktor konfirmatori pada item 28



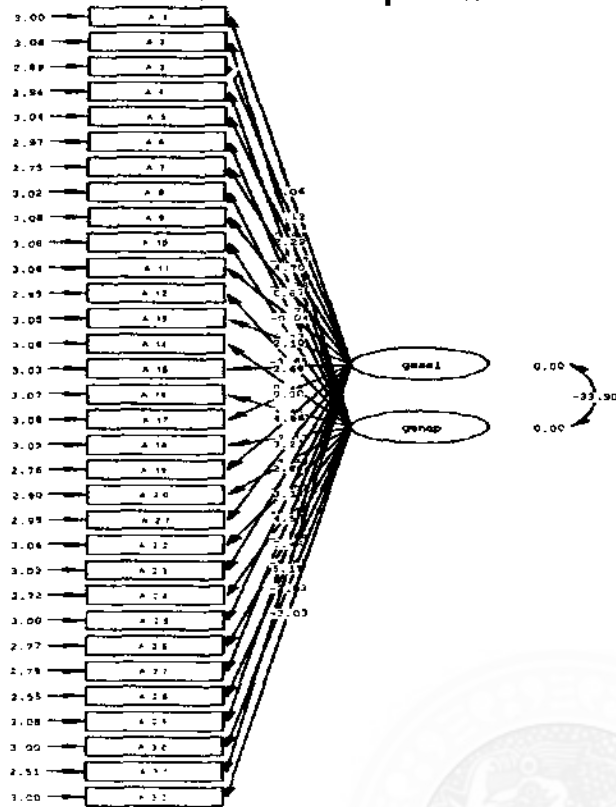
Chi-Square=424.56, df=349, P-value=0.00345, RMSEA=0.107

Nilai r analisis faktor konfirmatori pada item 32



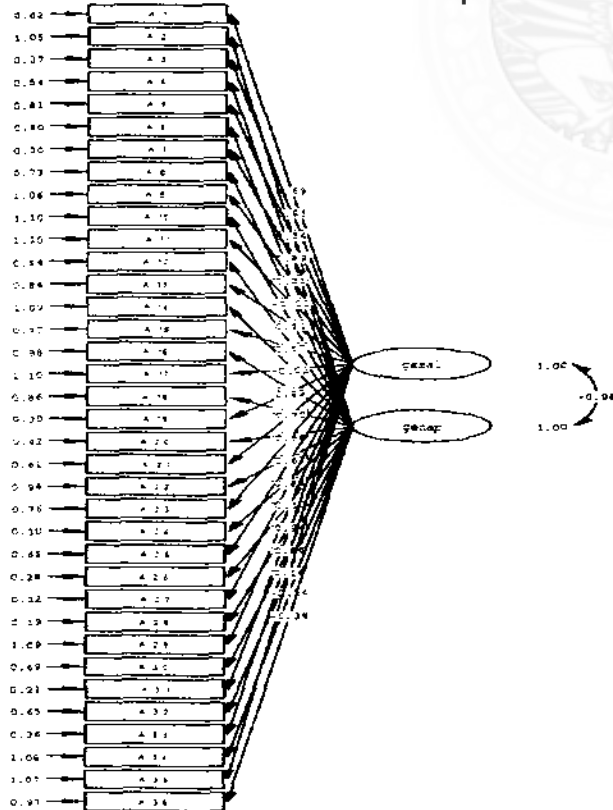
Chi-Square=562.76, df=463, P-value=0.00100, RMSEA=0.106

Nilai t analisis faktor konfirmatori pada item 32

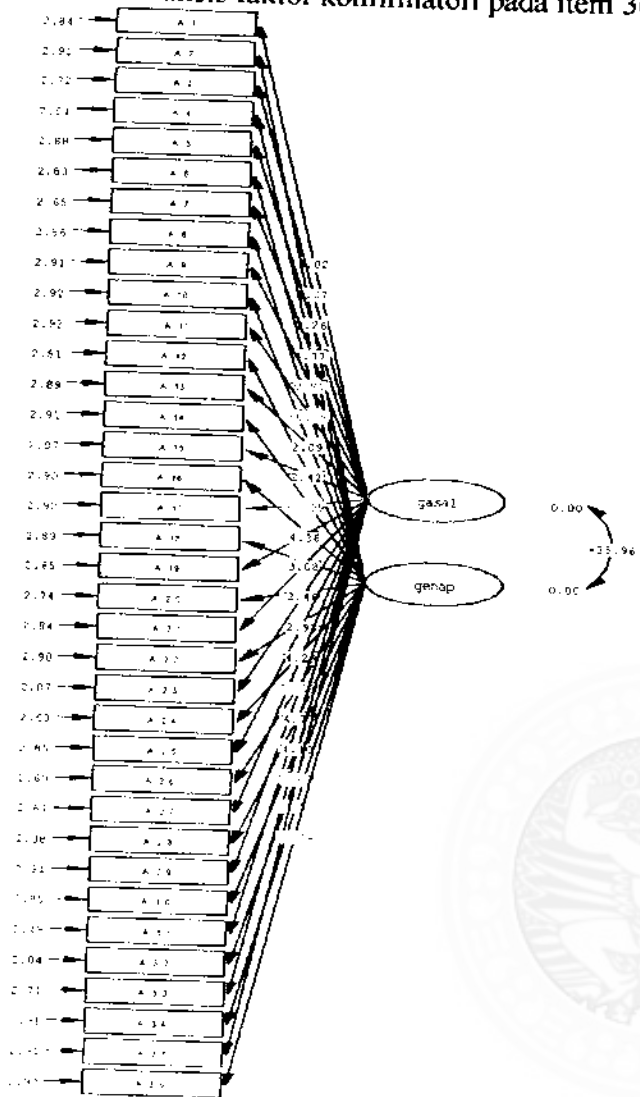


Chi-Square=562.78, df=443, P-Value=0.00100, RMSEA=0.106

Nilai r analisis faktor konfirmatori pada item 36



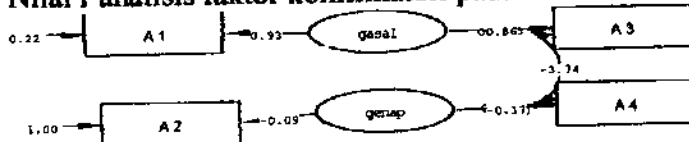
Nilai t analisis faktor konfirmatori pada item 36



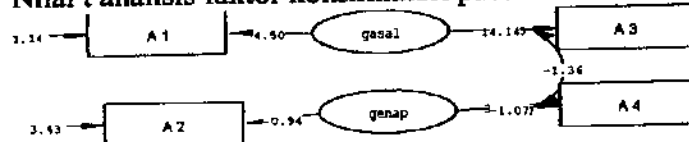
Lampiran 32

Kasus 22 gasal genap

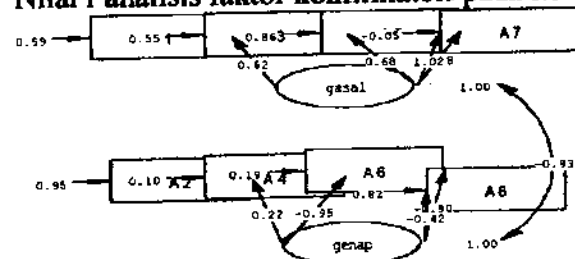
Nilai r analisis faktor konfirmatori pada item 4



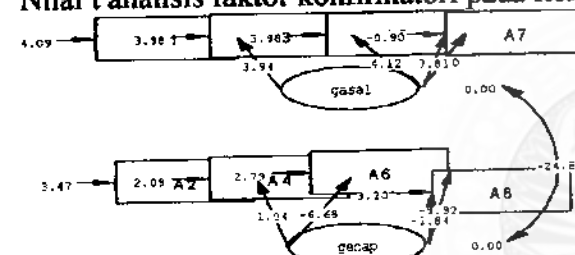
Nilai t analisis faktor konfirmatori pada item 4



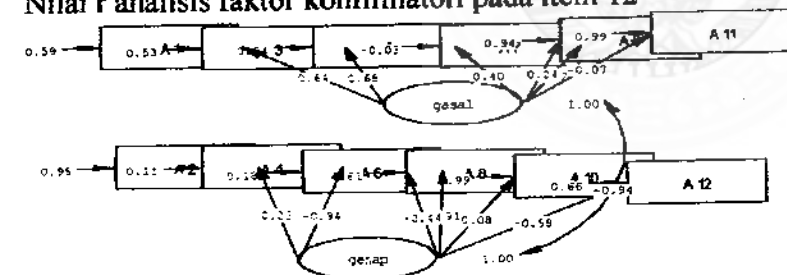
Nilai r analisis faktor konfirmatori pada item 8



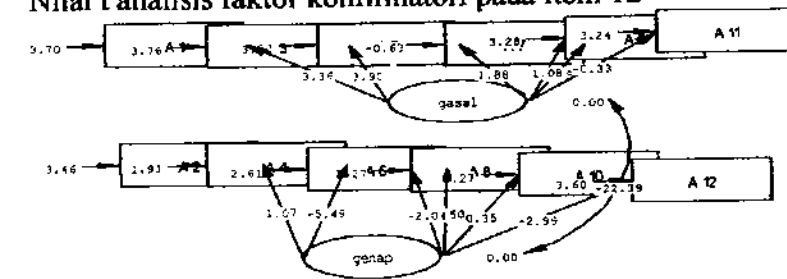
Nilai t analisis faktor konfirmatori pada item 8



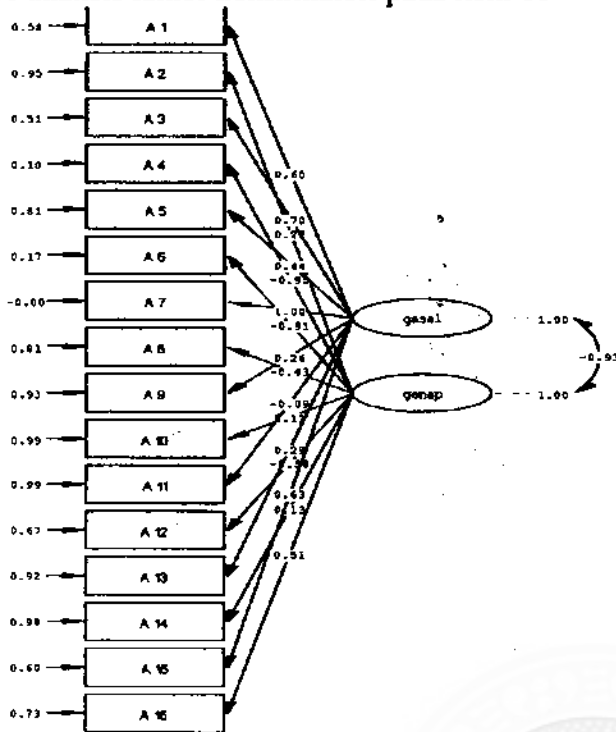
Nilai r analisis faktor konfirmatori pada item 12



Nilai t analisis faktor konfirmatori pada item 12

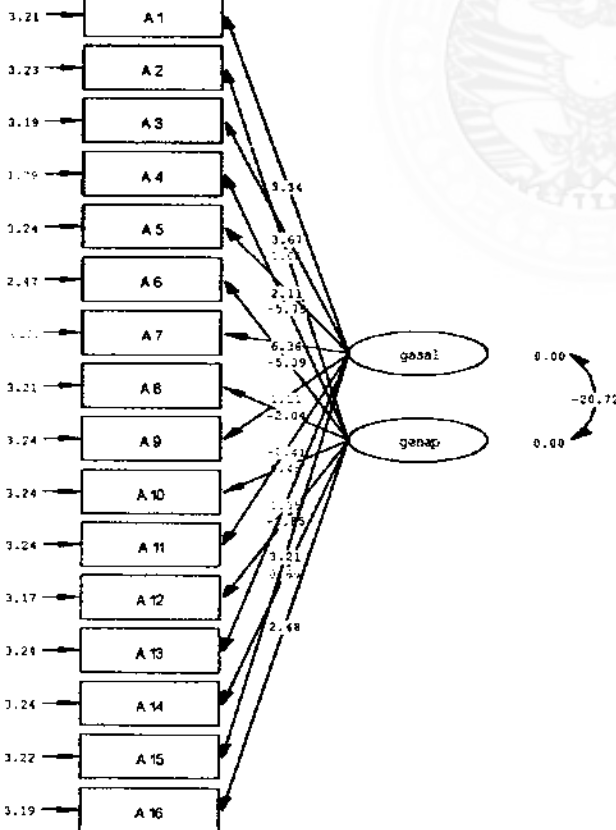


Nilai r analisis faktor konfirmatori pada item 16



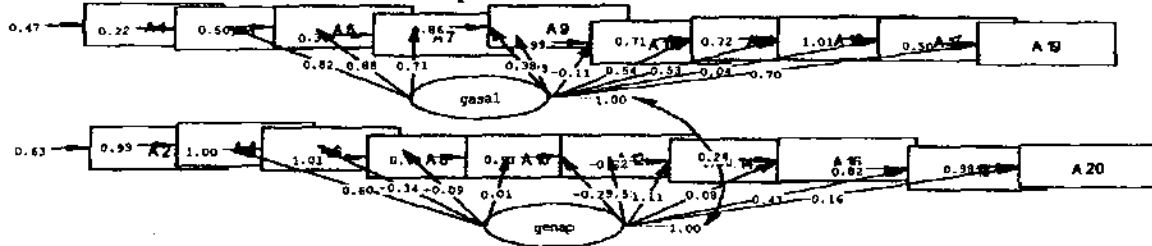
Chi-Square=228.09, df=103, P-value=0.00000, RMSEA=0.240

Nilai t analisis faktor konfirmatori pada item 16

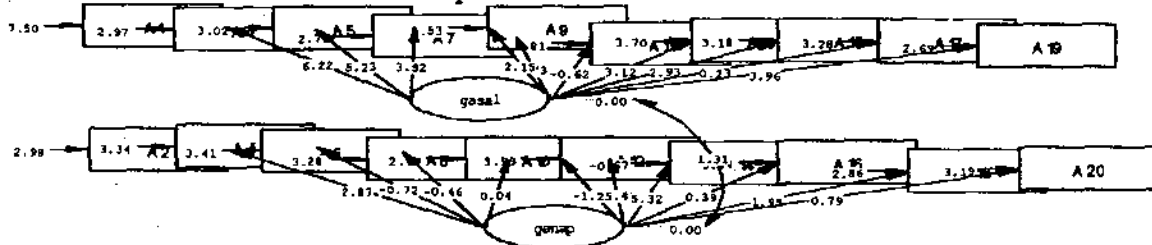


Chi-Square=228.09, df=103, P-value=0.00000, RMSEA=0.240

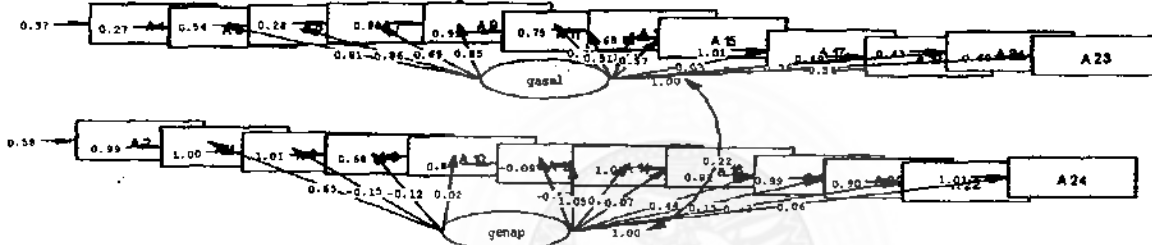
Nilai r analisis faktor konfirmatori pada item 20



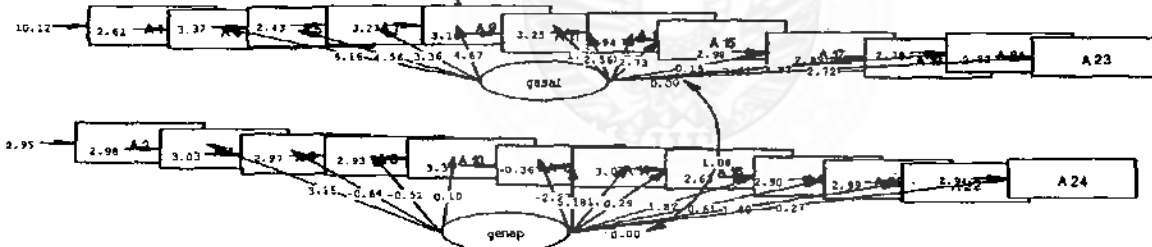
Nilai t analisis faktor konfirmatori pada item 20



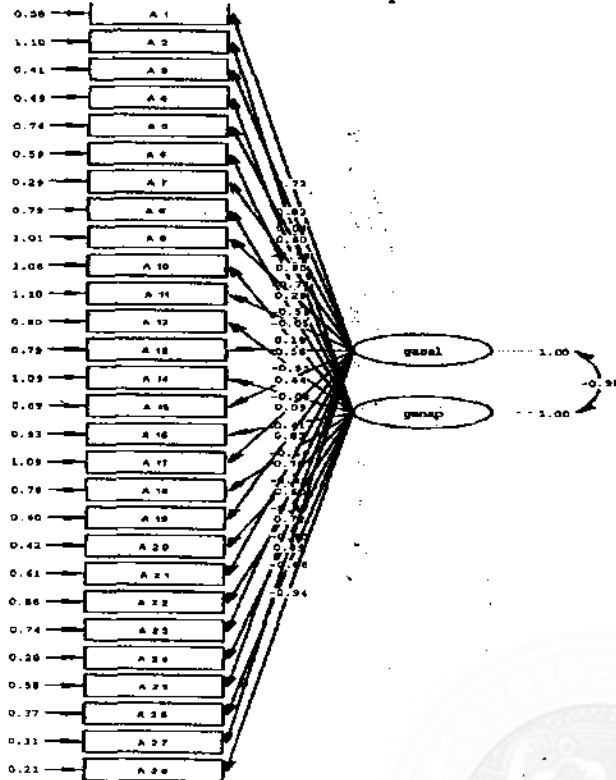
Nilai r analisis faktor konfirmatori pada item 24



Nilai t analisis faktor konfirmatori pada item 24

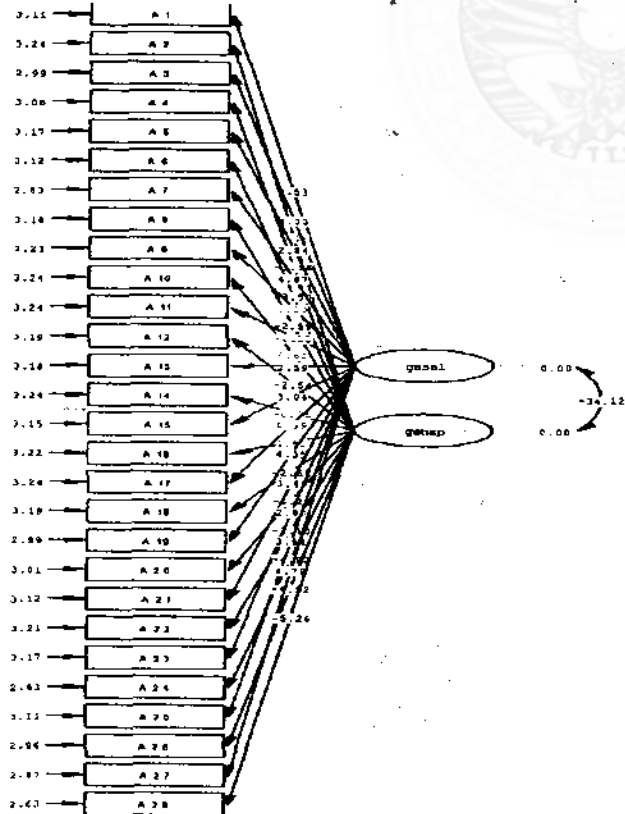


Nilai r analisis faktor konfirmatori pada item 28



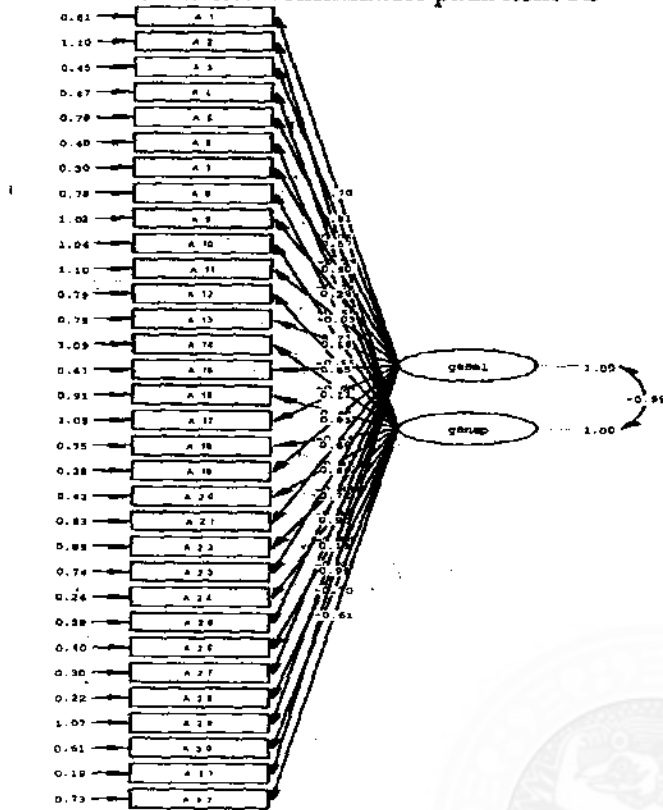
Chi-Square=455.28, df=349, P-value=0.00011, RMSEA=0.120

Nilai t analisis faktor konfirmatori pada item 28



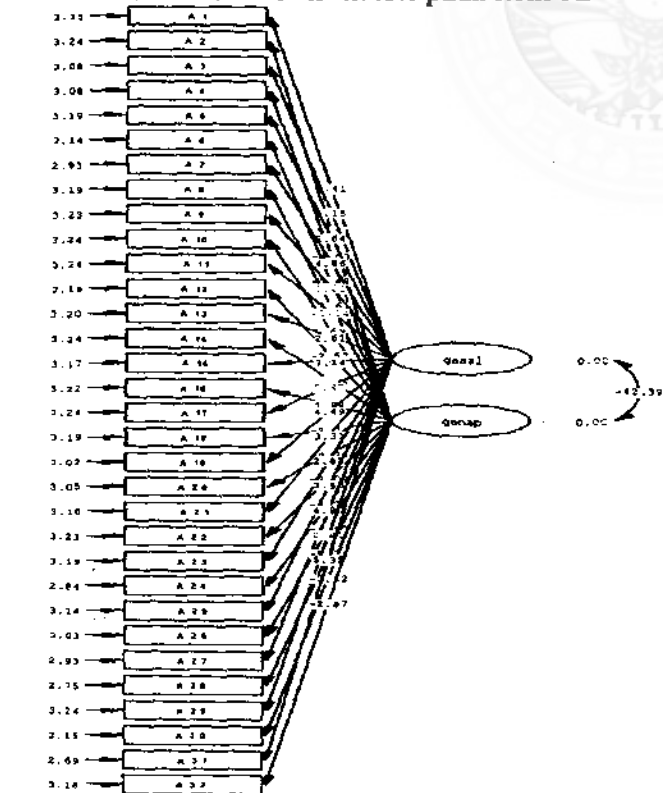
Chi-Square=455.28, df=349, P-value=0.00011, RMSEA=0.120

Nilai r analisis faktor konfirmatori pada item 32



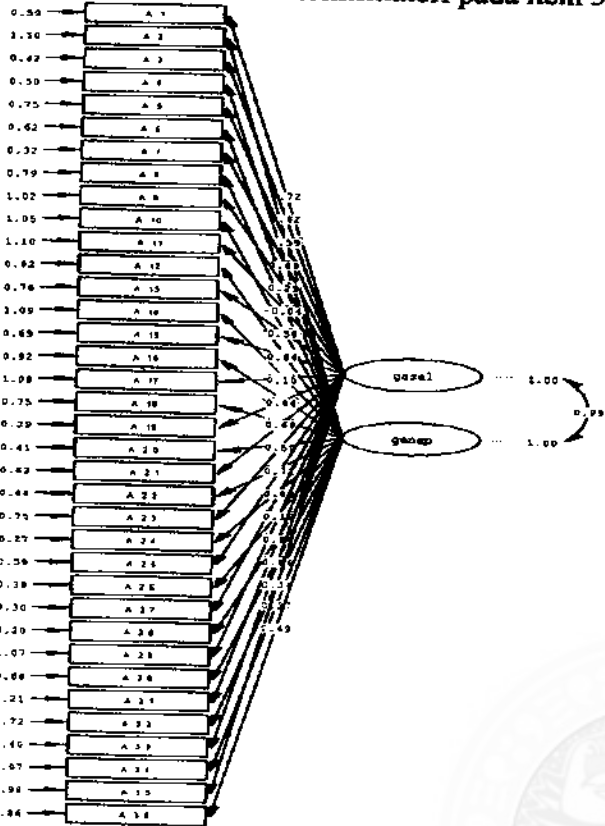
Chi-Square=600.78, df=463, P-value=0.00002, RMSEA=0.119

Nilai t analisis faktor konfirmatori pada item 32

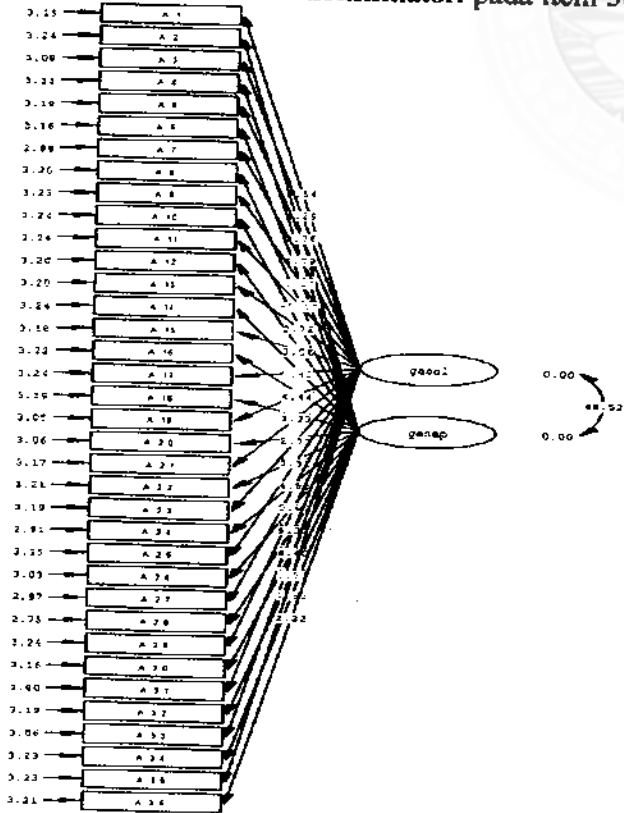


Chi-Square=600.78, df=463, P-value=0.00002, RMSEA=0.119

Nilai r analisis faktor konfirmatori pada item 36



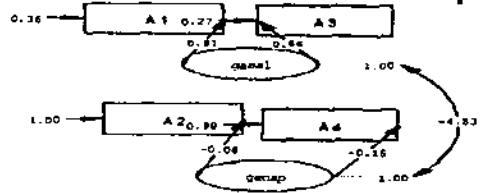
Nilai t analisis faktor konfirmatori pada item 36



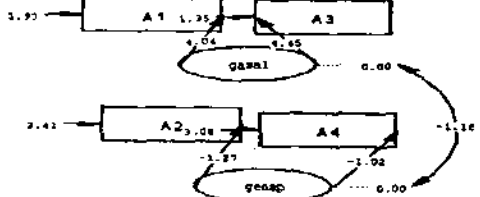
Lampiran 33

Kasus 24 gasal genap

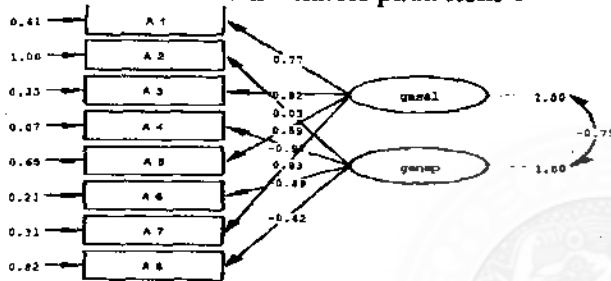
Nilai r analisis faktor konfirmatori pada item 4



Nilai t analisis faktor konfirmatori pada item 4

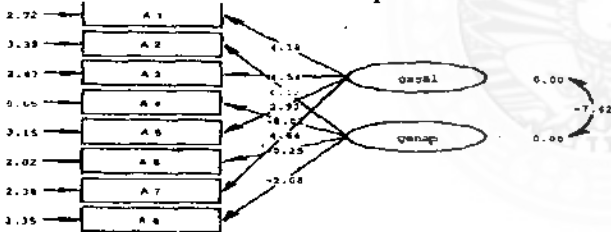


Nilai r analisis faktor konfirmatori pada item 8



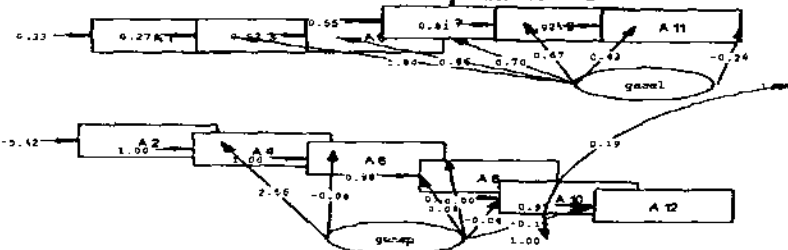
Chi-Square=36.46, df=19, P-value=0.00927, RMSEA=0.200

Nilai t analisis faktor konfirmatori pada item 8

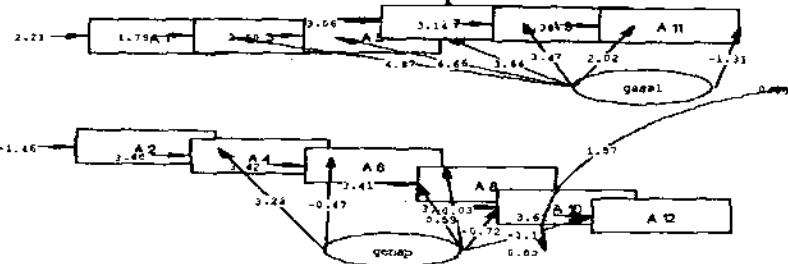


Chi-Square=36.46, df=19, P-value=0.00927, RMSEA=0.200

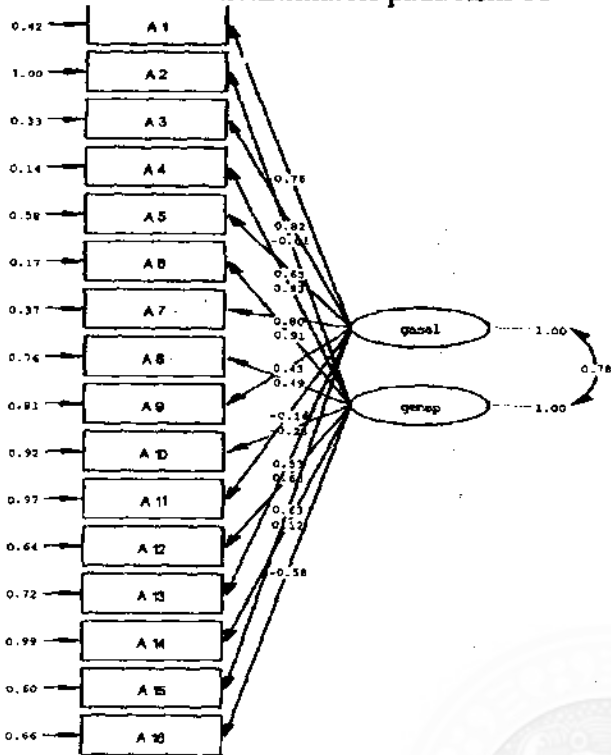
Nilai r analisis faktor konfirmatori pada item 12



Nilai t analisis faktor konfirmatori pada item 12

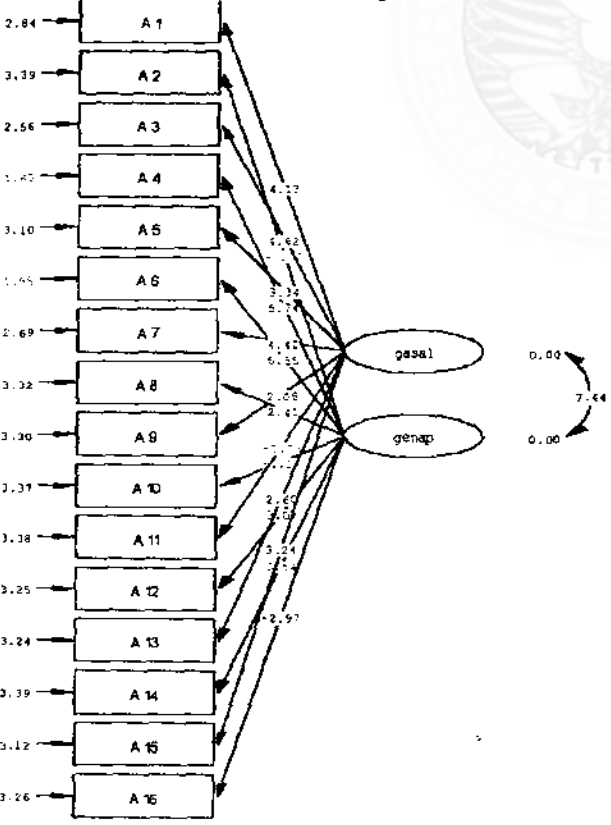


Nilai r analisis faktor konfirmatori pada item 16



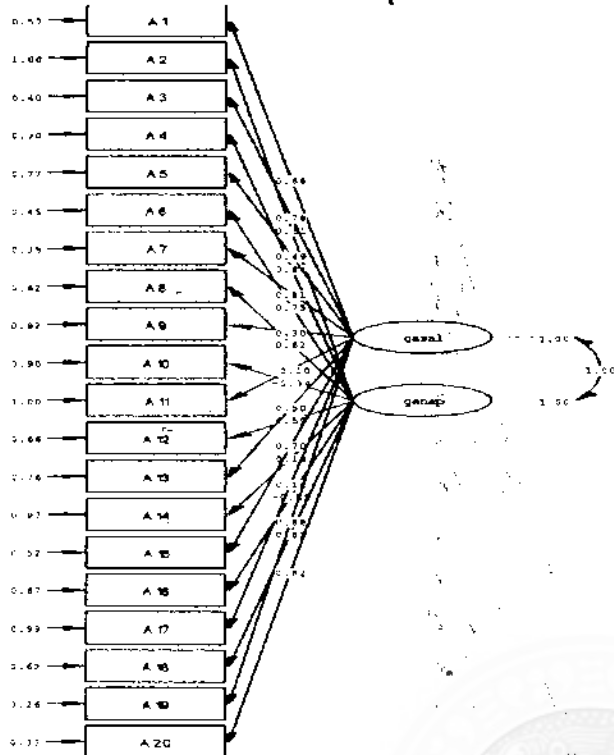
Chi-Square=201.24, df=103, P-value=0.00000, RMSEA=0.204

Nilai t analisis faktor konfirmatori pada item 16



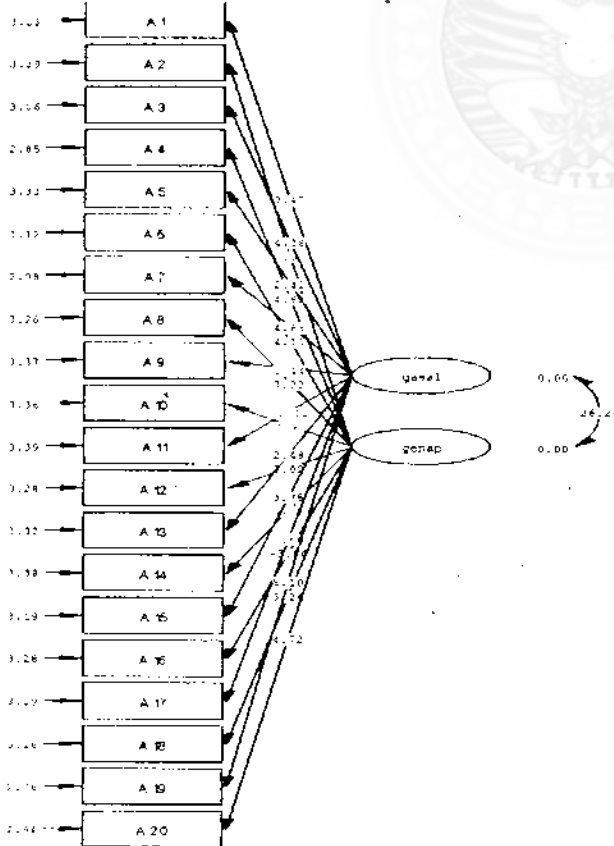
Chi-Square=201.24, df=103, P-value=0.00000, RMSEA=0.204

Nilai r analisis faktor konfirmatori pada item 20



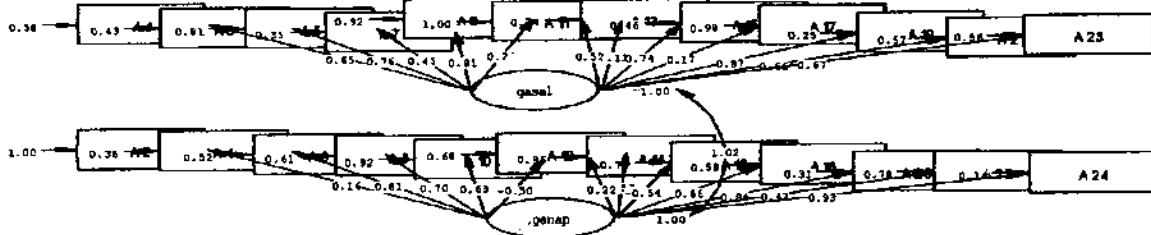
Chi-Square=024.44, df=169, P-value=0.0000, RMSEA=0.200

Nilai t analisis faktor konfirmatori pada item 20

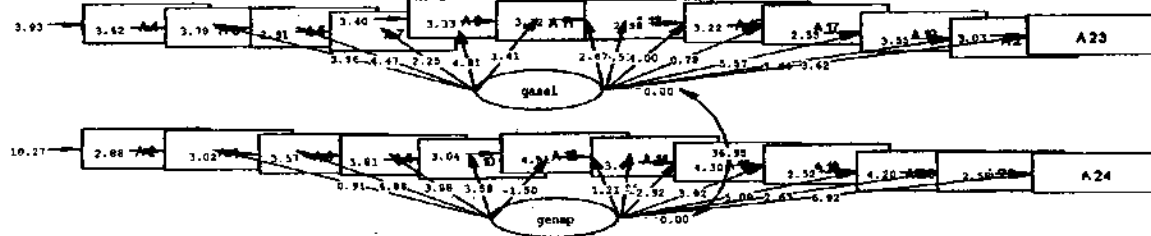


Chi-Square=024.44, df=169, P-value=0.0000, RMSEA=0.200

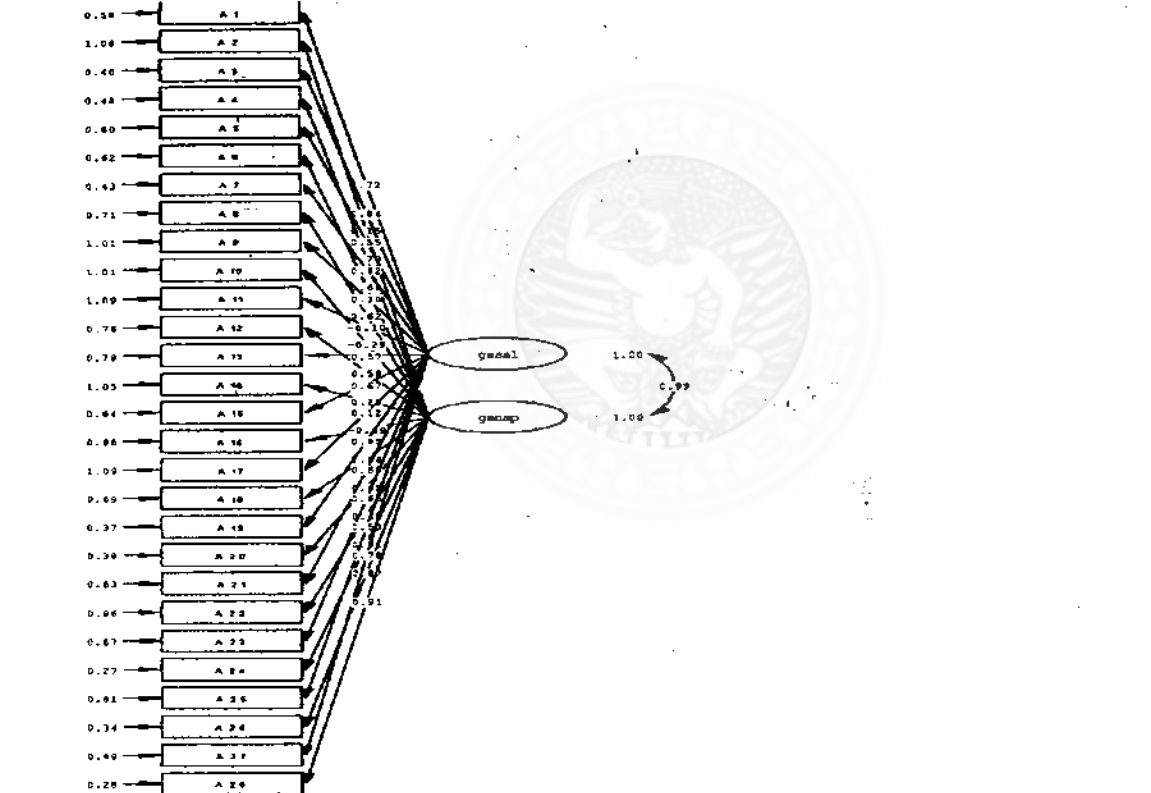
Nilai r analisis faktor konfirmatori pada item 24



Nilai t analisis faktor konfirmatori pada item 24

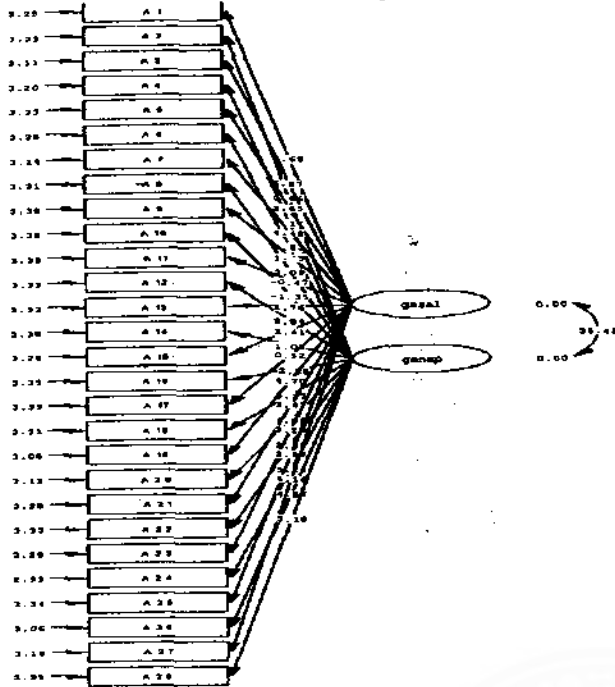


Nilai r analisis faktor konfirmatori pada item 28



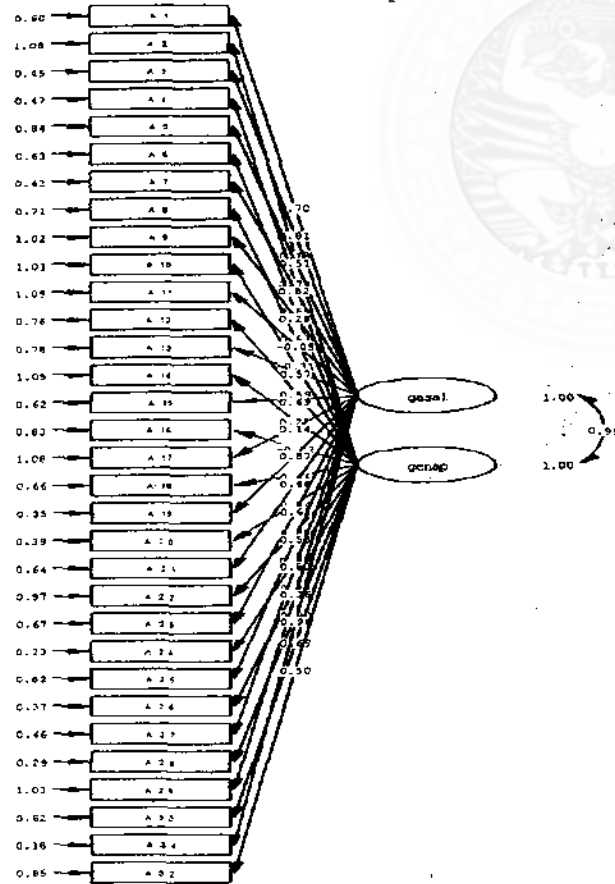
Chi-Square=426.61, df=349, P-value=0.00281, RMSEA=0.098

Nilai t analisis faktor konfirmatori pada item 28



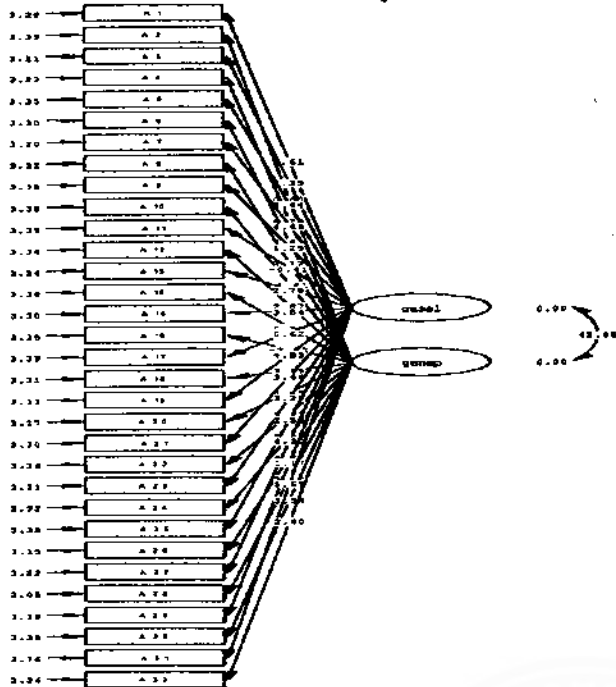
Chi-Square=426.51, df=349, P-value=0.00281, RMSEA=0.098

Nilai r analisis faktor konfirmatori pada item 32



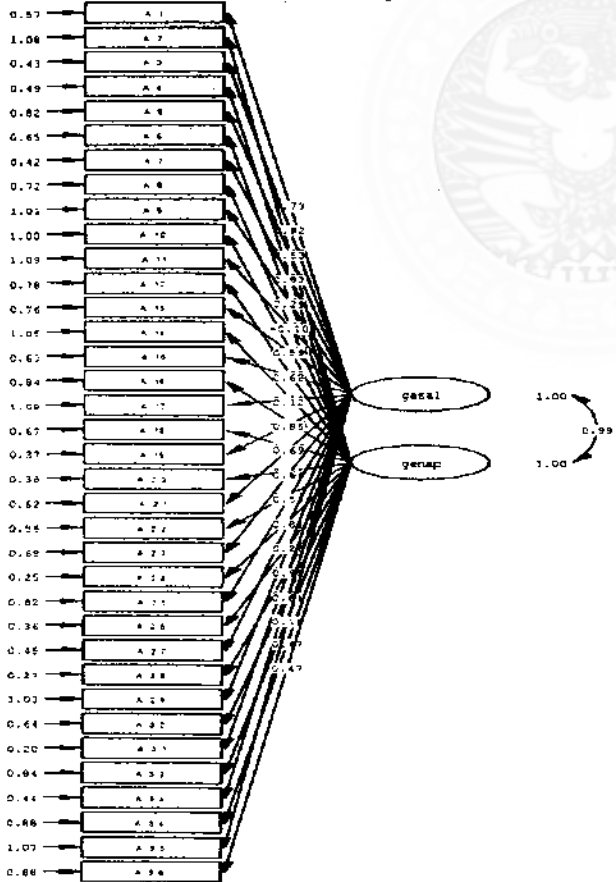
Chi-Square=562.75, df=463, P-value=0.00100, RMSEA=0.097

Nilai t analisis faktor konfirmatori pada item 32



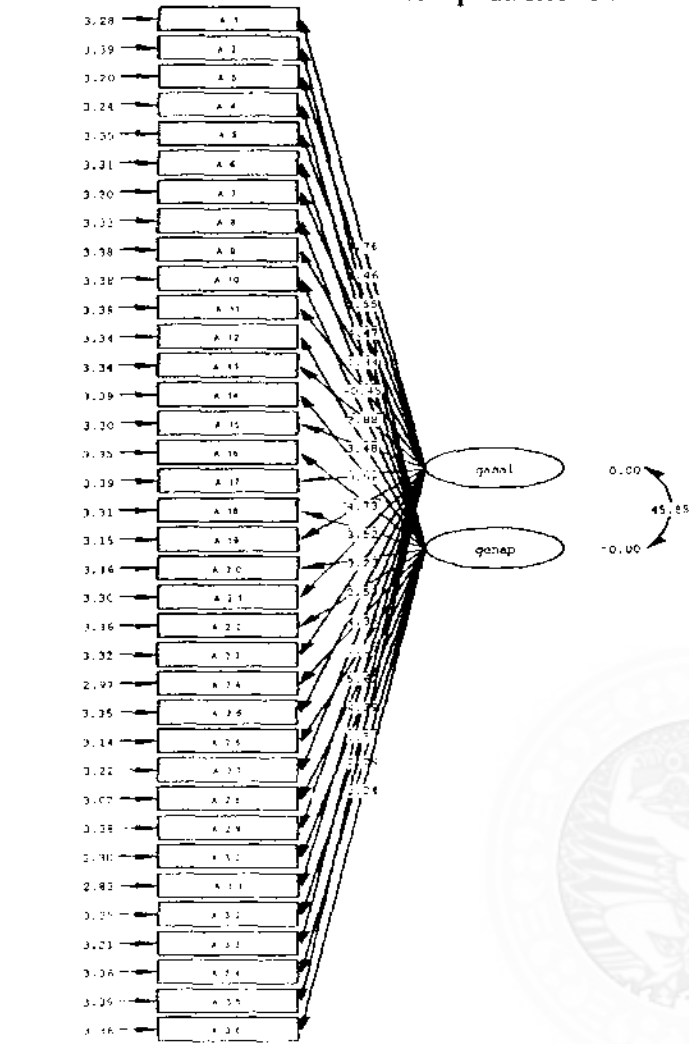
Chi-Square=562.75, df=463, P-value=0.00100, RMSEA=0.097

Nilai r analisis faktor konfirmatori pada item 36



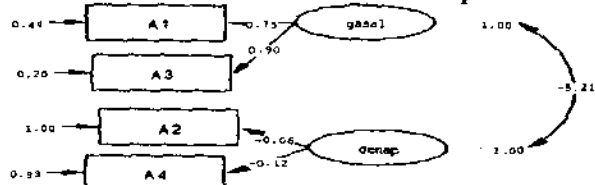
Chi-Square=830.22, df=593, P-value=0.00000, RMSEA=0.132

Nilai t analisis faktor konfirmatori pada item 36

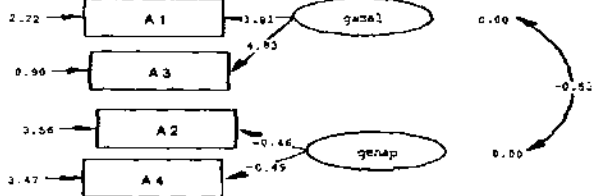


Lampiran 34
Kasus 26 gasal genap

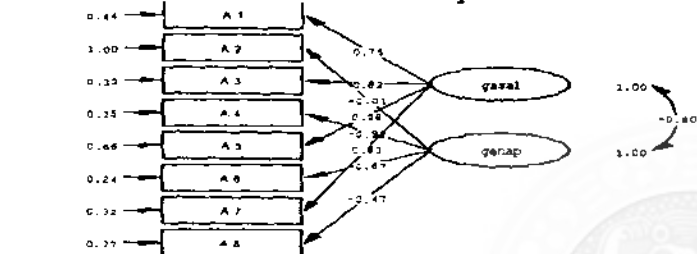
Nilai r analisis faktor konfirmatori pada item 4



Nilai t analisis faktor konfirmatori pada item 4

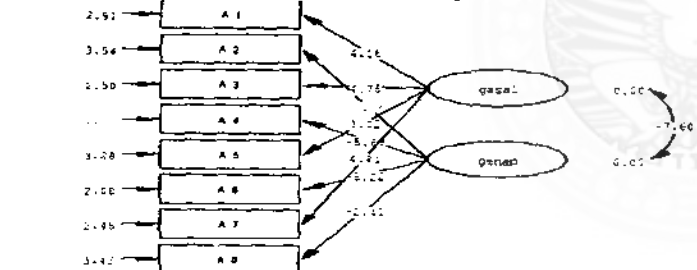


Nilai r analisis faktor konfirmatori pada item 8



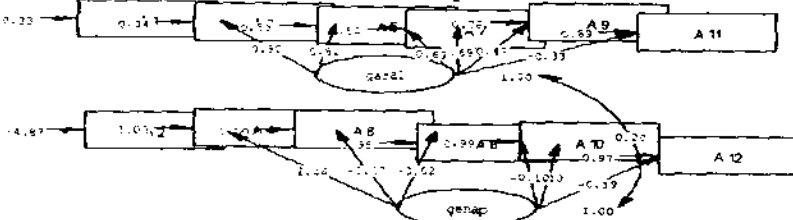
Chi-Square=23.85, df=19, P-Value=0.01912, RMSEA=0.177

Nilai t analisis faktor konfirmatori pada item 8

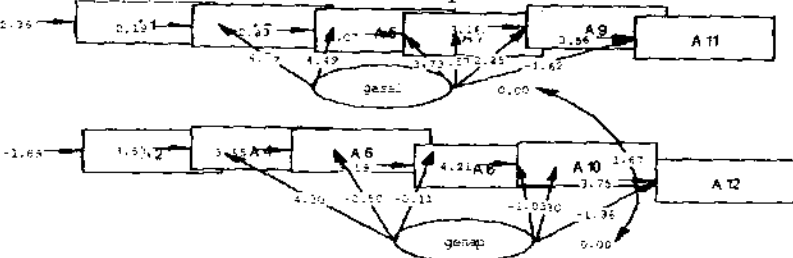


Chi-Square=23.85, df=19, P-Value=0.01912, RMSEA=0.177

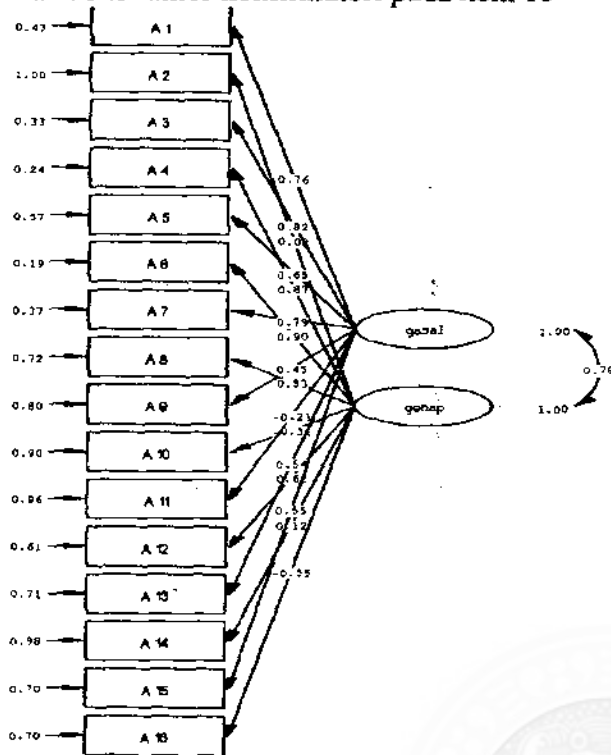
Nilai r analisis faktor konfirmatori pada item 12



Nilai t analisis faktor konfirmatori pada item 12

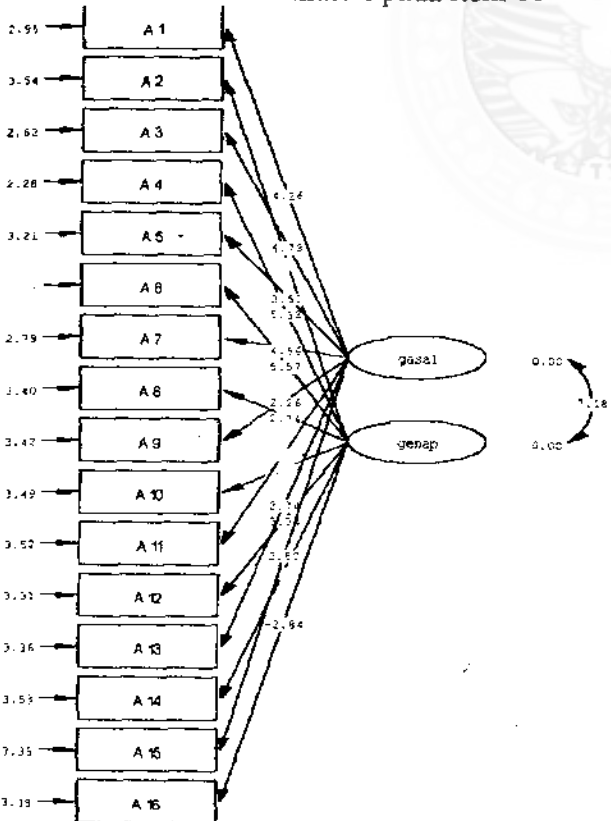


Nilai r analisis faktor konfirmatori pada item 16



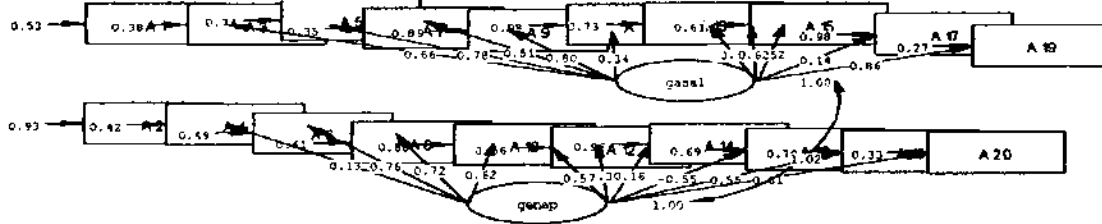
Chi-Square=188.18, df=103, P-value=0.00000, RMSEA=0.182

Nilai t analisis faktor konfirmatori pada item 16

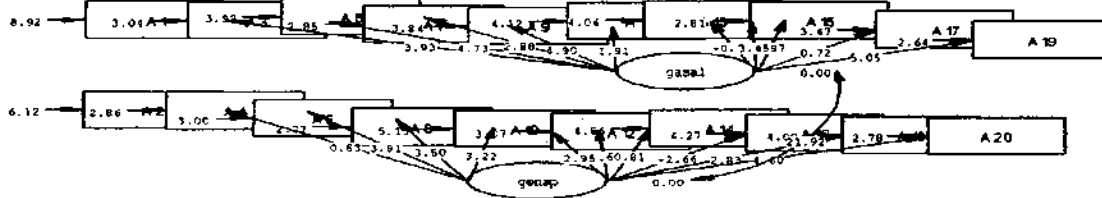


Chi-Square=188.16, df=103, P-Value=0.00000, RMSEA=0.182

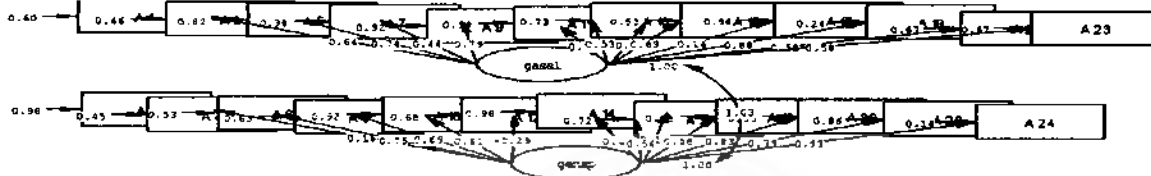
Nilai r analisis faktor konfirmatori pada item 20



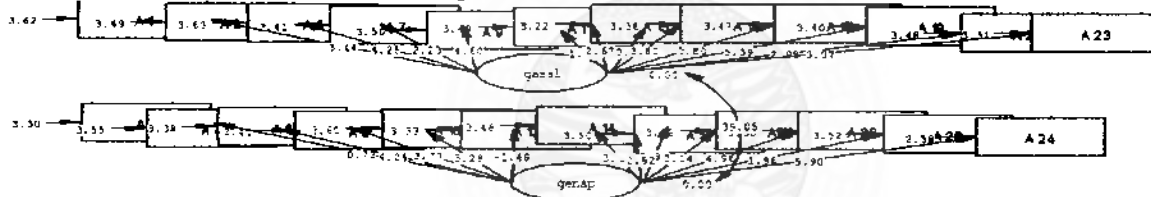
Nilai t analisis faktor konfirmatori pada item 20



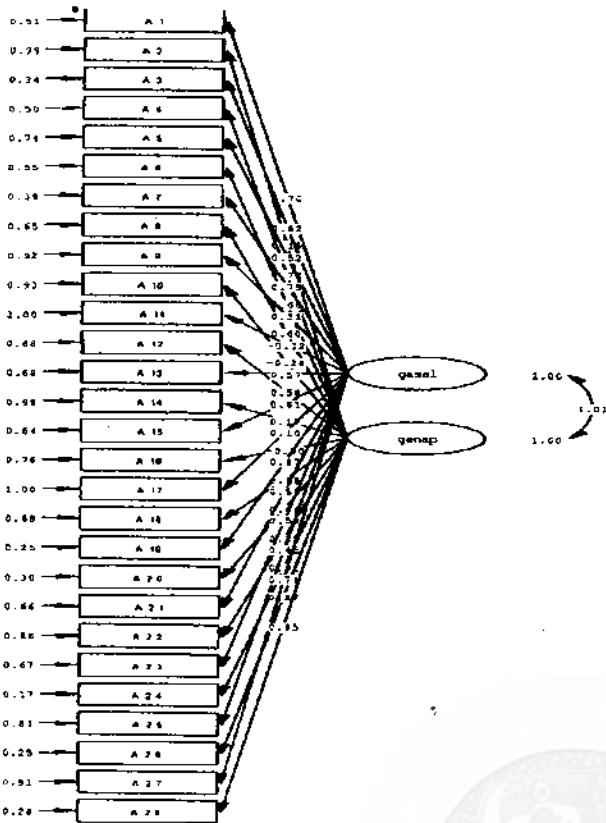
Nilai r analisis faktor konfirmatori pada item 24



Nilai t analisis faktor konfirmatori pada item 24

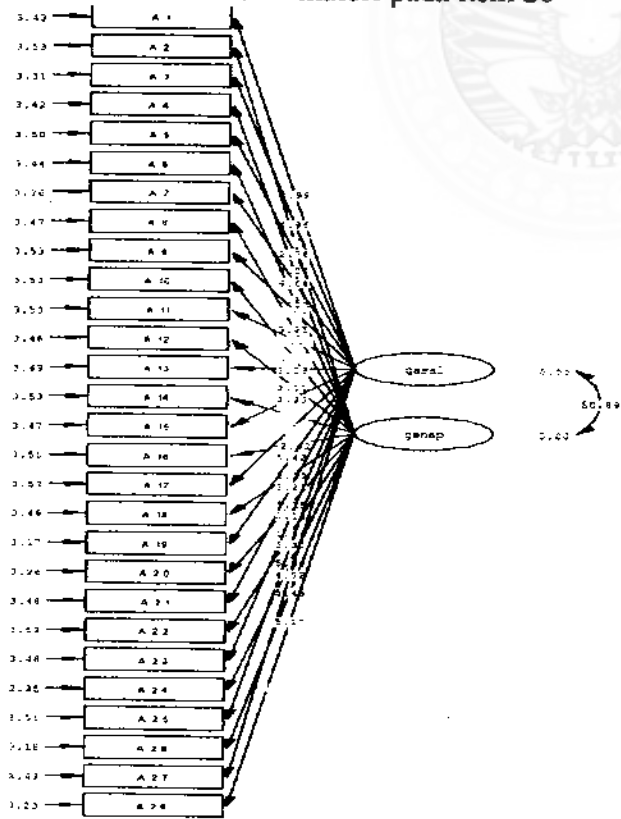


Nilai r analisis faktor konfirmatori pada item 28



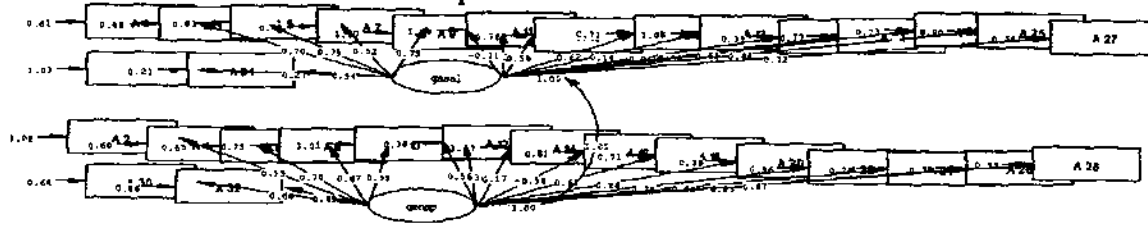
Chi-Square=569.38, df=343, P-value=0.00000, RMSEA=0.159

Nilai t analisis faktor konfirmatori pada item 28

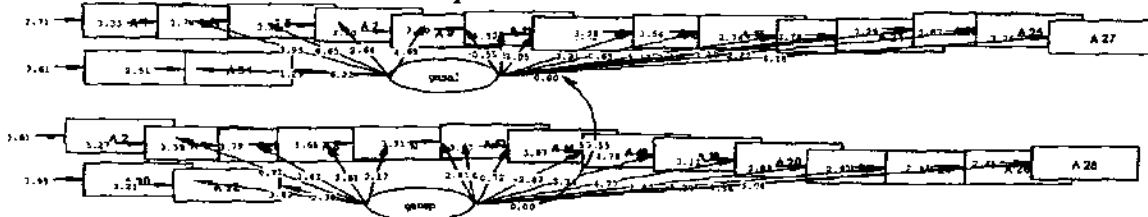


Chi-Square=569.38, df=343, P-value=0.00000, RMSEA=0.159

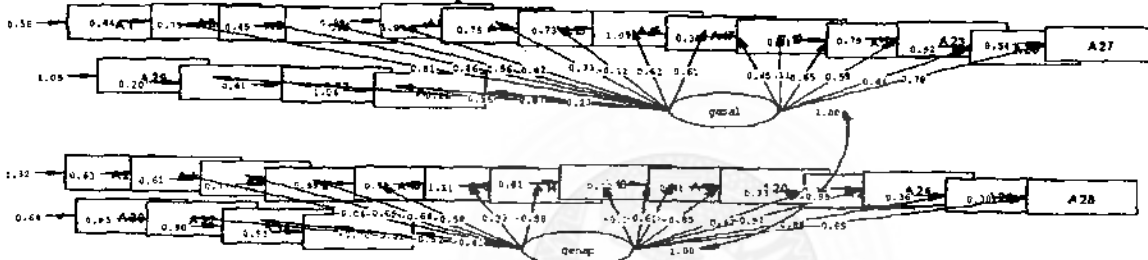
Nilai r analisis faktor konfirmatori pada item 32



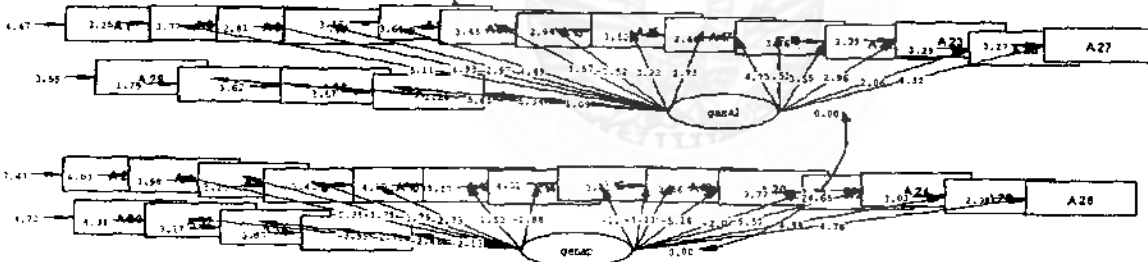
Nilai t analisis faktor konfirmatori pada item 32



Nilai r analisis faktor konfirmatori pada item 36

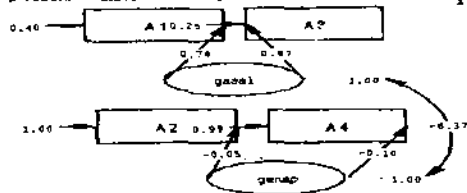


Nilai t analisis faktor konfirmatori pada item 36

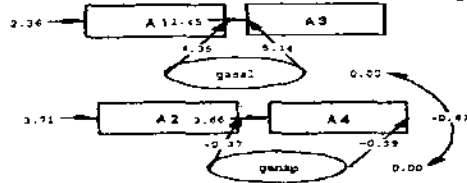


Kasus 28 gasal genap

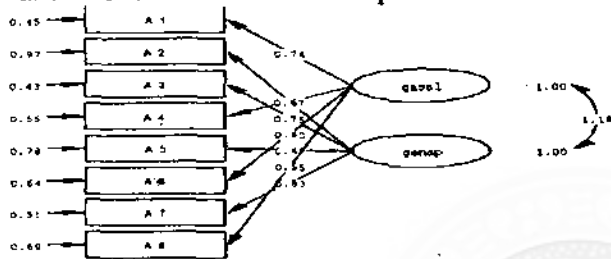
Nilai r analisis faktor konfirmatori pada item 4



Nilai t analisis faktor konfirmatori pada item 4

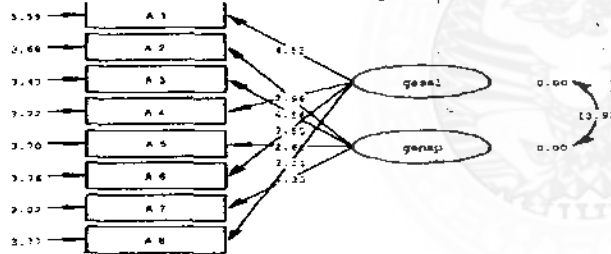


Nilai r analisis faktor konfirmatori pada item 8



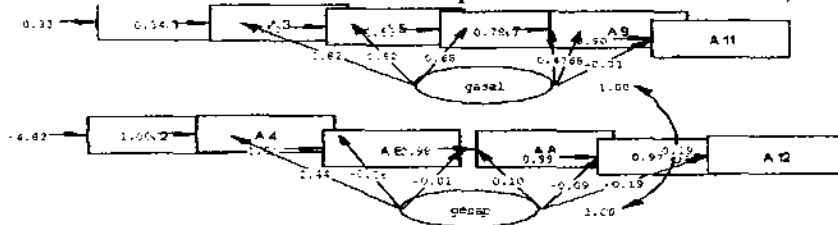
Chi-Square=34.10, df=19, P-value=0.01767, RMSEA=0.172

Nilai t analisis faktor konfirmatori pada item 8

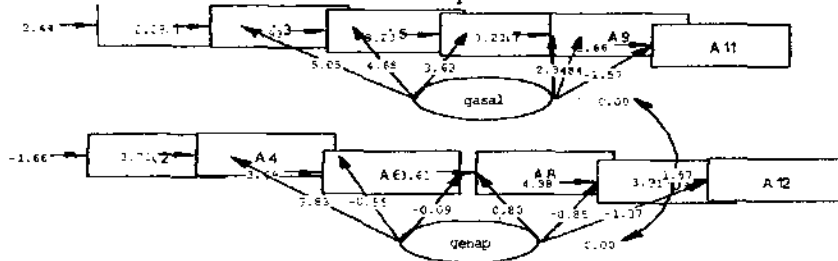


Chi-Square=34.10, df=19, P-value=0.01767, RMSEA=0.172

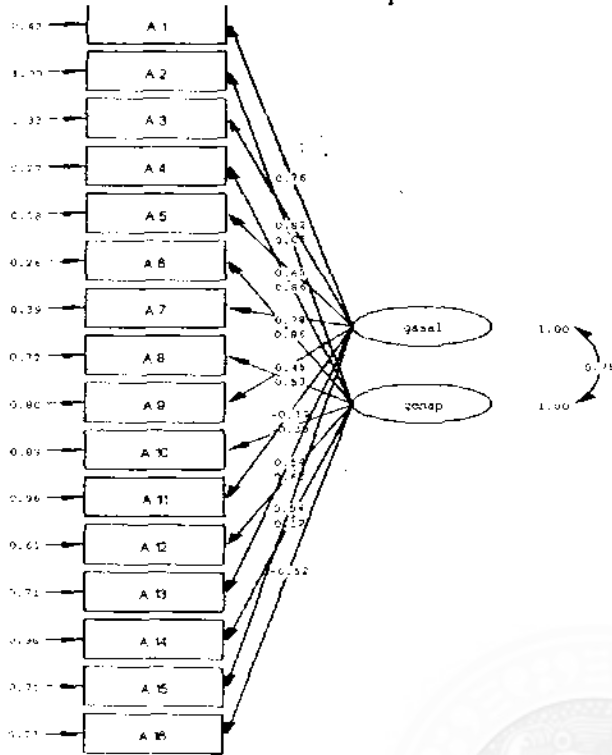
Nilai r analisis faktor konfirmatori pada item 12



Nilai t analisis faktor konfirmatori pada item 12

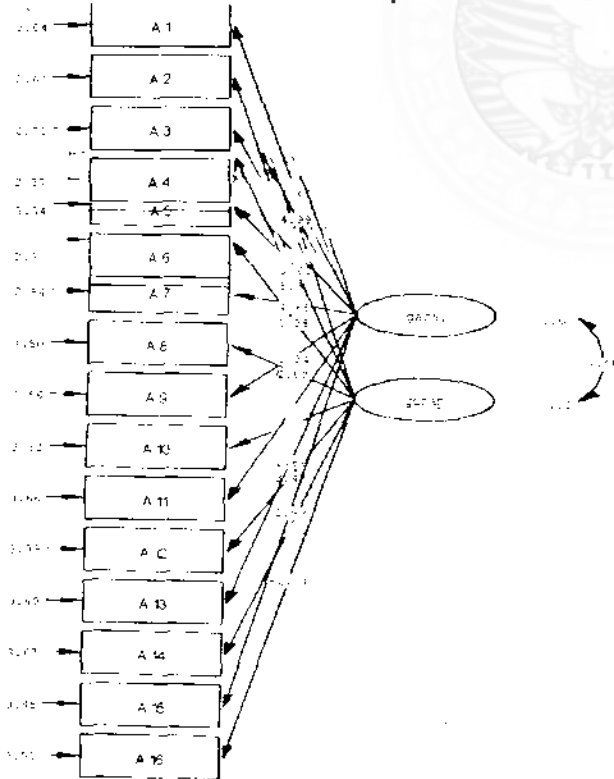


Nilai r analisis faktor konfirmatori pada item 16



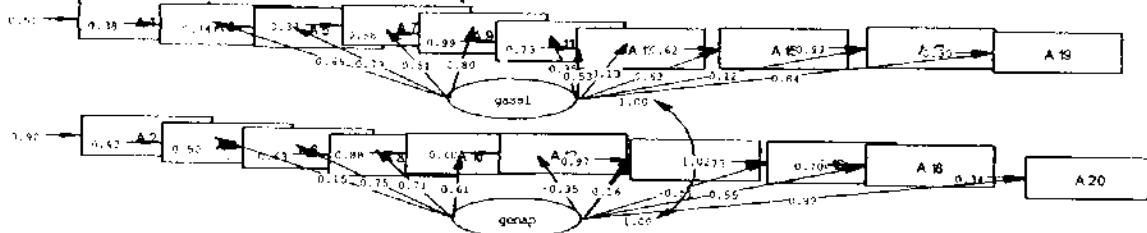
R²=0.42, GFI=0.92, NFI=0.95, FIML=0.98, RMSEA=0.05

Nilai t analisis faktor konfirmatori pada item 16

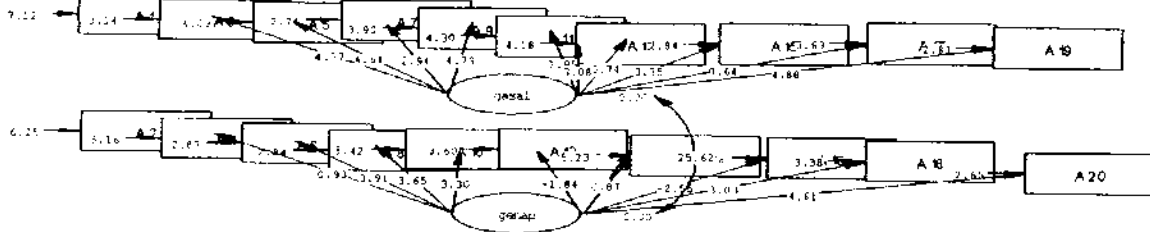


R²=0.42, GFI=0.92, NFI=0.95, FIML=0.98, RMSEA=0.05

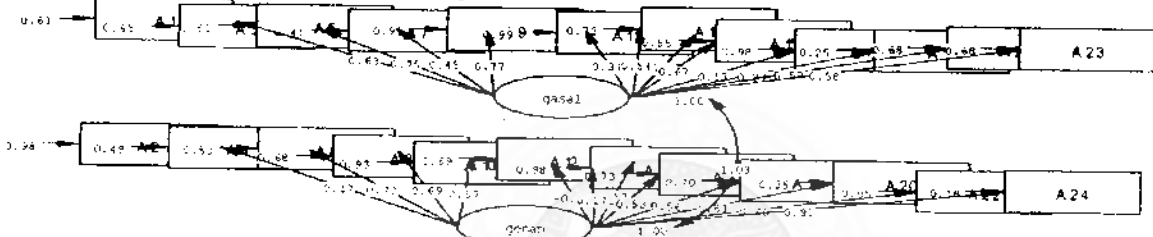
Nilai r analisis faktor konfirmatori pada item 20



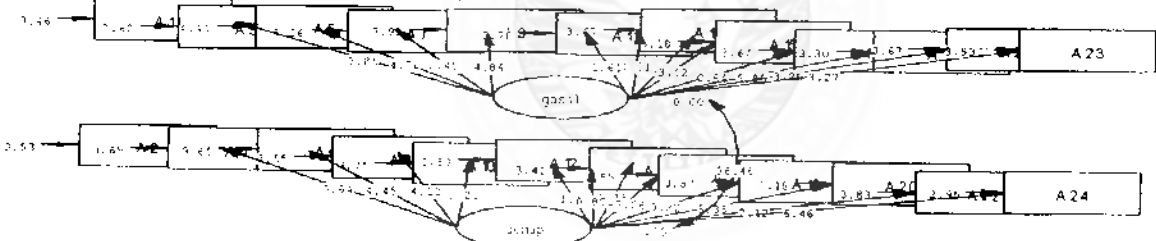
Nilai t analisis faktor konfirmatori pada item 20



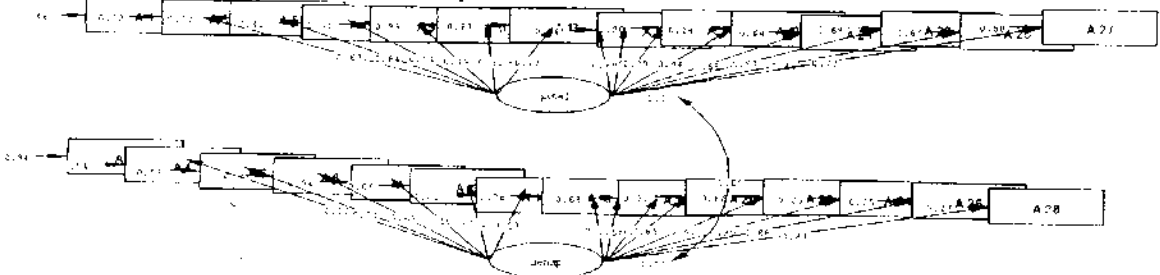
Nilai r analisis faktor konfirmatori pada item 24



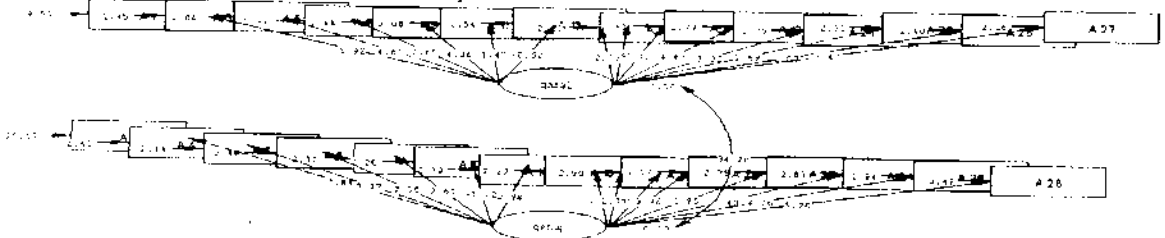
Nilai t analisis faktor konfirmatori pada item 24



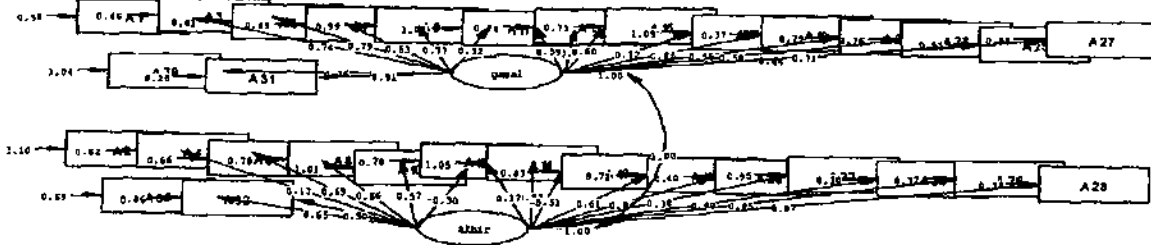
Nilai r analisis faktor konfirmatori pada item 28



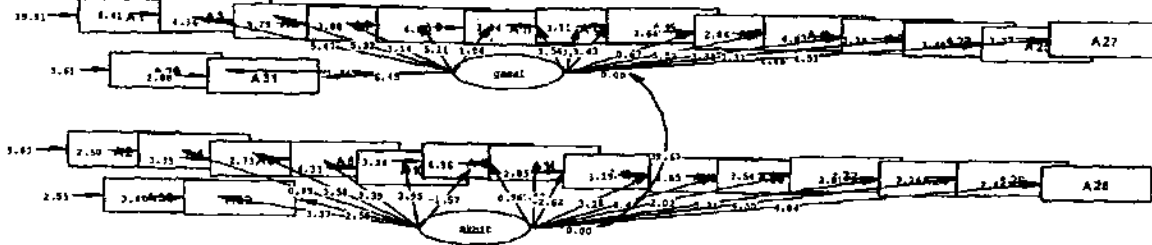
Nilai t analisis faktor konfirmatori pada item 28



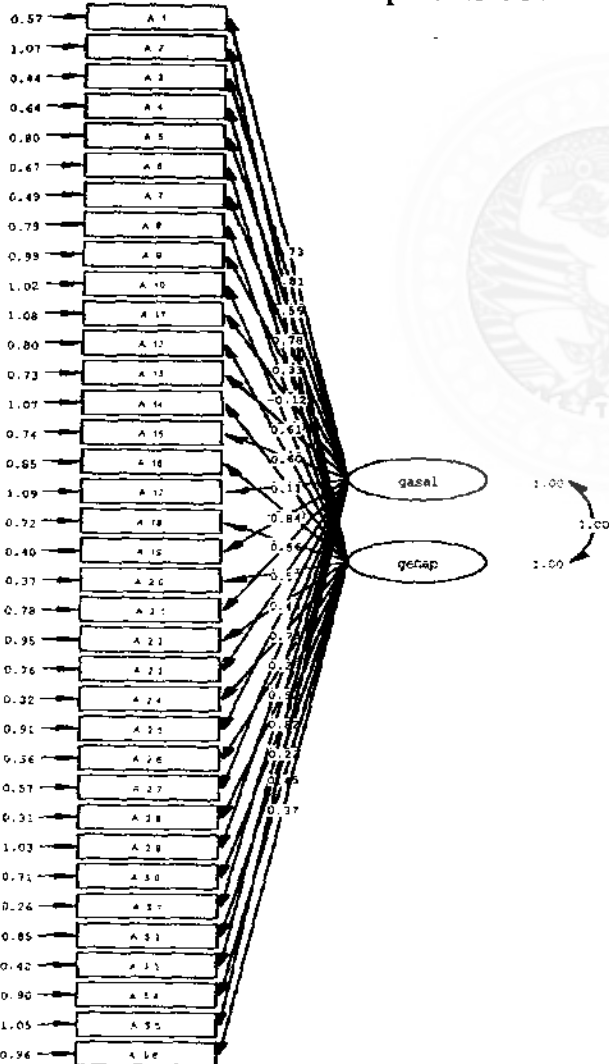
Nilai r analisis faktor konfirmatori pada item 32



Nilai t analisis faktor konfirmatori pada item 32

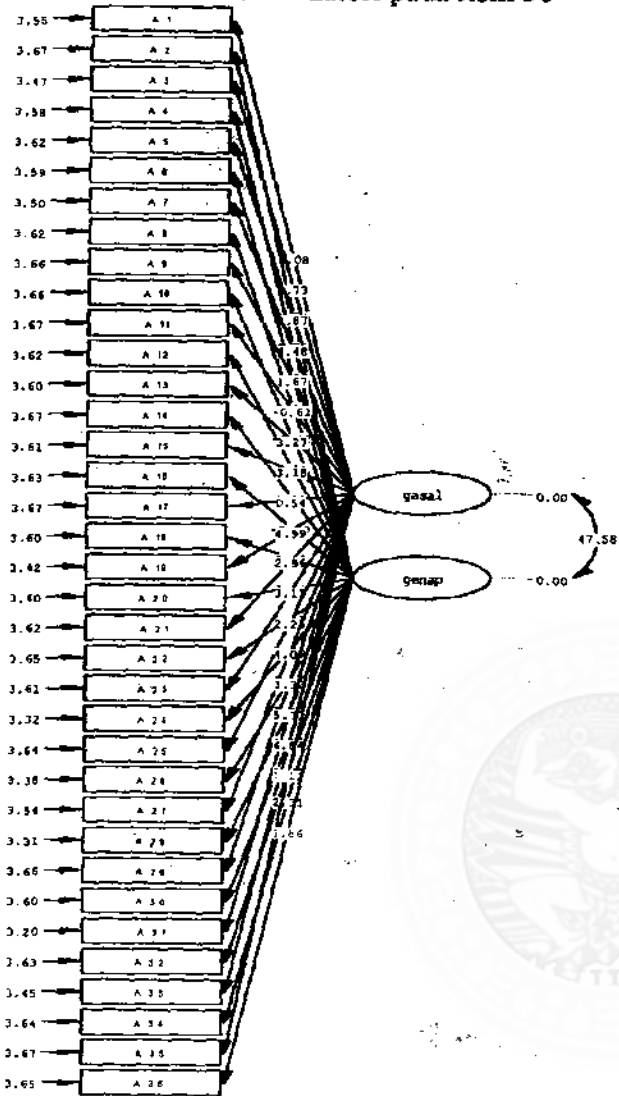


Nilai r analisis faktor konfirmatori pada item 36



Chi-Square=819.60, df=593, P-value=0.00000, RMSEA=0.119

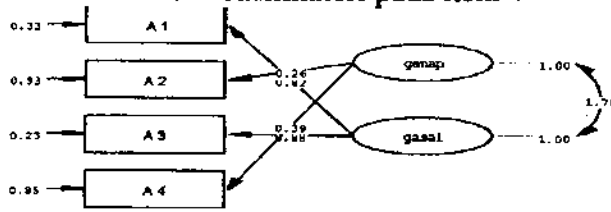
Nilai t analisis faktor konfirmatori pada item 36



Lampiran 36

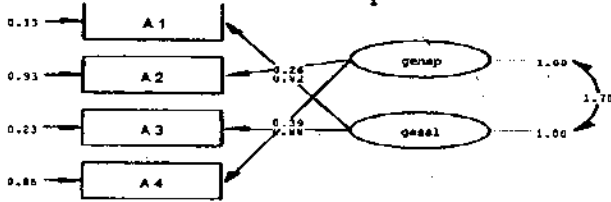
Kasus 30 gasal genap

Nilai r analisis faktor konfirmatori pada item 4



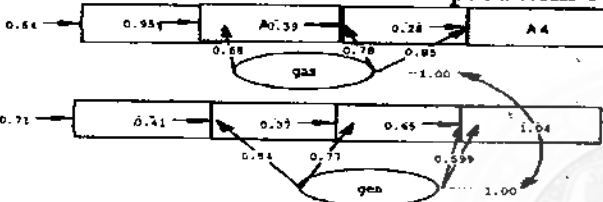
Chi-Square=0.85, df=1, P-value=0.35682, RMSEA=0.000

Nilai t analisis faktor konfirmatori pada item 4

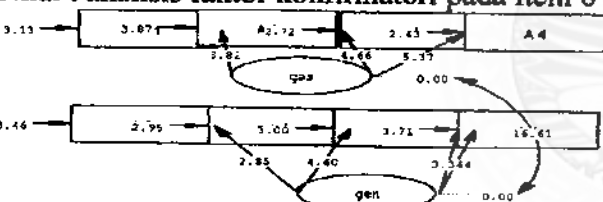


Chi-Square=0.85, df=1, P-value=0.35682, RMSEA=0.000

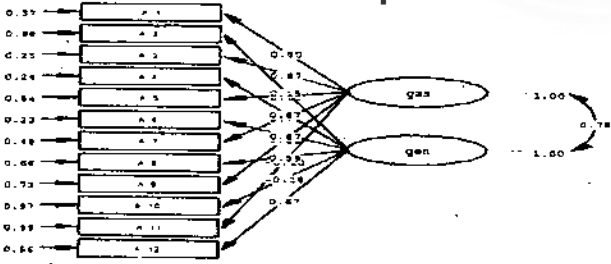
Nilai r analisis faktor konfirmatori pada item 8



Nilai t analisis faktor konfirmatori pada item 8

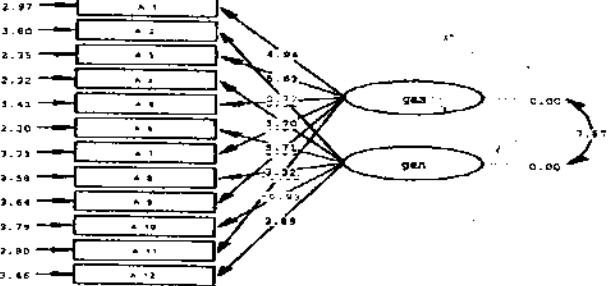


Nilai r analisis faktor konfirmatori pada item 12



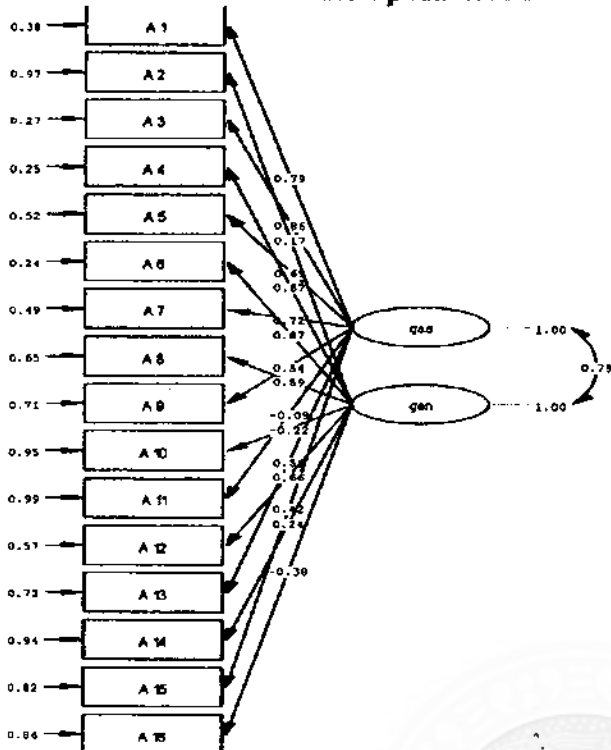
Chi-Square=102.01, df=53, P-value=0.00006, RMSEA=0.179

Nilai t analisis faktor konfirmatori pada item 12



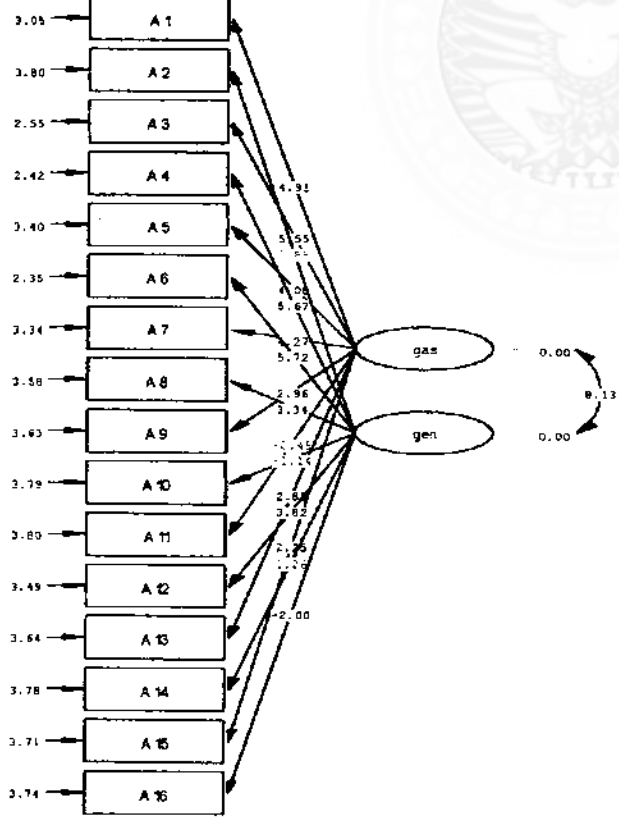
Chi-Square=102.01, df=53, P-value=0.00006, RMSEA=0.179

Nilai r analisis faktor konfirmatori pada item 16



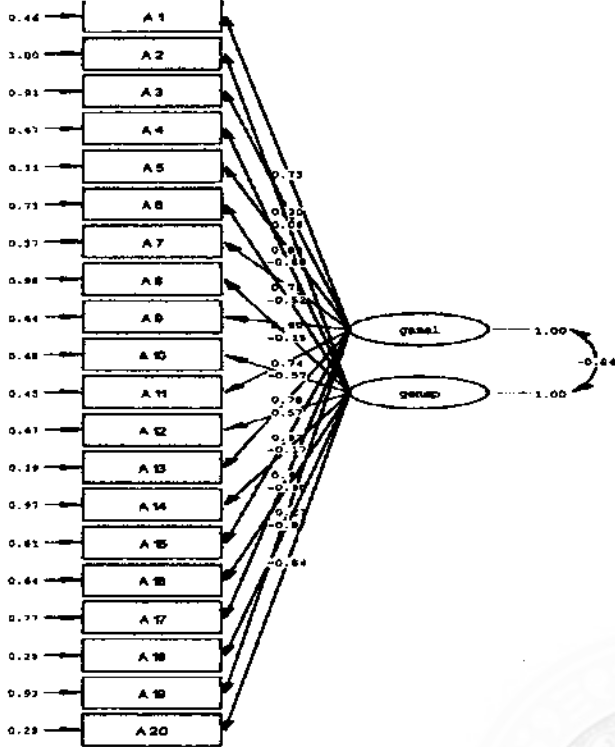
Chi-Square=187.80, df=103, P-value=0.00000, RMSEA=0.168

Nilai t analisis faktor konfirmatori pada item 16

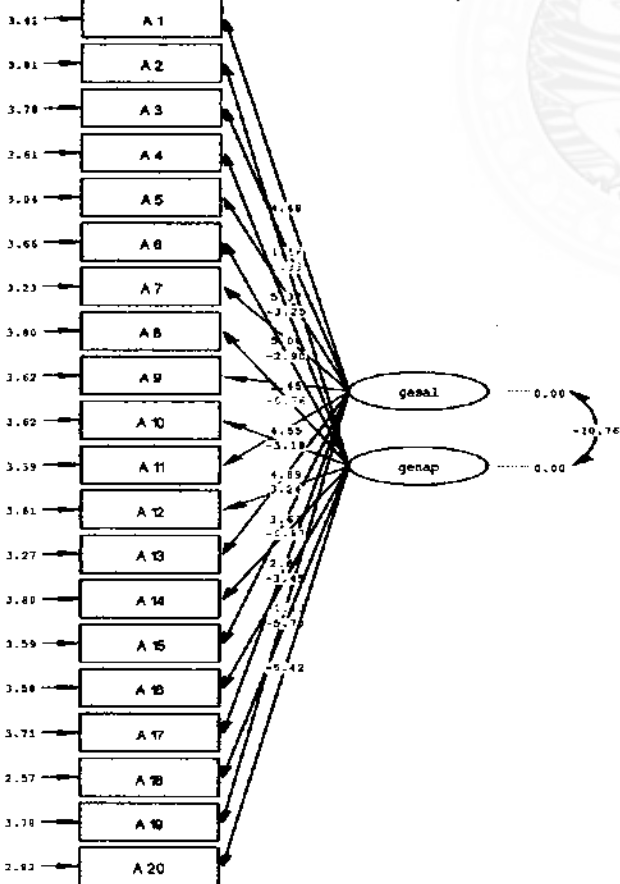


Chi-Square=187.80, df=103, P-value=0.00000, RMSEA=0.168

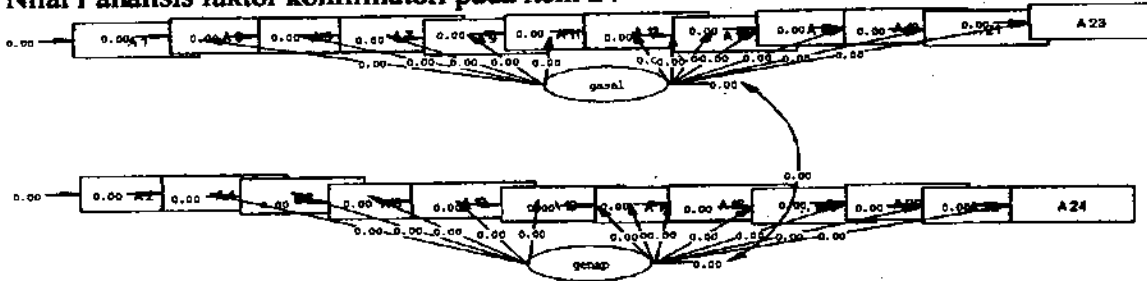
Nilai r analisis faktor konfirmatori pada item 20



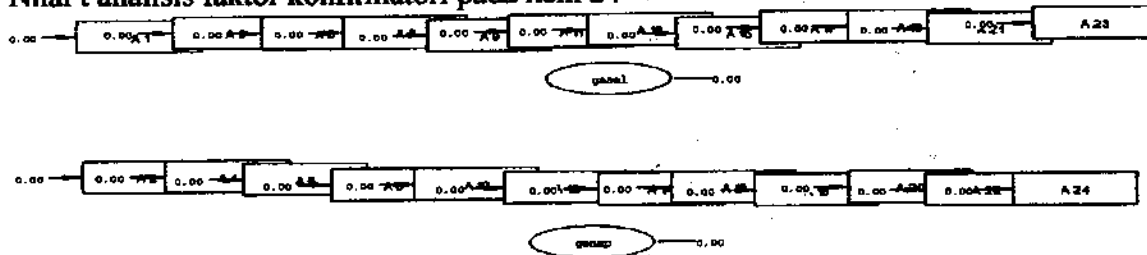
Nilai t analisis faktor konfirmatori pada item 20



Nilai r analisis faktor konfirmatori pada item 24



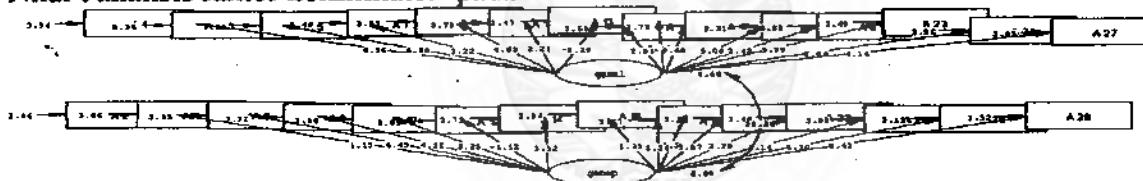
Nilai t analisis faktor konfirmatori pada item 24



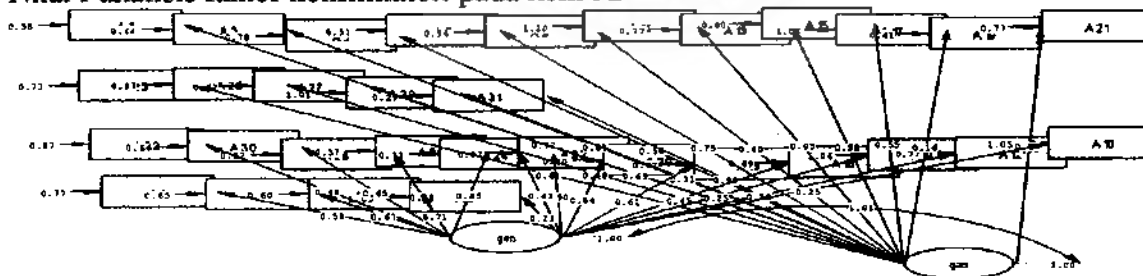
Nilai r analisis faktor konfirmatori pada item 28



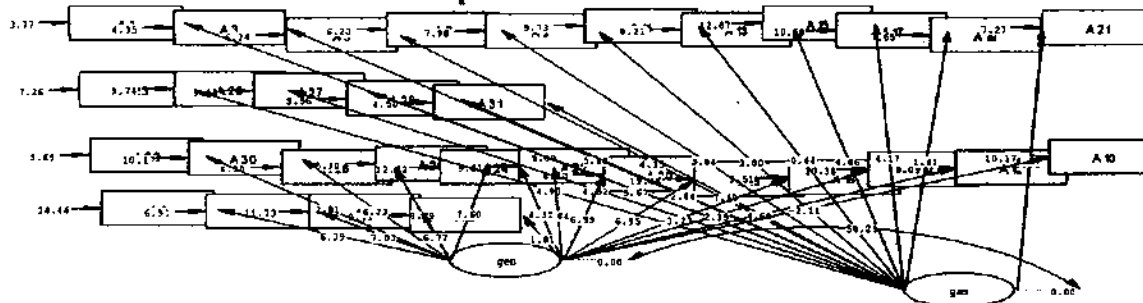
Nilai t analisis faktor konfirmatori pada item 28



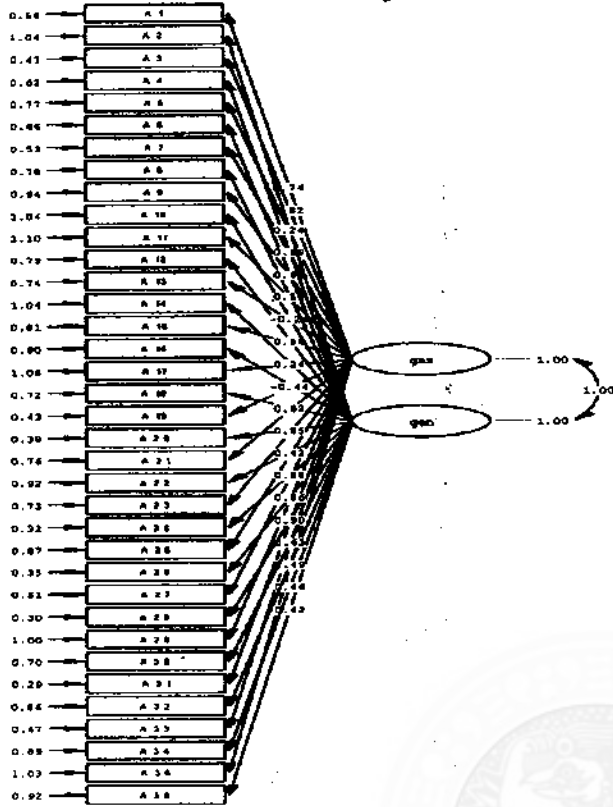
Nilai r analisis faktor konfirmatori pada item 32



Nilai t analisis faktor konfirmatori pada item 32

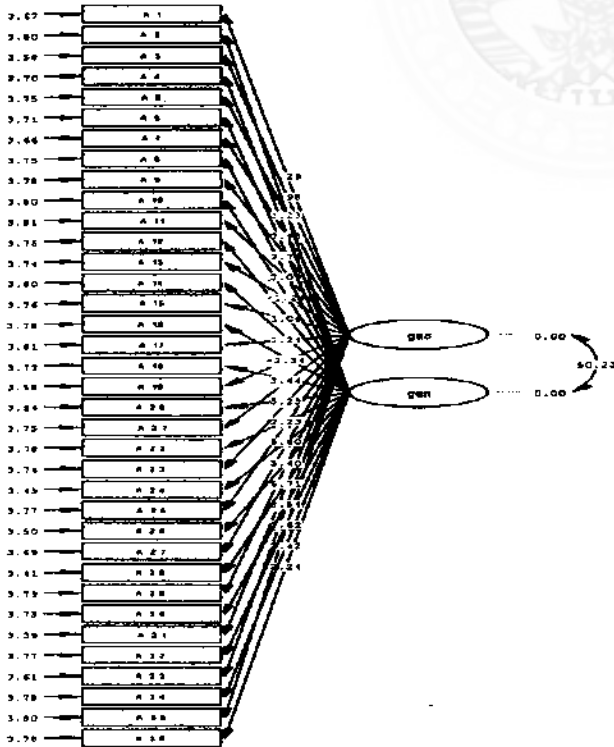


Nilai r analisis faktor konfirmatori pada item 36



Chi-Square=838.61, df=593, P-value=0.00000, RMSEA=0.120

Nilai t analisis faktor konfirmatori pada item 36



Chi-Square=838.61, df=593, P-value=0.00000, RMSEA=0.120

Lampiran 37

Transformasi Nilai r ke Nilai t Metode Konvensional Teknik Belah Dua Awal Akhir

| Kasus | | Item 36 | | | | | |
|-------|--------|---------|--------|--------|--------|--------|--|
| 30 | 0.9191 | 3.5807 | 0.9002 | 3.5403 | 0.8503 | 3.4277 | |
| 28 | 0.9326 | 3.4777 | 0.8983 | 3.4075 | 0.8736 | 3.3547 | |
| 26 | 0.9412 | 3.3576 | 0.9065 | 3.2903 | 0.8890 | 3.2549 | |
| 24 | 0.9499 | 3.2303 | 0.9168 | 3.1697 | 0.9046 | 3.1466 | |
| 22 | 0.9445 | 3.0708 | 0.9092 | 3.0085 | 0.8948 | 2.9821 | |
| 20 | 0.9530 | 2.9270 | 0.9204 | 2.8732 | 0.9102 | 2.8558 | |
| 18 | 0.9493 | 2.7539 | 0.9032 | 2.6811 | 0.9034 | 2.6814 | |
| 16 | 0.9588 | 2.5895 | 0.9114 | 2.5204 | 0.9208 | 2.5345 | |
| 14 | 0.9663 | 2.4072 | 0.9194 | 2.3446 | 0.9348 | 2.3656 | |
| Kasus | | Item 32 | | | | | |
| 30 | 0.8883 | 3.5142 | 0.8721 | 3.4779 | 0.7990 | 3.3031 | |
| 28 | 0.9027 | 3.4167 | 0.8702 | 3.3473 | 0.8227 | 3.2395 | |
| 26 | 0.9146 | 3.3063 | 0.8817 | 3.2399 | 0.8426 | 3.1567 | |
| 24 | 0.9266 | 3.1880 | 0.8943 | 3.1267 | 0.8633 | 3.0651 | |
| 22 | 0.9223 | 3.0320 | 0.8902 | 2.9736 | 0.8559 | 2.9080 | |
| 20 | 0.9362 | 2.8996 | 0.9053 | 2.8474 | 0.8801 | 2.8030 | |
| 18 | 0.9460 | 2.7489 | 0.9018 | 2.6788 | 0.8975 | 2.6717 | |
| 16 | 0.9536 | 2.5822 | 0.9082 | 2.5156 | 0.9113 | 2.5203 | |
| 14 | 0.9522 | 2.3888 | 0.9048 | 2.3242 | 0.9088 | 2.3298 | |
| Kasus | | Item 28 | | | | | |
| 30 | 0.9033 | 3.5470 | 0.9032 | 3.5468 | 0.8237 | 3.3643 | |
| 28 | 0.9306 | 3.4737 | 0.9281 | 3.4687 | 0.8701 | 3.3470 | |
| 26 | 0.9216 | 3.3204 | 0.9171 | 3.3112 | 0.855 | 3.1836 | |
| 24 | 0.9385 | 3.2098 | 0.9328 | 3.1994 | 0.8841 | 3.1067 | |
| 22 | 0.9349 | 3.0542 | 0.9281 | 3.0422 | 0.8777 | 2.9501 | |
| 20 | 0.9374 | 2.9016 | 0.9312 | 2.8913 | 0.8821 | 2.8066 | |
| 18 | 0.9231 | 2.7132 | 0.9141 | 2.6988 | 0.8572 | 2.6033 | |
| 16 | 0.9326 | 2.5519 | 0.9233 | 2.5382 | 0.8737 | 2.4618 | |
| 14 | 0.9381 | 2.3700 | 0.9323 | 2.3622 | 0.8835 | 2.2936 | |
| Kasus | | Item 24 | | | | | |
| 30 | 0.8751 | 3.4847 | 0.872 | 3.4777 | 0.7779 | 3.2490 | |
| 28 | 0.8773 | 3.3627 | 0.8773 | 3.3627 | 0.7814 | 3.1390 | |
| 26 | 0.8858 | 3.2484 | 0.8858 | 3.2484 | 0.7951 | 3.0489 | |
| 24 | 0.9048 | 3.1469 | 0.9047 | 3.1467 | 0.8261 | 2.9870 | |
| 22 | 0.8975 | 2.9871 | 0.8974 | 2.9869 | 0.8141 | 2.8234 | |
| 20 | 0.9117 | 2.8584 | 0.9095 | 2.8546 | 0.8378 | 2.7246 | |
| 18 | 0.8964 | 2.6699 | 0.8911 | 2.6611 | 0.8123 | 2.5220 | |
| 16 | 0.8976 | 2.4993 | 0.8923 | 2.4911 | 0.8142 | 2.3624 | |
| 14 | 0.9007 | 2.3184 | 0.8941 | 2.3089 | 0.8194 | 2.1956 | |
| Kasus | | Item 20 | | | | | |
| 30 | 0.8409 | 3.4056 | 0.809 | 3.3281 | 0.7255 | 3.1073 | |
| 28 | 0.8284 | 3.2529 | 0.8104 | 3.2104 | 0.707 | 2.9436 | |
| 26 | 0.8282 | 3.1248 | 0.8099 | 3.0833 | 0.7067 | 2.8273 | |
| 24 | 0.8638 | 3.0661 | 0.8486 | 3.0348 | 0.7602 | 2.8386 | |
| 22 | 0.8445 | 2.8854 | 0.8243 | 2.8446 | 0.7309 | 2.6389 | |
| 20 | 0.8341 | 2.7175 | 0.8147 | 2.6797 | 0.7155 | 2.4688 | |
| 18 | 0.8566 | 2.6022 | 0.8339 | 2.5618 | 0.7491 | 2.3982 | |

| | | | | | | |
|-------|--------|--------|---------|--------|--------|--------|
| 16 | 0.8661 | 2.4496 | 0.8442 | 2.4136 | 0.7638 | 2.2712 |
| 14 | 0.8678 | 2.2704 | 0.8499 | 2.2434 | 0.7665 | 2.1074 |
| Kasus | | | Item 16 | | | |
| 30 | 0.7808 | 3.2565 | 0.6554 | 2.9006 | 0.6405 | 2.8540 |
| 28 | 0.7058 | 2.9403 | 0.5653 | 2.5093 | 0.5453 | 2.4411 |
| 26 | 0.7023 | 2.8156 | 0.5608 | 2.3963 | 0.5412 | 2.3317 |
| 24 | 0.7587 | 2.8350 | 0.6159 | 2.4597 | 0.6112 | 2.4461 |
| 22 | 0.7687 | 2.7255 | 0.6396 | 2.4097 | 0.6243 | 2.3683 |
| 20 | 0.7518 | 2.5495 | 0.6191 | 2.2333 | 0.6024 | 2.1892 |
| 18 | 0.6693 | 2.2249 | 0.5152 | 1.8320 | 0.5029 | 1.7971 |
| 16 | 0.7496 | 2.2442 | 0.5737 | 1.8619 | 0.5995 | 1.9239 |
| 14 | 0.744 | 2.0678 | 0.571 | 1.7177 | 0.5923 | 1.7654 |
| Kasus | | | Item 12 | | | |
| 30 | 0.7459 | 3.1638 | 0.7083 | 3.0585 | 0.5948 | 2.7050 |
| 28 | 0.6678 | 2.8318 | 0.6219 | 2.6928 | 0.5013 | 2.2851 |
| 26 | 0.6715 | 2.7311 | 0.6225 | 2.5890 | 0.5055 | 2.2101 |
| 24 | 0.6581 | 2.5785 | 0.6108 | 2.4449 | 0.4905 | 2.0656 |
| 22 | 0.6774 | 2.5081 | 0.6437 | 2.4206 | 0.5121 | 2.0384 |
| 20 | 0.7310 | 2.5037 | 0.7033 | 2.4407 | 0.5760 | 2.1176 |
| 18 | 0.7261 | 2.3502 | 0.7111 | 2.3181 | 0.5700 | 1.9806 |
| 16 | 0.8157 | 2.3650 | 0.8011 | 2.3394 | 0.6888 | 2.1225 |
| 14 | 0.8454 | 2.2364 | 0.8298 | 2.2121 | 0.7322 | 2.0465 |
| Kasus | | | Item 8 | | | |
| 30 | 0.874 | 3.4822 | 0.8723 | 3.4784 | 0.7761 | 3.2443 |
| 28 | 0.8722 | 3.3516 | 0.8722 | 3.3516 | 0.7734 | 3.1195 |
| 26 | 0.8720 | 3.2197 | 0.872 | 3.2197 | 0.7731 | 2.9964 |
| 24 | 0.8771 | 3.0929 | 0.8768 | 3.0923 | 0.781 | 2.8871 |
| 22 | 0.8748 | 2.9445 | 0.8742 | 2.9434 | 0.7775 | 2.7450 |
| 20 | 0.8837 | 2.8094 | 0.8785 | 2.8001 | 0.7917 | 2.6335 |
| 18 | 0.8678 | 2.6217 | 0.8583 | 2.6052 | 0.7664 | 2.4332 |
| 16 | 0.8676 | 2.4520 | 0.8552 | 2.4319 | 0.7662 | 2.2757 |
| 14 | 0.8862 | 2.2975 | 0.8702 | 2.2740 | 0.7956 | 2.1567 |
| Kasus | | | Item 4 | | | |
| 30 | 0.6764 | 2.9647 | 0.6681 | 2.9396 | 0.5110 | 2.4078 |
| 28 | 0.5850 | 2.5747 | 0.5726 | 2.5337 | 0.4135 | 1.9484 |
| 26 | 0.5776 | 2.4503 | 0.5652 | 2.4105 | 0.4061 | 1.8433 |
| 24 | 0.5918 | 2.3888 | 0.5797 | 2.3524 | 0.4203 | 1.8174 |
| 22 | 0.5307 | 2.0964 | 0.5150 | 2.0476 | 0.3612 | 1.5193 |
| 20 | 0.4741 | 1.8175 | 0.4430 | 1.7184 | 0.3107 | 1.2588 |
| 18 | 0.3432 | 1.2935 | 0.3103 | 1.1854 | 0.2071 | 0.8112 |
| 16 | 0.3187 | 1.1362 | 0.2792 | 1.0062 | 0.1895 | 0.6966 |
| 14 | 0.3532 | 1.1537 | 0.2911 | 0.9682 | 0.2145 | 0.7265 |

Lampiran 38

Transformasi Nilai r ke Nilai t Metode Konvensional Teknik Belah Dua Gasal Genap

| | | | | | | |
|--------------|--------|--------|----------------|--------|--------|--------|
| Kasus | | | Item 36 | | | |
| 30 | 0.9478 | 3.6401 | 0.9449 | 3.6342 | 0.9009 | 3.5418 |
| 28 | 0.9509 | 3.5137 | 0.944 | 3.5002 | 0.9065 | 3.4246 |
| 26 | 0.9527 | 3.3792 | 0.9455 | 3.3657 | 0.9097 | 3.2966 |
| 24 | 0.9541 | 3.2378 | 0.9480 | 3.2269 | 0.9122 | 3.1610 |
| 22 | 0.9640 | 3.1038 | 0.9510 | 3.0819 | 0.9304 | 3.0463 |
| 20 | 0.9591 | 2.9367 | 0.9491 | 2.9207 | 0.9215 | 2.8750 |
| 18 | 0.9539 | 2.7609 | 0.9398 | 2.7393 | 0.9119 | 2.6952 |
| 16 | 0.9548 | 2.5839 | 0.9409 | 2.5640 | 0.9136 | 2.5237 |
| 14 | 0.9699 | 2.4118 | 0.9561 | 2.3939 | 0.9416 | 2.3747 |
| Kasus | | | Item 32 | | | |
| 30 | 0.9322 | 3.6081 | 0.93 | 3.6036 | 0.8731 | 3.4802 |
| 28 | 0.9319 | 3.4763 | 0.9264 | 3.4653 | 0.8724 | 3.3521 |
| 26 | 0.9348 | 3.3455 | 0.9289 | 3.3341 | 0.8776 | 3.2314 |
| 24 | 0.9361 | 3.2054 | 0.9309 | 3.1959 | 0.8799 | 3.0984 |
| 22 | 0.9416 | 3.0658 | 0.9313 | 3.0479 | 0.8897 | 2.9726 |
| 20 | 0.9412 | 2.9078 | 0.9357 | 2.8987 | 0.8889 | 2.8187 |
| 18 | 0.934 | 2.7303 | 0.9266 | 2.7187 | 0.8761 | 2.6359 |
| 16 | 0.9362 | 2.5572 | 0.9291 | 2.5468 | 0.8800 | 2.4716 |
| 14 | 0.9514 | 2.3877 | 0.9438 | 2.3777 | 0.9073 | 2.3277 |
| Kasus | | | Item 28 | | | |
| 30 | 0.9218 | 3.5864 | 0.9209 | 3.5845 | 0.8549 | 3.4385 |
| 28 | 0.9194 | 3.4511 | 0.9171 | 3.4464 | 0.8507 | 3.3039 |
| 26 | 0.9318 | 3.3397 | 0.9271 | 3.3307 | 0.8724 | 3.2206 |
| 24 | 0.9317 | 3.1974 | 0.9273 | 3.1892 | 0.8722 | 3.0831 |
| 22 | 0.9430 | 3.0682 | 0.9307 | 3.0466 | 0.8922 | 2.9773 |
| 20 | 0.9411 | 2.9076 | 0.9334 | 2.8949 | 0.8888 | 2.8185 |
| 18 | 0.9326 | 2.7281 | 0.921 | 2.7098 | 0.8737 | 2.6318 |
| 16 | 0.9347 | 2.5550 | 0.9234 | 2.5384 | 0.8774 | 2.4677 |
| 14 | 0.9449 | 2.3791 | 0.9319 | 2.3617 | 0.8956 | 2.3111 |
| Kasus | | | Item 24 | | | |
| 30 | 0.9088 | 3.5588 | 0.9068 | 3.5545 | 0.8329 | 3.3865 |
| 28 | 0.9107 | 3.4333 | 0.9022 | 3.4157 | 0.8361 | 3.2707 |
| 26 | 0.9183 | 3.3136 | 0.909 | 3.2952 | 0.8489 | 3.1704 |
| 24 | 0.9276 | 3.1898 | 0.9201 | 3.1759 | 0.8650 | 3.0685 |
| 22 | 0.9382 | 3.0599 | 0.9201 | 3.0281 | 0.8836 | 2.9612 |
| 20 | 0.9311 | 2.8911 | 0.9173 | 2.8679 | 0.8711 | 2.7867 |
| 18 | 0.9271 | 2.7195 | 0.9077 | 2.6884 | 0.8642 | 2.6155 |
| 16 | 0.9320 | 2.5510 | 0.9134 | 2.5234 | 0.8726 | 2.4601 |
| 14 | 0.9560 | 2.3938 | 0.9299 | 2.3590 | 0.9158 | 2.3396 |
| Kasus | | | Item 20 | | | |
| 30 | 0.8659 | 3.4638 | 0.8572 | 3.4438 | 0.7635 | 3.2111 |
| 28 | 0.8761 | 3.3601 | 0.8508 | 3.3042 | 0.7795 | 3.1348 |
| 26 | 0.8854 | 3.2476 | 0.8567 | 3.1873 | 0.7943 | 3.0470 |
| 24 | 0.8894 | 3.1171 | 0.8633 | 3.0651 | 0.8008 | 2.9319 |
| 22 | 0.9025 | 2.9963 | 0.8534 | 2.9031 | 0.8224 | 2.8406 |
| 20 | 0.8989 | 2.8363 | 0.8627 | 2.7714 | 0.8164 | 2.6831 |

| | | | | | | |
|-------|--------|--------|--------|---------|--------|--------|
| 18 | 0.8997 | 2.6754 | 0.8561 | 2.6013 | 0.8177 | 2.5321 |
| 16 | 0.9071 | 2.5139 | 0.8663 | 2.4499 | 0.8300 | 2.3897 |
| 14 | 0.9346 | 2.3653 | 0.8794 | 2.2876 | 0.8772 | 2.2844 |
| Kasus | | | | Item 16 | | |
| 30 | 0.7569 | 3.1935 | 0.7435 | 3.1572 | 0.6089 | 2.7520 |
| 28 | 0.7462 | 3.0495 | 0.7011 | 2.9272 | 0.5951 | 2.6076 |
| 26 | 0.7454 | 2.9278 | 0.6975 | 2.8026 | 0.5941 | 2.5022 |
| 24 | 0.8011 | 2.9325 | 0.7496 | 2.8133 | 0.6682 | 2.6059 |
| 22 | 0.8038 | 2.8018 | 0.7274 | 2.6307 | 0.6719 | 2.4941 |
| 20 | 0.8250 | 2.6999 | 0.7656 | 2.5791 | 0.7021 | 2.4379 |
| 18 | 0.7800 | 2.4601 | 0.7098 | 2.3153 | 0.6393 | 2.1545 |
| 16 | 0.7835 | 2.3076 | 0.7164 | 2.1791 | 0.6441 | 2.0261 |
| 14 | 0.8815 | 2.2907 | 0.7838 | 2.1370 | 0.7881 | 2.1442 |
| Kasus | | | | Item 12 | | |
| 30 | 0.8065 | 3.3219 | 0.8057 | 3.3199 | 0.6758 | 2.9629 |
| 28 | 0.7521 | 3.0649 | 0.7484 | 3.0552 | 0.6027 | 2.6321 |
| 26 | 0.7528 | 2.9464 | 0.7491 | 2.9371 | 0.6036 | 2.5316 |
| 24 | 0.7676 | 2.8560 | 0.765 | 2.8499 | 0.6228 | 2.4796 |
| 22 | 0.7725 | 2.7340 | 0.763 | 2.7128 | 0.6293 | 2.3819 |
| 20 | 0.7755 | 2.6000 | 0.7713 | 2.5911 | 0.6333 | 2.2699 |
| 18 | 0.7589 | 2.4181 | 0.7573 | 2.4149 | 0.6115 | 2.0868 |
| 16 | 0.7793 | 2.3000 | 0.7783 | 2.2981 | 0.6384 | 2.0134 |
| 14 | 0.9005 | 2.3181 | 0.8952 | 2.3105 | 0.819 | 2.1949 |
| Kasus | | | | Item 8 | | |
| 30 | 0.8585 | 3.4468 | 0.8581 | 3.4459 | 0.7521 | 3.1806 |
| 28 | 0.8405 | 3.2808 | 0.8378 | 3.2746 | 0.7249 | 2.9927 |
| 26 | 0.8409 | 3.1530 | 0.8378 | 3.1461 | 0.7255 | 2.8768 |
| 24 | 0.8478 | 3.0332 | 0.8441 | 3.0254 | 0.7358 | 2.7798 |
| 22 | 0.8677 | 2.9309 | 0.8507 | 2.8978 | 0.7664 | 2.7204 |
| 20 | 0.8548 | 2.7567 | 0.8315 | 2.7125 | 0.7464 | 2.5377 |
| 18 | 0.8358 | 2.5652 | 0.8174 | 2.5315 | 0.718 | 2.3329 |
| 16 | 0.8282 | 2.3866 | 0.8105 | 2.3560 | 0.7068 | 2.1596 |
| 14 | 0.9096 | 2.3309 | 0.8922 | 2.3062 | 0.8342 | 2.2190 |
| Kasus | | | | Item 4 | | |
| 30 | 0.8182 | 3.3508 | 0.8181 | 3.3506 | 0.6924 | 3.0122 |
| 28 | 0.7690 | 3.1083 | 0.7687 | 3.1076 | 0.6247 | 2.7015 |
| 26 | 0.7680 | 2.9840 | 0.7675 | 2.9827 | 0.6234 | 2.5917 |
| 24 | 0.7851 | 2.8964 | 0.7830 | 2.8916 | 0.6462 | 2.5457 |
| 22 | 0.7514 | 2.6865 | 0.7420 | 2.6649 | 0.6018 | 2.3060 |
| 20 | 0.7456 | 2.5360 | 0.7077 | 2.4509 | 0.5944 | 2.1678 |
| 18 | 0.7092 | 2.3140 | 0.6702 | 2.2269 | 0.5494 | 1.9261 |
| 16 | 0.6857 | 2.1160 | 0.6440 | 2.0259 | 0.5217 | 1.7307 |
| 14 | 0.7851 | 2.1392 | 0.7459 | 2.0712 | 0.6462 | 1.8801 |

Lampiran 39

Hasil Penjumlahan Belahan Awal dan Belahan Akhir Metode Konvensional

| Item | Kasus | | | | | | | | | | | | | | | | | |
|------|-------|-------|------|-------|------|-------|------|-------|------|-------|------|-------|------|-------|------|-------|------|-------|
| | 14 | | 16 | | 18 | | 20 | | 22 | | 24 | | 26 | | 28 | | 30 | |
| | Awal | Akhir | Awal | Akhir | Awal | Akhir | Awal | Akhir | Awal | Akhir | Awal | Akhir | Awal | Akhir | Awal | Akhir | Awal | Akhir |
| 4 | 124 | 112 | 280 | 278 | 162 | 147 | 182 | 168 | 189 | 182 | 206 | 190 | 223 | 213 | 243 | 233 | 311 | 309 |
| 8 | 236 | 238 | 149 | 131 | 309 | 303 | 350 | 339 | 371 | 365 | 396 | 392 | 436 | 426 | 276 | 462 | 499 | 481 |
| 12 | 359 | 306 | 421 | 345 | 462 | 398 | 522 | 440 | 556 | 476 | 588 | 521 | 641 | 564 | 694 | 615 | 727 | 637 |
| 16 | 474 | 424 | 554 | 490 | 612 | 561 | 689 | 624 | 736 | 672 | 788 | 725 | 862 | 783 | 938 | 848 | 980 | 892 |
| 20 | 572 | 582 | 666 | 671 | 743 | 760 | 840 | 830 | 895 | 901 | 963 | 973 | 1047 | 1044 | 1135 | 1131 | 1184 | 1203 |
| 24 | 665 | 741 | 766 | 864 | 860 | 976 | 962 | 1083 | 1032 | 1169 | 1109 | 1266 | 1205 | 1358 | 1309 | 1458 | 1364 | 1551 |
| 28 | 796 | 842 | 918 | 990 | 1029 | 1124 | 1147 | 1249 | 1229 | 1352 | 1318 | 1464 | 1429 | 1572 | 1550 | 1692 | 1620 | 1805 |
| 32 | 898 | 988 | 1044 | 1149 | 1173 | 1303 | 1313 | 1429 | 1408 | 1552 | 1513 | 1679 | 1645 | 1793 | 1786 | 1923 | 1872 | 2053 |
| 36 | 1040 | 1144 | 1201 | 1343 | 1347 | 1523 | 1496 | 1683 | 1605 | 1822 | 1731 | 1963 | 1874 | 2092 | 2032 | 2242 | 2135 | 2392 |

Lampiran 40

Hasil Penjumlahan Belahan Gasal dan Belahan Genap Metode Konvensional

| Item | Kasus | | | | | | | | | | | | | | | | | |
|------|-------|-------|-------|-------|-------|-------|-------|-------|-------|-------|-------|-------|-------|-------|-------|-------|-------|-------|
| | 14 | | 16 | | 18 | | 20 | | 22 | | 24 | | 26 | | 28 | | 30 | |
| | Gasal | Genap | Gasal | Genap | Gasal | Genap | Gasal | Genap | Gasal | Genap | Gasal | Genap | Gasal | Genap | Gasal | Genap | Gasal | Genap |
| 4 | 105 | 126 | 278 | 276 | 149 | 160 | 167 | 183 | 179 | 192 | 193 | 203 | 209 | 227 | 227 | 249 | 315 | 305 |
| 8 | 230 | 244 | 135 | 145 | 306 | 306 | 343 | 346 | 367 | 369 | 398 | 390 | 430 | 432 | 466 | 472 | 491 | 489 |
| 12 | 342 | 323 | 403 | 363 | 448 | 412 | 497 | 465 | 527 | 505 | 569 | 540 | 612 | 593 | 665 | 644 | 699 | 665 |
| 16 | 422 | 432 | 546 | 498 | 614 | 559 | 683 | 630 | 725 | 683 | 784 | 729 | 842 | 803 | 912 | 874 | 968 | 904 |
| 20 | 592 | 562 | 687 | 650 | 773 | 730 | 850 | 820 | 906 | 890 | 984 | 952 | 1058 | 1033 | 1140 | 1126 | 1213 | 1174 |
| 24 | 722 | 684 | 841 | 789 | 945 | 891 | 1045 | 1000 | 1120 | 1081 | 1218 | 1157 | 1307 | 1256 | 1403 | 1364 | 1490 | 1425 |
| 28 | 840 | 798 | 984 | 924 | 1110 | 1043 | 1229 | 1167 | 1320 | 1261 | 1433 | 1349 | 1544 | 1457 | 1658 | 1584 | 1765 | 1660 |
| 32 | 965 | 921 | 1131 | 1062 | 1277 | 1199 | 1407 | 1335 | 1514 | 1446 | 1645 | 1547 | 1767 | 1671 | 1900 | 1809 | 2022 | 1903 |
| 36 | 1101 | 1083 | 1293 | 1251 | 1458 | 1412 | 1609 | 1570 | 1732 | 1695 | 1879 | 1815 | 2012 | 1954 | 2165 | 2109 | 2305 | 2222 |

tabel 1

| | df | t_5 | t_2.5 |
|-----|-------|--------|---------|
| 1 | 1.00 | 6.3138 | 12.7062 |
| 2 | 2.00 | 2.9200 | 4.3027 |
| 3 | 3.00 | 2.3534 | 3.1824 |
| 4 | 4.00 | 2.1318 | 2.7764 |
| 5 | 5.00 | 2.0150 | 2.5706 |
| 6 | 6.00 | 1.9432 | 2.4469 |
| 7 | 7.00 | 1.8946 | 2.3646 |
| 8 | 8.00 | 1.8595 | 2.3060 |
| 9 | 9.00 | 1.8331 | 2.2622 |
| 10 | 10.00 | 1.8125 | 2.2281 |
| 11 | 11.00 | 1.7959 | 2.2010 |
| ✓12 | 12.00 | 1.7823 | 2.1788 |
| 13 | 13.00 | 1.7709 | 2.1604 |
| 14 | 14.00 | 1.7613 | 2.1448 |
| 15 | 15.00 | 1.7531 | 2.1314 |
| 16 | 16.00 | 1.7459 | 2.1199 |
| 17 | 17.00 | 1.7396 | 2.1098 |
| 18 | 18.00 | 1.7341 | 2.1009 |
| 19 | 19.00 | 1.7291 | 2.0930 |
| 20 | 20.00 | 1.7247 | 2.0860 |
| 21 | 21.00 | 1.7207 | 2.0796 |
| 22 | 22.00 | 1.7171 | 2.0739 |
| 23 | 23.00 | 1.7139 | 2.0687 |
| 24 | 24.00 | 1.7109 | 2.0639 |
| 25 | 25.00 | 1.7081 | 2.0595 |
| 26 | 26.00 | 1.7056 | 2.0555 |
| 27 | 27.00 | 1.7033 | 2.0518 |
| 28 | 28.00 | 1.7011 | 2.0484 |
| 29 | 29.00 | 1.6991 | 2.0452 |
| 30 | 30.00 | 1.6973 | 2.0423 |

EFEKTIVITAS KEPEMIMPINAN PEMBAKAL (KEPALA DESA)

Lingkari salah satu angka yang menyatakan pendapat Bapak/Ibu dengan memberikan nilai 0 sangat tidak sesuai sampai menuju nilai 7 yang menyatakan sangat sesuai

- 1 Apakah bapak /ibu selalu mengkaji ulang tujuan-tujuan yang telah ditetapkan Pembakal dalam meningkatkan kesehatan warga ? 0 1 2 3 4 5 6 7
- 2 Apakah bapak/ibu selalu berusaha mencari informasi sebab-sebab setiap peristiwa terjadinya kematian bayi, anak balita di desa ini sesuai dengan keterikatan dan tanggung jawab sebagai aparatur desa ? 0 1 2 3 4 5 6 7
- 3 Apakah bapak.ibu selalu memberikan pendapat dan saran kepada Pembakal dan aparatur desa, terhadap penyebab kematian tersebut untuk perbaikan kesehatan warga dimasa yang akan datang ? 0 1 2 3 4 5 6 7
- 4 Apakah bapak/ibu rela melakukan tugas tertentu yang bukan tanggung jawab bapak/ibu dalam bidang kesehatan atas permintaan – permintaan pembakal ? 0 1 2 3 4 5 6 7
- 5 Apakah bapak/ibu, selalu bersedia dengan tulus ikhlas untuk melaksanakan perintah-perintah Pembakal sesuai dengan kehendak atau keinginan beliau ? 0 1 2 3 4 5 6 7
- 6 Apakah bapak/ibu, selalu bersedia bekerja dalam situasi yang sulit dan penuh resiko, jika diminta Pembakal untuk menyelesaikannya ? 0 1 2 3 4 5 6 7
- 7 Apakah bapak/ibu, selalu mengkonsultasikan permasalahan pekerjaan bapak/ibu kepada Pembakal untuk memperoleh penyelesaian atau pemecahan ? 0 1 2 3 4 5 6 7
- 8 Apakah bapak/ibu, selalu dilibatkan dalam merumuskan tujuan yang harus dicapai dibidang kesehatan oleh Pembakal ? 0 1 2 3 4 5 6 7
- 9 Apakah anggota keluarga bapak/ibu, selalu berperan aktif dalam setiap kegiatan pelayanan kesehatan yang telah diperintahkan Pembakal ? 0 1 2 3 4 5 6 7
- 10 Apakah bapak/ibu , berkeberatan jika rumah tempat tinggal untuk dijadikan pelayanan Posyandu sesuai dengan permintaan pembakal ? 0 1 2 3 4 5 6 7

- 11 Apakah bapak/ibu, tidak berkeberatan pelayanan Posyandu dipungut biaya untuk keperluan pemberian makanan tambahan kepada ibu hamil dan balita sesuai dengan keinginan Pembakal karena keterbatasan dana desa ? 0 1 2 3 4 5 6 7
- 12 Apakah bapak/ibu, selalu bekerja sama dengan Pembakal untuk menyelesaikan pekerjaan-pekerjaan tertentu yang bukan tugas pokok dan tanggung jawab bapak/ibu ? 0 1 2 3 4 5 6 7
- 13 Menurut bapak/ibu, apakah warga di desa ini selalu datang ke Posyandu, walaupun tidak ada petugas kesehatan yang memberikan pelayanan sesuai dengan petunjuk dari Pembakal ? 0 1 2 3 4 5 6 7
- 14 Menurut bapak/ibu, apakah warga di desa ini selalu memberitahu aparatur desa jika mendapat masalah atau kesulitan dibidang pelayanan kesehatan sesuai dengan petunjuk dari Pembakal ? 0 1 2 3 4 5 6 7
- 15 Apakah bapak/ibu, selalu mendukung gagasan atau pemikiran Pembakal dalam upaya memajukan pelayanan kesehatan di desa ini ? 0 1 2 3 4 5 6 7
- 16 Menurut bapak/ibu, setiap kegiatan pelayanan kesehatan yang diperintahkan Pembakal kepada warga untuk imunisasi bayi, balita dan ibu hamil selalu mendapat kesulitan untuk mencapai target ? 0 1 2 3 4 5 6 7
- 17 Apakah bapak/ibu, selalu memberikan dukungan kepada Pembakal dalam menentukan langkah-langkah kegiatan yang kurang berkenaan di warga walaupun kegiatan tersebut di daerah lain memberikan manfaat terhadap kesehatan warga ? 0 1 2 3 4 5 6 7
- 18 Apakah bapak/ibu, selalu mensosialisasikan gagasan-gagasan Pembakal dalam upaya meningkatkan kesehatan warga kepada aparatur pemerintahan desa, organisasi kemasyarakatan dan warga di desa ini ? 0 1 2 3 4 5 6 7
- 19 Apakah bapak/ibu, selalu berupaya semaksimal mungkin untuk merealisasikan atau menggoalkan program kerja yang digariskan oleh Pembakal ? 0 1 2 3 4 5 6 7
- 20 Apakah bapak/ibu, selalu memberikan dukungan 0 1 2 3 4 5 6 7

kepada Pembakal yang telah berjuang dan berbuat untuk meningkatkan pelayanan Posyandu yang tidak mendapatkan perhatian dari petugas kesehatan ?

- 21 Menurut bapak/ibu, apakah masyarakat disini selalu bersedia menyediakan fasilitas atau sarana yang dimiliki warga untuk kepentingan kegiatan yang telah digariskan Pembakal ? 0 1 2 3 4 5 6 7
- 22 Apakah bapak/ibu dan Pembakal selalu mendiskusikan hasil kerja yang telah dicapai bersama aparatur desa lainnya dalam meningkatkan kesehatan warga ? 0 1 2 3 4 5 6 7
- 23 Apakah bapak/ibu dan Pembakal, mendiskusikan kembali metode-metode atau cara kerja yang dipergunakan dalam meningkatkan kesehatan warga ? 0 1 2 3 4 5 6 7
- 24 Apakah bapak / ibu dan Pembakal memodifikasi atau menyesuaikan tujuan-tujuan sesuai dengan adanya perubahan situasi dan kondisi dari masyarakat desa dalam upaya meningkatkan kesehatan warga ? 0 1 2 3 4 5 6 7
- 25 Apakah komunikasi bapak/ibu dan Pembakal serta sesama aparatur desa terjalin dengan baik dalam memberikan informasi ? 0 1 2 3 4 5 6 7
- 26 Apakah bapak/ibu, selalu mengkomunikasikan dengan aparatur desa lainnya dan Pembakal, jika ada balita dan anak usia sekolah sering sakit-sakitan ? 0 1 2 3 4 5 6 7
- 27 Apakah bapak/ibu dan Pembakal, melakukan gotong-royong bersama aparatur desa dan warga untuk melakukan kebersihan lingkungan sesuai dengan arahan dari petugas kesehatan kemungkinan akan adanya penyebaran penyakit menular antara lain misalnya diare, demam berdarah, malaria, TB. Paru di desa ini ? 0 1 2 3 4 5 6 7
- 28 Apakah Pembakal dan bapak/ibu, menetapkan strategi yang telah ditetapkan bersama jarang merubah dalam upaya meningkatkan kesehatan warga ? 0 1 2 3 4 5 6 7
- 29 Apakah bapak/ibu dan aparatur desa lainnya selalu mengkaji atau mempelajari kembali cara-cara pelaksanaan tugas yang diberikan oleh pembakal dalam meningkatkan kesehatan warga ? 0 1 2 3 4 5 6 7

- 30 Apakah bapak/ibu dalam pengambilan keputusan selalu berdasarkan apa yang sudah ditentukan atau digariskan Pembakal dan tidak akan merubahnya dalam upaya meningkatkan kesehatan warga ? 0 1 2 3 4 5 6 7
- 31 Apakah bapak/ibu, melakukan tindakan nyata dengan memberikan arahan dan petunjuk kepada warga setiap ada balita yang meninggal dunia berdasarkan petunjuk dari Pembakal dan petugas kesehatan ? 0 1 2 3 4 5 6 7
- 32 Apakah bapak/ibu dan aparatur desa lainnya, ketika menghadapi permasalahan yang sulit atau tertekan, masing-masing dalam posisi bingung dan tidak berperan, untuk mengatasinya berusaha sesuai dengan kemampuan masing-masing ? 0 1 2 3 4 5 6 7
- 33 Apakah bapak/ibu dan aparatur desa lainnya saling memberi dan menerima dalam keterampilan untuk mengatasi kesehatan warga masing-masing ? 0 1 2 3 4 5 6 7
- 34 Apakah bapak/ibu dan aparatur desa lainnya, anggota perkumpulan, setiap adanya kejadian yang berpengaruh terhadap kesehatan warga, selalu berusaha untuk mengatasi permasalahan tersebut dengan segera ? 0 1 2 3 4 5 6 7
- 35 Apakah bapak/ibu serta aparatur desa lainnya saling mendukung ketika menghadapi permasalahan kesehatan warga yang sulit ? 0 1 2 3 4 5 6 7
- 36 Apakah bapak/ibu selalu menghubungi petugas kesehatan dan meminta pertolongan dengan segera untuk menolong warga yang mengalami kesulitan dalam proses melahirkan ? 0 1 2 3 4 5 6 7


SURAT PERNYATAAN

Kami yang bertanda-tangan dibawah ini Mahasiswa Program Studi Ilmu Kedokteran S3 Program Pasca Sarjana Unair Surabaya, menyatakan bahwa tidak berkeberatan atas digunakannya data variabel terikat sebanyak 36 item/butir pertanyaan dari 30 responden, hasil penelitian kami tentang pendapat aparatur pemerintahan desa tentang efektifitas kepemimpinan kepala desa dari Disertasi yang berjudul “*Pengembangan Upaya Kesehatan Bersumber Daya Masyarakat di Kabupaten Banjar Kalimantan Selatan*” untuk data Tesis yang berjudul “*Komparasi Uji Reliabilitas Dengan Tehnik Belah Dua Menggunakan Metode Konvensional dan Analisis Faktor Konfirmatori*” atas nama Rudy Hartono Mahasiswa Minat Biostatistik Pasca Sarjana Universitas Airlangga Surabaya.

Demikian surat pernyataan ini dibuat untuk dipergunakan seperlunya.

Surabaya, 29 Maret 2004

Yang membuat pernyataan,



Achmad Rudiansjah