

# Implementation of Meniran Extract (*Phyllanthus Niruri* Linn) on the Performance of Broiler Chickens Infected by *Mycoplasma gallisepticum* Caused Chronic Respiratory Disease

*by* Sri Hidanah

---

**Submission date:** 23-Apr-2019 03:27PM (UTC+0800)

**Submission ID:** 1117506241

**File name:** Bukti\_C29\_Implementation\_of\_meniran....pdf (412.58K)

**Word count:** 3917

**Character count:** 22101

## Conference Paper

# Implementation of *Meniran* Extract (*Phyllanthus Niruri* Linn) on the Performance of Broiler Chickens Infected by *Mycoplasma gallisepticum* Caused Chronic Respiratory Disease

Sri Hidanah<sup>1</sup>, Emy Koestanti Sabdongrum<sup>1</sup>, Retno Sri Wahjuni<sup>2</sup>, and Arimbi<sup>3</sup><sup>1</sup>Department of Animal Husbandry<sup>2</sup>Department of Basic Medicine Veterinary<sup>3</sup>Department of Pathology Veterinary, Faculty of Veterinary Medicine, Universitas Airlangga, C Campus UNAIR, Jl. Mulyorejo Surabaya 60115 Indonesia

## Abstract

**Background:** *Chronic respiratory disease* (CRD) of chicken is a disease that has great economic losses in poultry industry in the world. The losses are mainly due to the decrease of body weight gain, feed efficiencies, hatchabilities and increase conversion of the feed, of embryo mortality. The main causative agent of *Chronic Respiratory Disease* (CRD) is *Mycoplasma gallisepticum*. *Mycoplasma gallisepticum* attacks the respiratory tract, especially in young broiler chickens with age ranged 3-5 weeks. CRD treatment usually uses macrolide antibiotics, because it has proven effective to inhibit protein synthesis. However, it is not recommended to continuously given because the chicken can be resistant to the medicine and leave a harmful residue to consumers. The development of herbal medicine utilization currently is mostly implemented for the treatment of diseases that infected livestock. *Meniran* plants (*Phyllanthus niruri* Linn) is one of the plants that can be used as prevention and alternative treatment caused by *Chronic Respiratory Disease* (CRD). *Meniran* (*Phyllanthus niruri* Linn) has the content of bioactive compounds that have antibacterial activity, including *terpenoids*, *alkaloids*, *flavonoids*, *saponins*, and *tannins*. The purpose of this study is to test and evaluate the effectiveness of *Meniran* extract (*Phyllanthus Niruri* Linn) on the performance of broiler chickens infected by *Chronic Respiratory Disease* (CRD), seen from the feed conversion.

**Methods:** The subject used in this study was 30 broiler chickens of Lohmann strains, the dose of *Mycoplasma gallisepticum* infection was  $10^8$  CFU/ml and also prepared *meniran* extract. This study used experimental method using completely randomized design with 5 treatments and 5 replicates. This study used *meniran* therapy dosage in each broilers with P<sub>1</sub> = 60%/1ml/kgBB (body weight), P<sub>2</sub> = 62,5%/ml/kgBB (body weight) and P<sub>3</sub> = 65%/ml/kgBB (body weight) and PO(-) treatment without infected and without therapy, PO(+) treatment with infected and without therapy. The data was analyzed using analysis of variance and tested further by Duncan test.

Corresponding Author:

Sri Hidanah

s\_hidanah@yahoo.com

Received: 03 October 2017

Accepted: 10 October 2017

Published: 29 November 2017

Publishing services provided  
by Knowledge E

© Sri Hidanah et al. This article is distributed under the terms of the [Creative Commons Attribution License](#), which permits unrestricted use and redistribution provided that the original author and source are credited.

Selection and Peer-review under the responsibility of the VMIC Conference Committee.

## OPEN ACCESS

**How to cite this article:** Sri Hidanah, Emy Koestanti Sabdongrum, Retno Sri Wahjuni, and Arimbi, (2017), "Implementation of *Meniran* Extract (*Phyllanthus Niruri* Linn) on the Performance of Broiler Chickens Infected by *Mycoplasma gallisepticum* Caused *Chronic Respiratory Disease*" in *The Veterinary Medicine International Conference 2017*, KnE Life Sciences, pages 296-307. DOI 10.18502/kls.v3i6.1138

**Results:** The results showed that the addition of *meniran* extract could give different effect in the feed conversion. The treatment of PO (+) was different with PO(-), P1, P2 and P3.

**Conclusion:** *Meniran* extract (*Phyllanthus Niruri Linn*) with a dose of 60% could improve the performance of broiler chickens infected by *Chronic Respiratory Disease* (CRD).

**Keywords:** *Meniran*, *Mycoplasma galisepticum*, *Chronic Respiratory Disease* (CRD), performance of Broiler Chickens, Feed Conversion.

## 1. Introduction

Broiler chickens is one of the cheap protein compared with cow or goat's beef. The advantage of broiler chickens is its fast growing, to make it quick sold before it reached 5 weeks with an average weight of 1,5 kilograms. Broiler chickens is very efficient in converting feed into meat. Feed is a very influential factor in determining the success of chicken maintenance, especially broiler chickens. Feed costs reach 60-70% of total production costs and improve protein efficiency. The use of local feed ingredients becomes an alternative to reduce production costs. The local feed ingredients that are used must have functions of feed like nutrition needed by livestock, cheap and easy to get. The main nutrients that has important function to the broiler growth are protein, energy (carbohydrates and fats), vitamins, minerals and water [16].

One of the obstacles that often delays the development of poultry populations is the outbreak of various pathogenic diseases. *Chronic respiratory disease* (CRD) in chickens is a pathogen endemic disease that causes great losses in the poultry industry not only in Indonesia, but also in the world [6].

Beside causes great losses in economic from upstream to downstream, *Chronic respiratory disease* (CRD) also causes suppression against immunosuppressive. It causes the body failing to obtain immunity from vaccinations [4]. In addition, infected chickens become carriers so the area where the farm is located becomes an endemic area. Treatment, prevention and control of *Chronic respiratory disease* (CRD) in both breeders and commercial chickens have been frequently conducted, but the prevalence of CRD still occur [11]. Infected chickens' price are usually cheaper, but carcasses that show *airsacculitis* are still acceptable after disposing its internal organs and cleaned washing

(personal observation). It shows that hygiene problems still become concerned of Indonesia. *Chronic respiratory disease* (CRD) in chickens is a disease that causes great losses in the poultry industry in the world. In Indonesia, the losses reach hundreds of billions rupiah per year [18].

These losses include decreasing egg production, fertility and hatchability in the range of 8 - 30%, embryo mortality 5 - 20%, mortality of chickens' infant 5-10%, weight gain obstructed 8 - 25%, and increased feed conversion [6]. Younger chickens are more susceptible to infection than adults, similar with roosters that are more vulnerable than hens [11]. Although the disease is pathogenic endemic and harmful to the poultry industry but until today CRD is less considered in Indonesia because the disease does not cause a large mortality epidemic. Currently, CRD is categorized in economic diseases, and has not been taken into account the impact that causes endemicity and immunosuppressive which has a great economic losses. Treatment of *Chronic Respiratory Disease* (CRD) is often conducted. However, until today CRD is still widespread throughout the world. It is known that *Mycoplasma gallisepticum* has no cell wall so penicillin and its derivatives are resistant and thus cannot be implemented for CRD treatment because of its antibiotic performance on the cell wall. Macrolid antibiotics such as tiamulin, tylosin, lincomycin, oxytetracyclin and enrofloxacin are usually implemented for CRD treatment, because it has performance to delay protein synthesis. However, it is not recommended to do continuous treatment with the same medicine, as it may leave harmful residue to the consumer of chicken products and may cause resistance [18].

The development of herbal medicine utilization currently is mostly implemented for the treatment of diseases that infected livestock. *Meniran* plants (*Phyllanthus niruri* Linn) is one of the plants that can be used as prevention and alternative treatment caused by CRD disease. *Meniran* (*Phyllanthus niruri* Linn) has the content of bioactive compounds that have antibacterial activity, including *terpenoids*, *alkaloids*, *flavonoids*, *saponins*, and *tannins*. *Lignans* are used as antioxidants in foods. In addition *lignans* are chemicals that active in certain herbs as well. *Lignans* can be extracted with acetone or ethanol and often deposited as insoluble potassium salts [20]. *Flavonoids* are compounds of phenol, therefore the color changed when added bases or ammonia. Generally *flavonoids* are present in plants bound to sugar as glycosides and aglycans. *Flavonoids* are a combination of *glycosides* and present in all vascular plants. In vascular plants, some derivatives of *flavonoids* are found and only present in certain organs of plants such as those found in roots, stems, leaves, flowers, seeds, and bark. *Flavonoids* have function of which is to increase chicken growth and as an alternative to antibiotics in chicken farms [12]. *Tannin* uses as an anti-bacterial, where it lies within the plant

apart from cytoplasmic enzymes and proteins, but equation reactions can occur if the tissue is damaged [22].

The purpose of this study is to test and evaluate the effectiveness of *Meniran* Extract (*Phyllanthus Niruri Linn*) on the performance of broiler chickens infected by *Chronic Respiratory Disease* (CRD), seen from the performance of broiler chickens.

## 2. Methods

At the age of 15 days, male broiler chickens are randomly selected by lottery as much as 25 chickens to be adapted to the battery cage. At the age of 21 days the chickens infected by *Mycoplasma gallisepticum* bacteria as much as 1 ml/kgBB (body weight) intraperitoneally. *Meniran* extract given to the chickens at the age of 29 days, orally as much as 1ml/day/kgBB (body weight) for 6 days until reached 35 days. At age of 35 to 42 days it was then observed the effect of the added *meniran* extract. Making extract *meniran* with ethanol solvent: *Meniran* plants that have been dried milled to obtain powder. Pollen *meniran* 1 kg extracted using maceration method by immersion in a solution of ethanol 96% as much as five liters for 3 x 24 hours. Stirring is done twice, morning and afternoon. Maceration process is performed three times. The results of the marinade in the form of filtrate is then filtered to further evaporated using a rotary evaporator which will yield a concentrated plant extracts *meniran* [9] and *meniran* application in broiler chicken.

The method in this study was experimental method composed based on *Rancangan Acak Lengkap (RAL) / Completely Randomized Design* with 5 treatments and 5 replications. The treatments that were tested listed as follows:

1. Group Po (-): A group of chickens without given any treatment (negative control).
2. Group Po (+): A group of chickens infected with *Mycoplasma galisepticum* without given *meniran* (positive control).
3. Group P1: A group of chickens infected with *Mycoplasma galisepticum* and given *meniran* extract at a dose of 60%.
4. Group P2: A group of chickens infected with *Mycoplasma galisepticum* and given *meniran* extract at a dose of 62,5%.
5. Group P3: A group of chickens infected with *Mycoplasma galisepticum* and given *meniran* extract at a dose of 65%.

The variables observed in this study were feed consumption, weight gain (PBB) and feed conversion. The data obtained were analyzed using analysis of variance and if there were differences between treatments tested by Duncan's multiple-range test.

### 3. Results

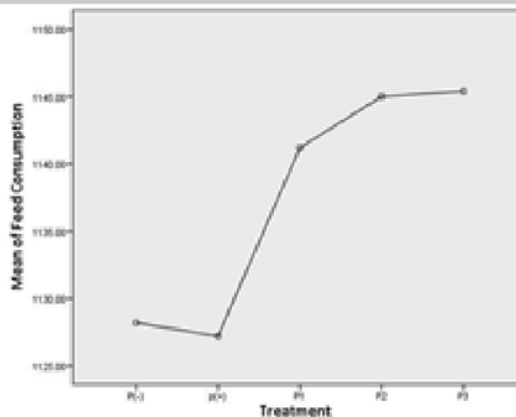
The observation results on the effect of *meniran* extract addition towards the performance of broiler chickens production that infected by *Mycoplasma galisepticum* were as follows:

#### 3.1. Feed Consumption

Mean value of feed consumption among treatments.

Treatment	Mean value of $\pm$ SD (deviation standard)
P <sub>0(-)</sub>	1128.2 <sup>a</sup> $\pm$ 39.902
P <sub>0(+)</sub>	1127.2 <sup>a</sup> $\pm$ 2.949
P <sub>1</sub>	1141.2 <sup>a</sup> $\pm$ 2.949
P <sub>2</sub>	1145.0 <sup>a</sup> $\pm$ 1.870
P <sub>3</sub>	1145.4 <sup>a</sup> $\pm$ 2.073

Description: Different superscript on the same column showed significant value ( $p < 0.05$ )



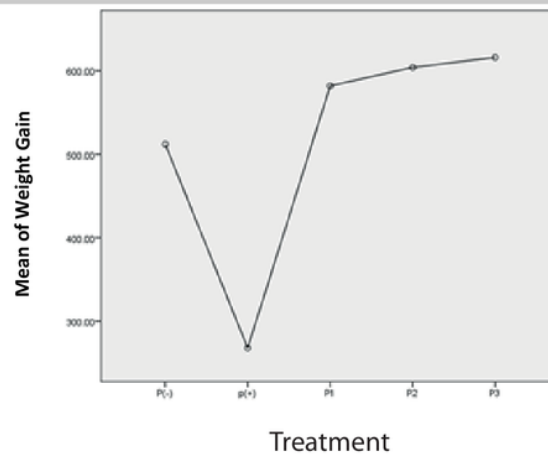
Based on ANOVA test, can be concluded that among treatments there were no significant difference in the feed consumption.

### 3.2. Weight gain

Mean of weight gain of broiler chickens among treatments.

Treatment	Mean value of $\pm$ SD (deviation standard)
P <sub>0(-)</sub>	512.0 <sup>b</sup> $\pm$ 39.902
P <sub>0(+)</sub>	268.0 <sup>a</sup> $\pm$ 2.949
P <sub>1</sub>	582.0 <sup>bc</sup> $\pm$ 2.949
P <sub>2</sub>	604.0 <sup>c</sup> $\pm$ 1.870
P <sub>3</sub>	616.0 <sup>c</sup> $\pm$ 2.073

Description: Different superscript on the same column showed significant value ( $p < 0.05$ )



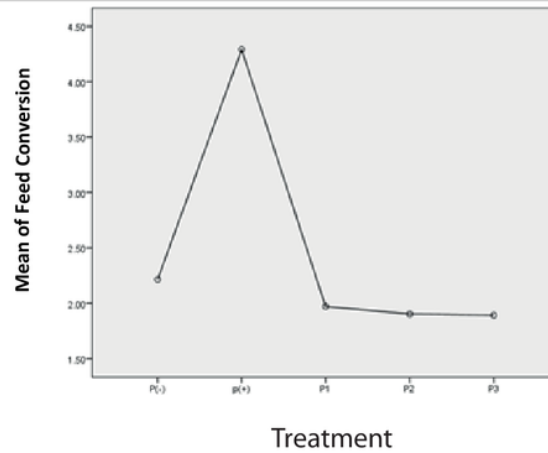
Based on the results of statistics analysis using ANOVA test, can be concluded that among treatments there were significant difference in weight gain ( $p < 0.05$ ), thus it continued using Duncan test with 5% significant level to determine the weight gain differences in each treatment. The Duncan test result showed that P<sub>0(+)</sub> was different with P<sub>0(-)</sub>, P<sub>1</sub>, P<sub>2</sub> and P<sub>3</sub>. P<sub>0(-)</sub> showed real significant different with P<sub>0(+)</sub>, P<sub>2</sub> and P<sub>3</sub>. P<sub>1</sub>, P<sub>2</sub> dan P<sub>3</sub> were not significantly different among treatments.

### 3.3. Feed Conversion

Mean of feed conversion of broiler chickens among treatments.

Treatment	Mean value of $\pm$ SD (deviation standard)
P <sub>0(-)</sub>	2.2148 <sup>a</sup> $\pm$ .21025
P <sub>0(+)</sub>	4.2904 <sup>b</sup> $\pm$ .69998
P <sub>1</sub>	1.9710 <sup>a</sup> $\pm$ .15893
P <sub>2</sub>	1.9030 <sup>a</sup> $\pm$ .13032
P <sub>3</sub>	1.8928 <sup>a</sup> $\pm$ .27954

Description: Different superscript on the same column showed significant value ( $p < 0.05$ )



Based on the results of statistics analysis using ANOVA test, can be concluded that among treatments there were significant difference in feed conversion ( $p < 0.05$ ), thus it continued using Duncan test with 5% significant level to determine the feed conversion differences in each treatment. The Duncan test result showed that P<sub>0(+)</sub> showed the highest feed conversion result with real significant value of P<sub>0(-)</sub>, P<sub>1</sub>, P<sub>2</sub> and P<sub>3</sub>.



## 4. Discussion

Based on the results of this study showed that the group with the smallest dose treatment had shown influence to the increase of weight gain and decrease of feed conversion, so it can be concluded that *meniran* extract has influence to increase weight gain and decrease feed conversion in broiler chickens infected by *Mycoplasma gallicepticum* bacteria. Increased weight gain and decreased feed conversion showed good performance. In chickens infected by *Mycoplasma gallicepticum* bacteria or *Chronic Respiratory Disease* will decrease weight gain and increase feed conversion, caused by decreasing appetite to cause decreasing feed consumption and hampering weight gain [4].

Weight gain showed that the feed consumed by chickens was quite efficient and widely used for growth. If the chickens consumed a lot of food but the weight gain was low then it was suspected the food absorption in the chickens' digestive tract was not perfect. It could also be caused of the chickens were sick, besides other factors like species, temperature and food quality. This weight gain was in line with feed consumption which showed real significant influence differences. Based on the results of this study showed that although the food consumed decreased but there was increased weight in broiler chickens. Feed conversion is the ratio between feed consumption and weight gain in each week during one production period. Feed conversion involves chickens' growth and feed consumption. Rapid growth with low feed consumption showed high feeding efficiency. Feed conversion is one indicator of business success for breeders. Comparison of feed consumption and weight gain will result in a number as the basis of economic calculation.

Currently, CRD is included in the category of economic diseases, not yet counted for the endemicity and immunosuppressive impacts that have a great economic loss [18]. The mechanism of infection is that *Mycoplasma gallicepticum* enters through the nasal cavity and then attaches to epithelial receptors called *sialoglycoprotein (Patron recognition receptors sites)* mediated by adhesin and protein called *bleb (Pathogen associate molecular patrons)* located at the end of the mycoplasma cell organ [6]. Furthermore, mycoplasma cells penetrate and destroy the epithelial mucosa while multiplying. With the mediation of epithelial cilia movement and bleb, mycoplasma cells move toward the abdominal air membrane pouch [11]. Inflammation occurring in epithelial tissue is not a result of mycoplasma toxin but is more due to immune responses from hosts in the form of inflammatory [18]. This inflammation causes inhibition to the development of *T helper 1 cell (Th1 cell)* so that the cytotoxic of *T cell* becomes inactive resulting in pathogen infection becoming persistent [8]. Another impact is an increase in the production of *Tumor necrosis factor  $\alpha$  (TNF $\alpha$ )* which results in a decreased *Th2 cell*

response, resulting in neutralizing antibody responses to bacterial or viruses infections also decreasing drastically [5]. This condition concludes mycoplasma infection causes immunosuppression against infected chickens with *Mycoplasma gallicepticum*.

This study used *meniran* herbal plants to help improve the conversion of chicken feed infected by *Chronic Respiratory Disease*. In general, the benefits of using herbs for humans and animals is to increase the immune system (immunomodulator), disease prevention and health restoration [5]. *Meniran* acts as an appetite enhancer with its chemical content possessed [22]. In this study, allegedly giving herbs could stabilize the health conditions of chickens and improve the efficiency of chickens' feed. According to [8], *meniran* plants (*Phylanthus niruri* Linn) have immunomodulatory benefits, such as medicine that can restore and repair the immune system whose function is disturbed or to suppress the excessive function, besides increasing the immune [20]. The content of compounds in *meniran* extract such as *alkaloids* and *tannins* are capable of providing inhibitory activity against microbes [24]. In the *meniran* extract (*P. niruri* L), there are active compounds of the *phenol class* (*flavonoids*), *alkaloids*, *saponins*, and *tannins*. *Flavonoids* are active *phenol* compounds. *Phenol* compounds and *phenolic* compounds derivatives can also cause denaturation of proteins present in cell walls thus can destroy the structure and change the permeability mechanisms of microsomes, lysosomes, and cell walls [17].

*Alkaloids* compounds are a group of active compounds derived from plants. The alkaloids performed as antibacterial by destroying the peptidoglycan component on the bacterial cell, so that the cell wall layer will not completely formed and caused cell mortality [20]. Secondary metabolite compounds of *saponins* are substances that can interact with bacterial cells then the bacterial cell wall will become lysis or break. Similarly, the compound of *tannin* which is a secondary metabolite compounds that in low concentration can inhibit the growth of bacteria by coagulated bacterial protoplasm [11] stated that the speed and efficiency of bacterial damage by antibacterial compounds was affected by temperature, pH, time, concentration and the presence of other organic components. According to [12] bacteria inhibited its growth by destroying cell walls, changing cell permeability, altering protein molecules and nucleic acids, coagulating protoplasm. *Alkaloids* are the largest group of active compounds of plants. *Phenol* compounds derived from plants have the ability to form complexes with proteins through hydrogen bonds that can inhibit the formation of proteins and nucleic acids. The work mechanism of *alkaloids* compounds in inhibiting the growth of bacteria is similar with the work mechanism of chloramphenicol antibiotics by inhibiting the formation of protein synthesis to interfere the bacterial metabolism. Mentioned that *phenol* compounds also contained -OH groups that could dissolve lipids in cell walls

to interfere and affect the integrity of cytoplasmic membranes and inhibit *ATP-ase* bonding in cell membranes and cause cell lysis. *Saponin* was a secondary metabolite compound that was widely present in nature and antimicrobial.

According to [20], *saponin* compounds when interacting with bacterial cell wall then the wall would break or lysis. *Saponin* would disrupt the surface tension of the cell wall, then when the surface tension interrupted, antibacterial substances would easily be able to enter cells and disrupting the metabolism to cause the bacteria's mortality. According to Masduki (1996), *tannins* had an antibacterial role by binding proteins so the formation of cell walls would be delayed. The delayed mechanism of *tannins* was through lysis bacterial walls caused by *saponins* and *flavonoids*, causing the *tannins* to easily enter into bacterial cells and coagulate the cell protoplasm. *Flavonoids* functioned to destroy the composition of cells and changed the permeability mechanism of the bacteria's cell wall, while *tannins* could suppress the development of fungus by inhibiting the formation of new cells so that the disruption of cell division that caused the growth of the fungus became abnormal. *Saponins* performed to disrupt the stability of the fungus' cell membrane so it became lysis [24].

## 5. Conclusion

Based on the results of this study, there are two conclusions as follows:

1. Giving *meniran* extract at a dose of 60% has influenced the increase of weight gain and decrease of feed conversion in broiler chickens infected by *Mycoplasma gallicepticum* bacteria.
2. Addition of *meniran* extract can improve the performance of broiler chickens infected by *Mycoplasma gallicepticum* bacteria caused *Chronic Respiratory Disease* (CRD)

## References

- [1] Adams, C.A. 2000. The Role of Nutricines in Health and Total Nutrition. Proc. Aust. Poul. Sci. Sym. 12: 17-24.
- [2] Assidqi K, Wahyu T, dan Setyawati S, 2012. Potensi Ekstrak Daun Patikan Kebo (*Euphorbia hirta*) sebagai Antibakteri Terhadap *Aeromonas hydrophila* Secara *In Vitro*. *Journal of Marine and Coastal Science*, 1 (2):113-124.
- [3] Barnes HJ and Yoder HW. 1984. *Disease of Poultry*. 8<sup>th</sup>ed. Iowa State University Press. 692-708

- [4] Bell, D.D and W. D. Weaver., 2002. Commercial Chicken Meat and Egg Production. 4th Ed. Kluwer Academic Publishers. USA. Bokhari SA. *Mycoplasma gallisepticum* infection and prevention. Avian Research Center, University of Minnesota. Available at: <http://www.cvm.umn.edu/avian/SFPC/Mycoplasma.html>\*. Accessed 17 March 2003.
- [5] Butcher GD. 2002 *Mycoplasma gallisepticum* - a continuing problem in commercial poultry (VM130). Veterinary Medicine-Large Animal Clinical Sciences Department, Florida Cooperative Extension Service, Institute of Food and Agricultural Sciences, University of Florida
- [6] Cotran RS, V Kumar and T Collins. 1999. *Diseases of Immunity in Robbins Pathologic Basis of Disease*. Sixth Edition, Pages: 188 - 259. WB Saunders Company, A Division of Harcourt Brace & Company, The Curtis Center Independence Square West Philadelphia, Pennsylvania 19106
- [7] Ferguson-Noel NM Laibinis VA and Kleven SH 2012. Evaluation of *Mycoplasma gallisepticum* K-Strain as a Live Vaccine in Chicken. Avian Diseases. Vol.56 No.1
- [8] Gunal, M. 2006. *The Effect of Antibiotic Growth Promoter, Probiotik or Organic Acid Supplementation on Performance, Intestinal Microflora and Tissue of Broilers. International. Journal of Poultry Science* 5 (2):149-155.
- [9] Gunawan IGW, Gede Bawa IGA, Sutrisnayanti NL, 2008. Isolasi dan Identifikasi Senyawa Terpenoid yang Aktif Antibakteri pada Herba Meniran (*Phyllanthus Niruri* Linn). *Jurnal Kimia*, 2 (1): 31-39
- [10] Harborne, J. 1987. Metode Fitokimia, Edisi Kedua. ITB. Bandung
- [11] Kompiani, I.P<sup>1</sup>. 1993. Formulasi Pemberian dan Evaluasi Pakan Unggas. Forum Komunikasi Hasil Penelitian Bidang Peternakan. Yogyakarta.
- [12] Ley DH. *Mycoplasma gallisepticum* infection. In Calnek BE, HJ Barnes, CW Beard, LR McDougald, YM Saif, editors. Diseases of poultry. 11th ed. Ames, Iowa: Iowa State University Press; 2003. p. 722-744.
- [13] Mathivanan R, SC Edwin, R Amutha and K Viswanathan. 2006. *Panchagavya and Andrographis Panicuata as Alternative to Antibiotic Growth Promoter on Broiler Production and Carcass Characteristic*. India. Departement of Poultry Science, Veterinary College and Research Institute. Namakkal-637001.
- [14] Maynard, L.A. Loosil, J.K Hintz, H.F and Warner, R.G., 2005. Animal Nutrition. (7<sup>th</sup> edition) MCGraw-Hill Book Company. New York, USA.
- [15] McDonald, P. R.A. Edward, and J.F.D Greenhalgh. 1994. Animal Nutrition. Fourth Edition. Longman Scientific and Technical. London
- [16] Murtidjo, B.A. 1987. Pedomani Beternak Ayam Broiler. Cetakan Pertama. Kanisius, Yogyakarta

- [17] North, M. O and D. D. Bell. 1990. Commercial Chicken Production Manual. 4th Ed. Chapman and Hall. New York
- [18] Saif. 2003. *Disease of Poultry 11th Ed.* Iowa : BlackWell.
- [19] Soeripto. 2009. Chronic Respiratory Disease (CRD) pada ayam. *Jurnal Martazoa*. Vol. 19 no.3
- [20] Sreenivas, P. 1999. Herbal Healing. *Far Eastern Agriculture*, September/October 1999. pp. 31-32.
- [21] Sudarno, Setiorini FA, dan Suprpto H. 2011. Efektifitas Ekstrak Tanaman Meniran (*Phyllanthus niruri*) Sebagai Antibakteri *Edwardsiella tarda* Secara *In Vitro*. *Jurnal Ilmiah Perikanan dan Kelautan*. 3 (1): 103-108.
- [22] Sutton S, 2011. Measurement of Microbial Cells by Optical Density. *Journal of Validation Technology*. 17: 46-49.
- [23] Taylor, L. 2006. Chanca Piedra (*Phyllanthus niruri*). Available from: URL: <http://www.rain-tree.com/index.html>. 25/1/07
- [24] Wahyu, J. 2004. Ilmu Nutrisi Unggas. Cetakan ke lima. Gajah Mada University Press, Yogyakarta
- [25] Zainuddin, D. 2010. Tanaman Obat Meningkatkan Efisiensi Pakan dan Kesehatan Ternak Unggas. Hasil Penelitian Desmayati Zainuddin Balai Penelitian Ternak Jl. Veteran – III PO Box 221, Bogor 16002

# Implementation of Meniran Extract (Phyllanthus Niruri Linn) on the Performance of Broiler Chickens Infected by Mycoplasma gallisepticum Caused Chronic Respiratory Disease

## ORIGINALITY REPORT

19%

SIMILARITY INDEX

11%

INTERNET SOURCES

8%

PUBLICATIONS

9%

STUDENT PAPERS

## PRIMARY SOURCES

1	Submitted to iGroup Student Paper	8%
2	repository.unand.ac.id Internet Source	2%
3	ppjpi.unair.ac.id Internet Source	2%
4	Nathasa Weisdania Sihite, Herla Rusmarilin, Dwi Suryanto, Dewi Restuana Sihombing. "Utilization of jasmine flower extract as antimicrobial in tempeh sausage", IOP Conference Series: Earth and Environmental Science, 2018 Publication	1%
5	medpub.litbang.pertanian.go.id Internet Source	1%
6	Retno Sri Wahjuni. "EFFECTIVENESS MENIRAN ( Phyllanthus niruri Linn ) AS	1%

IMMUNOMODULATION ON LYMPHOCYTE OF BROILER INFECTED WITH ENTEROTOXIN ESCHERICHIA COLI RESISTANT ANTIBIOTICS", Jurnal Vokasi Indonesia, 2017

Publication

---

**7** N, Kalu, Chah F, and Anene W. "Respiratory Mycoplasma Infection in Chickens in Nsukka Agro-Ecological Zone, Enugu State, Nigeria", Journal of Veterinary Advances, 2015.

Publication

---

**8** [docplayer.net](http://docplayer.net) 1%

Internet Source

---

**9** [repository.unair.ac.id](http://repository.unair.ac.id) 1%

Internet Source

---

**10** [revistas.bvs-vet.org.br](http://revistas.bvs-vet.org.br) <1%

Internet Source

---

**11** Deki Zulkarnain, Zuprizal ., Wihandoyo ., Supadmo .. "Utilization of Sago Waste with Cellulase Enzyme Fermentation as a Local Feed for Broilers in Southeast Sulawesi", International Journal of Poultry Science, 2017

Publication

---

**12** [journal.ipb.ac.id](http://journal.ipb.ac.id) <1%

Internet Source

---

**13** [revista.rebibio.net](http://revista.rebibio.net) <1%

Internet Source

---

14

[ejournal.unsrat.ac.id](http://ejournal.unsrat.ac.id)

Internet Source

<1%

---

15

[scialert.net](http://scialert.net)

Internet Source

<1%

---

16

Jerald L. Tisinger, R.Curtis Graeber. "Use of oral antibiotics in studies of ingestive behavior in rats", *Physiology & Behavior*, 1976

Publication

<1%

---

Exclude quotes      Off

Exclude matches      Off

Exclude bibliography      On



# Implementation of Meniran Extract (Phyllanthus Niruri Linn) on the Performance of Broiler Chickens Infected by Mycoplasma gallisepticum Caused Chronic Respiratory Disease

---

GRADEMARK REPORT

---

FINAL GRADE

**/0**

GENERAL COMMENTS

**Instructor**

---

PAGE 1

---

PAGE 2

---

PAGE 3

---

PAGE 4

---

PAGE 5

---

PAGE 6

---

PAGE 7

---

PAGE 8

---

PAGE 9

---

PAGE 10

---

PAGE 11

---

PAGE 12

---