

(ISSN : 0975-7384)

# Journal of Chemical and Pharmaceutical Research

An International Peer Reviewed Journal of  
Chemical and Pharmaceutical Sciences

# Journal of Chemical and Pharmaceutical Research

## (ISSN : 0975-7384)



Reach Us   +32-10-28-02-25



All submissions of the EM system will be redirected to **Online Manuscript Submission System**. Authors are requested to submit articles directly to **Online Manuscript Submission System** (<https://www.scholarscentral.org/submission/chemical-pharmaceutical-research.html>) of respective journal.

## Editorial Board

### Editorial Board

**Dr. A U Itodo**, Kebbi State University of Science and Technology, Aliero, Nigeria

**Dr. Abdelkader Zarrouk**, Laboratory of Applied Chemistry & Environment Department of Chemistry, Faculty of Science, University Mohammed Premier, Oujda, Morocco

**Dr. Abhijit Ghosh**, Brigham Young University, UT, USA

**Dr. Abdul Wahab**, Department of Pharmacy, Kohat University of Science and Technology, Khaiber Pakhtoon Khwa, Pakistan

**Dr. Adaobi Ezike**, University of Nigeria, Nsukka, Enugu, Nigeria

**Dr. Zhi-Zhong Wang**, Ningxia Medical University, Yinchuan, Ningxia, P R China

**Dr. Adediji Johnson F**, Federal University of Agriculture Abeokuta, Abeokuta, Ogun, Nigeria

**Dr. Z Bayat**, Islamic Azad University-Quchan Branch, Iran

**Dr. Adel Kamel Madbouly Ramadan**, Faculty of Science University of Ain Shams Cairo, Egypt

**Dr. Ahmad F. EL Shahaby**, Biotechnology and Genetic Engineering Unit, College of Medicine, Taif University, KSA

**Dr. Y A El-Badry**, Ain Shams University, Cairo, Egypt

**Dr. Ahmed O Alnajjar**, King Faisal University, Saudi Arabia

**Dr. William N Setzer**, University of Alabama in Huntsville, Huntsville, USA

**Dr. Akmal Shawky Gaballa**, Faculty of Specific Education, Zagazig University, Zagazig, Egypt

**Dr. Waleed M Sweileh**, An-Najah National University, Nablus, Palestine

**Dr. Alaa E. Ali**, Head of Chemistry Department, Faculty of Science, Damanhour University, Damanhour, Egypt

**Dr. Wael Ahmad Abu Dayyih**, Department of Pharmaceutical Medicinal Chemistry and Pharmacognosy, Faculty of Science, Petra University, Amman, Jordan

**Dr. Vijay Gottumukkala**, Eckert & Ziegler Eurotope GMBH, Hopkinton, MA, USA

**Dr. Vibha Yadav**, Division of Microbiology, Tulane National Primate Research Center, Covington, LA, USA

**Dr. Vamsidhar Akurathi**, Division of Nuclear Medicine and Molecular Imaging, Boston Children's Hospital/Harvard Medical School, Boston, MA, USA

Reach Us   +32-10-28-02-25

**Dr. Uhood J AL- Hamdani**, University of Basrah, Basrah, Iraq

**Dr. Tariq K. Almog**, Tripoli University, Tripoli, Libya

**Dr. Tarik Chaouche**, Tlemcen University, Tlemcen, Algeria

**Dr. Tanay Kesharwani**, New Link Genetics, Ames, IA, USA

**Dr. Aleksandra N Pavlovi?**, University of Ni?, Ni?, Serbia

**Dr. Ali H. Al-Mowali**, University of Basrah, Basrah, Iraq

**Dr. Alireza Garjani**, Tabriz University of Medical Sciences, Tabriz, Iran

**Dr. Srinivas Nammi**, University of Canberra, Australia

**Dr. Aman Dekebo**, Adama Science and Technology University, Adama

**Dr. Amer E A**, Cairo University, Egypt

**Dr. Soumik Biswas**, Department of Chemistry, Texas A & M University, TX

**Dr. Asep Sukohar**, Medical Faculty, Lampung University, Indonesia

**Dr. Soad A Yehia**, Cairo University, Cairo, Egypt

**Dr. Atul Kumar Singh**, CRNTS, IIT Bombay, Bombay, India

**Dr. Aytaç Güder**, Giresun University, Turkey

**Dr. Sidney Augusto Vieira Filho**, Universidade Federal de Ouro Preto, Ouro Preto, MG, Brazil

**Dr. Shivanand Puthli**, Tris Pharma Inc., NJ, USA

**Dr. B Boumoud**, Université Mentouri de Constantine, Constantine, Algérie

**Dr. B M Rao**, Johnson & Johnson Ltd, Mumbai, India

**Dr. Shameema Oottikka**,

**Dr. B S Bhoop**, UIPS, Punjab University, Chandigarh, India

**Dr. Bachir Benarba**, Department of Biology, University of Mascara, Algeria

**Dr. Shaaban K Mohamed**, Manchester Metropolitan University, Manchester, UK

**Dr. Brian Henriksena**, Creighton University, Omaha, NE

**Dr. C Venkata Rao**, Sri Venkateswara University, Tirupati, India

**Dr. Seyed Mehdi Talebi**, Shahid Beheshti University, Iran

**Dr. C. Jayakumar**, Department of Chemical Engineering, A. C. Technology, Anna University, Chennai, India

**Dr. C. Sampath**, Department of Chemistry, Kwa Dlangezwa, KwaZulu-Natal, University of Zululand, South Africa

**Dr. Salem Ashoor**, University of Misurata, Libya

Reach Us   +32-10-28-02-25

**Dr. Camilia G Michel**, Cairo University, Cairo, Egypt

**Dr. Safwan Fraihat**, Department of Chemistry, Faculty of Science, University of Jordan, Jordan

**Dr. Chengyuan Liang**, Department of Pharmacy, Shaanxi University of Science & Technology, Xi' an, Shaanxi, P. R. China

**Dr. S S Sisodia**, B N College of Pharmacy, Udaipur, India

**Dr. S P Tripathi**, Poorvanchal University, Jaunpur, India

**Dr. Chinyere Okwelogu**, University of Lagos, Nigeria

**Dr. S N Meyyanathan**, J S S College of Pharmacy, Ooty, India

**Dr. Chukwuemeka P C Azubuikwe**, University of Lagos, Lagos, Nigeria

**Dr. S Lucangioli**, Consejo Nacional de Investigaciones Científicas y Tecnológicas, Argentina

**Dr. Chukwuma O Agubata**, University of Nigeria, Nsukka

**Dr. S A Abubshait**, University of Damam, Saudia Arabia

**Dr. Clement Jackson**, University of Uyo, Uyo, Akwa Ibom, Nigeria

**Dr. Reza Tayebbe**, Sabzevar Tarbiat Moallem University, Sabzevar, Iran

**Dr. Craig A Obafemi**, Obafemi Awolowo University, Ile-ife, Osun, Nigeria

**Dr. Prem Raj**, Lucknow University, Lucknow, India

**Dr. D J Sen**, Shri Sarvajani Pharmacy College, HN Gujarat University, Mehsana, India

**Dr. Prem Prakash Solanki**, Banaras Hindu University, Varanasi, India

**Dr. D S Ashilenje**, Moi University, Eldoret, Kenya,

**Dr. D S Salomé Kpoviessi**, University of Abomey-Calavi, LaCOPS, Cotonou, Benin

**Dr. PF Uzor**, University of Nigeria, Nsukka, Enugu State, Nigeria

**Dr. Dachriyanus**, Faculty of Pharmacy, Andalas University, Kampus Limau Manis, Padang, West Sumatra, Indonesia

**Dr. Pauline Mounjouenpou**, Institut de Recherche Agricole pour le Développement, Yaoundé, Cameroun

**Dr. Dafeng Chu**, Department of Pharmaceutical Sciences, School of Pharmacy, Washington State University, Washington

**Dr. Demiana I Nesseem**, National Organization for Drug Control and Research, Cairo, Egypt

**Dr. Paul C. Chikezie**, Department of Biochemistry, Imo State University, Owerri, Imo State, Nigeria

**Dr. Dewan Taslima Akhter**, Stamford University Bangladesh, Dhaka, Bangladesh

**Dr. Patricia A Onocha**, University of Ibadan, Nigeria

**Dr. Dilipkumar Pal**, Bilashpur Institute of Pharmaceutical Sciences, Guru Ghasidas Viswavidyalaya, Koni, Bilashpur

**Dr. E J Koranteng-Addo**, University of Cape Coast, Cape Coast, Ghana Reach Us   +32-10-28-02-25

**Dr. P. Selvarajan**, Department of Physics, Aditanar College of Arts and Science, Tiruchendur, Tamilnadu

**Dr. Edebi N Vaikosen**, Niger Delta University, Wilberforce Island, Nigeria

**Dr. P Sumanatrakul**, Prince of Songkla University, Songkhla, Thailand

**Dr. Elsayed T. Helmy**, Chemistry Department, Faculty of Science, Mansoura University, Egypt

**Dr. F M AL-Jabri**, Basrah University, Basrah, Iraq

**Dr. P M Kanyonga**, Pôle de Compétences Pharmacochimie, Faculté des Sciences-Agdal, Ibn Battouta, Rabat- Maroc

**Dr. G Aranovich**, Johns Hopkins University, Baltimore, Maryland, USA

**Dr. Gabriel O Egharevba**, Obafemi Awolowo University, Ile-ife, Osun State, Nigeria

**Dr. P C Sharma**, Kurukshetra University, Kurukshetra, India

**Dr. Galal H Said**, Ain-Shams University, Egypt

**Dr. Omar B Ibrahim**, Taif University, Taif, Kingdom of Saudi Arabia

**Dr. H M Hassan**, Al-Azhar University, Nasr City, Cairo, Egypt

**Dr. Ola I. A. Salem**, Pharm Organic Chemistry Department, Faculty of Pharmacy, Assiut University, Assiut, Egypt

**Dr. Haddad Boumediene**, Department of Chemistry, Synthesis and Catalysis Laboratory LSCT, Tiaret University, Tiaret, Algeria

**Dr. Hanaa H. Ahmed**, Head of Hormones Department, Medical Research Division, National Research Centre, Egypt

**Dr. Okan Özkaya**, Çukurova Üniversitesi, Ziraat Fakültesi Bahçe Bitkileri Bölümü, Balcalı Adana

**Dr. Hanan M Al-Youssef**, King Saud University, Riyadh, Saudi Arabia

**Dr. O R Omobuwajo**, Niger Delta University, Wilberforce Island, Nigeria

**Dr. Hany A. Omar**, Department of Pharmacology, College of Pharmacy, University of Sharjah, UAE

**Dr. Nurul Aili Zakaria**, Universiti Sains Malaysia, Pulau Pinang, Malaysia

**Dr. Hao Wu**, NGM Biopharmaceuticals Inc., 630 Gateway Blvd., South San Francisco, CA

**Dr. Hari Kishore Annavarapu**, University of Texas Southwestern Medical Center, Dallas, Texas,

**Dr. Nora H Al-Shaalan**, Princess Nora Bint Abdul Rahman University, Riyadh, Saudi Arabia

**Dr. Hassan Ahmadvand**, Dept. of Biochemistry, School of Medicine, Lorestan University of Medical Sciences, Khoram Abad, Iran

**Dr. Hassan Ali Zamani**, Quchan Branch, Islamic Azad University, Quchan, Iran

**Dr. Nesreen Nadhum Majeed**, Basra University, Basra, Iraq

**Dr. Ho Soon Min**, Faculty of Applied Sciences, INTI International University, Persiaran Perdana BBN, Putra Nilai, Nilai, Negeri Sembilan, Malaysia

Reach Us   +32-10-28-02-25

**Dr. Neeta Raj Sharma**, Faculty of Biotechnology & Biosciences, Lovely Professional University (LPU), Phagwara, Punjab, India

**Dr. Houda Bouchafra**, Laboratory of Organic Chemistry Application, Faculty of Sciences and Techniques, FES University Sidi Mohammed Ibn Abdillah, FES, Morocco

**Dr. Nasr H El-Hammamy**, Alexandria University, Alexandria, Egypt

**Dr. Hua-Jun Luo**, College of Biological and Pharmaceutical Science, China Three Gorges University, Yichang, Hubei province, P. R. China

**Dr. Naji A Abood**, Basrah University, Basrah, Iraq

**Dr. N. Vijayakumar**, Department of Biochemistry and Biotechnology, Annamalai University, India

**Dr. Murlidhar P. Wadekar**, Department of Chemistry, Govt. Vidarbha Institute of Science & Humanities, Amravati, India

**Munther Abdul-Jaleel Mohammed-Ali**, Basra University, Basra, Iraq

**Dr. Mubo A Sonibare**, University of Ibadan, Ibadan Nigeria

**Dr. Ikotun Adebomi Ayodeji**, Bowen University, Iwo, Osun State, Nigeria

**Dr. Inna Razdorskaya**, Department of Management and Economics of Pharmacy, Kursk State Medical University, Russia

**Dr. Moynul Hasan**, Dhaka International University, Banani, Dhaka, Bangladesh

**Dr. Mohammed Y S Abary**, Cairo University, Egypt

**Dr. J K Koka**, University of Cape Coast, Ghana

**Dr. J K Tufuor**, University of Cape Coast, Cape Coast, Ghana

**Dr. Youssef Ramli**, Faculty of Medicine and Pharmacy, Mohammed V University- Rabat, Morocco

**Dr. J P K, Adotey**, University of Cape Coast, Ghana

**Dr. Mohammed Rahmatullah**, Faculty of Life Sciences, University of Development Alternative, Dhanmondi, Dhaka, Bangladesh

**Dr. Jackson Roberto Guedes da Silva Almeida**, Universidade Federal do Vale do São Francisco, Petrolina, Pernambuco, Brazil



**Dr. Jin Quan Wang**, Institute of Bioengineering and Nanotechnology, Singapore

**Dr. Mohammed Abdelwahab Abdelgawad**, Department of Pharmaceutical Organic Chemistry, Faculty of Pharmacy, Beni Suef University, Beni Suef, Egypt

**Dr. Jinghua Duan**, Department of Pharmaceutics, School of Pharmacy, University of Washington, Seattle, WA, USA

**Dr. Jitendra Ramteke**, Department of Physics, SMMC, Nagpur, India

**Dr. Mohamed Salama**, Faculty of Pharmacy UiTM(Universiti Teknologi Mara), Campus Puncak, Alam, Selangor, Malaysia

**Dr. Julianeli Tolentino de Lima**, Universidade Federal do Vale do São Francisco, Pernambuco, Brazil Reach Us   +32-10-28-02-25

**Dr. Mohamed Abdelmanef Abderrabba**, The Molecular Materials and Applications Laboratory, IPEST, University of Carthage, La Marsa, Tunisia

**Dr. Kabore Adama**, Institut de l'Environnement et de Recherches Agricoles, Ouagadougou, Burkina Faso

**Dr. Kawkab Ali Hussain**, University of Basrah, Iraq

**Dr. Menderes Koyuncu**, Yuzuncu Y?l University, Van, Turkey

**Dr. Ketan C. Parmar**, Sir P T Sarvajanic College of Science, Surat, India

**Dr. Mellah Ilyas**, Department of Chemistry, Uludag University, Turkey

**Dr. Khaled Nabih Zaki Rashed**, National Research Centre (NRC), Pharmacognosy Department, Pharmaceutical and Drug Industries Research Division, Dokki, Giza, Egypt

**Dr. Maryam Niyiyati**, Department of Medical Parasitology & Mycology, School of Medicine, Shahid Beheshti University of Medical Sciences, Tehran, Iran

**Dr. Kiran Vangara**, Insys Therapeutics. Inc., Chandler, AZ, USA

**Dr. Makky E A**, University Malaysia Pahang, Kuantan, Pahang, Malaysia

**Dr. Majdouline Larif**, Separation Process Laboratory, Faculty of Science, University Ibn Tofail, Kenitra, Morocco

**Dr. Mahmoud Salman**, Taif University, Taif, Kingdom of Saudi Arabia

**Dr. Mahmoud Mahyoob Alburyhi**, Faculty of Pharmacy, Sanaa University, Yemen

**Dr. Kishorbhai R. Desai**, Department of Chemistry, Uka Tarsadia University, Bardoli-Mahuva Road, Bardoli, Surat

**Dr. Konstantinos M. Kasiotis**, Benaki Phytopathological Institute, Department of Pesticides Control and Phytopharmacy, Kifissia, Athens

**Dr. Mahmoud Bahmani**, University of Medical Sciences, Iran

**Dr. Lotf Ali Saghatforoush**, Payame Noor University, Iran

**Dr. Mahesh Bhide**, Coldstream Labs, Kentucky, USA

**Dr. Madu P C**, Nasarawa State University, Keffi

**Dr. Lotfi Baameur**, Kasdi Merbah University, Ouargla, Algeria

**Dr. M. V. Ramana**, Department of Physics, S. R. & B. G. N. R. Government Arts and Science College, Khammam, A.P., India

**Dr. Lucas V B Hoelz**, Cidade Universitária, Ilha do Fundão, Rio de Janeiro, RJ, Brazil

**Dr. M P Kanyonga**, UER de biochimie, chimie médicale et pharmacologie, I S T M Kinshasa, R D Congo

**Dr. M K Gafar**, Kebbi State University of Science and Technology, Aliero, Nigeria

**Dr. M O Agwara**, University of Yaoundé I, Yaoundé, Cameroon

**Dr. Kabore Adama**, Institut de l'Environnement et de Recherches Agricoles, Bobo Dioulasso, Burkina Faso

**Dr. Jitendra Ramteke**, Department of Physics, SMMC, Nagpur, India

**Dr. Jackson Roberto Guedes da Silva Almeida**, Universidade Federal do Vale do São Francisco, Petrolina, Pernambuco, Brazil

**Dr. J K Tufuor**, University of Cape Coast, Cape Coast, Ghana

**G Aranovich**, Johns Hopkins University, Baltimore, Maryland, USA

**Dr. Chinyere Okwelogu**, University of Lagos, Nigeria  
**Dr. Chukwuemeka P C Azubuike**, University of Lagos, Lagos, Nigeria

**Dr. Bachir Benarba**, Department of Biology, University of Mascara, Algeria

**Dr. Amer E A**, Cairo University, Egypt

**Dr. Aleksandra N Pavlovic**, University of Nis, Visegradska, Nis, Serbia

**Maulin Pramod Shah**, Chief Scientist & Head-Industrial Waste Water Research Lab, Division of Applied & Environmental Microbiology Lab, Enviro Technology Limited, Ankleshwar, India

**Dr. Abdülmelik ARAS**, Kafkas university, Kars, Turkey

**Dr. Manoj P Dandekar**, McGovern Medical School, The University of Texas Health Science Center at Houston, Texas

**Dr. Marco Fiore**, Department of Anesthesiological, Surgical and Emergency Sciences, Italy

**Dr. Shahin Gavanji**, Biotechnology, Isfahan university, Iran

**Antonio Vassallo**, University of Basilicata. Viale dell'Ateneo Lucano, Potenza (ITALY)

**Dr Shaili Aggarwal**, Department of Pharmacology & Physiology, Drexel University College of Medicine Philadelphia, PA, USA

**Vipulkumar Parsottambhai**, School of Pharmacy, Rajkot, Gujarat, India





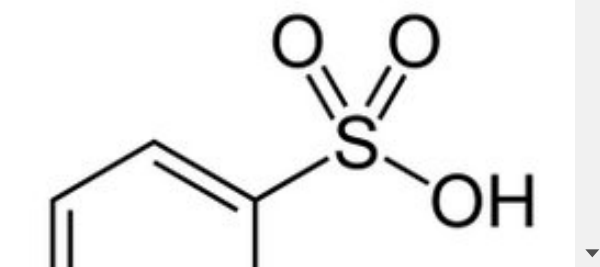
Reach Us   +32-10-28-02-25

## Tweets by @jocpr323



**Nehal**  
@jocpr323

#Microwave Assisted Rapid Synthesis of 1, 8-Dioxo-Octahydroxanthenes Using Lignin  
#SulphonicAcid @jocpr.com/articles/micro...



[Embed](#)

[View on Twitter](#)

© 2020 JOCPR. All right reserved. Sitemap (<http://www.jocpr.com/sitemap.html>)



(<https://www.facebook.com/Journal-of-Chemical-and-Pharmaceutical-Research-413801832431738/>)



(<https://twitter.com/jocpr323>)

# Journal of Chemical and Pharmaceutical Research

## (ISSN : 0975-7384)



Reach Us   +32-10-28-02-25



All submissions of the EM system will be redirected to **Online Manuscript Submission System**. Authors are requested to submit articles directly to **Online Manuscript Submission System** (<https://www.scholarscentral.org/submission/chemical-pharmaceutical-research.html>) of respective journal.

## Volume 7, Issue 4 2015: Journal of Chemical and Pharmaceutical Research

Synthesis of some novel thiazole derivatives (<http://www.jocpr.com/articles/synthesis-of-some-novel-thiazole-derivatives.pdf>)

Venkateswara Rao Vallu, Maloyesh Biswas, Satyanarayana Bollikonda, Pratap Reddy Padi, Rajendra Agarwal and Mahesh Reddy Ghanta

Page No: 564-569

Synthesis and the antimicrobial activity study of the novel derivatives of 4-oxo- and 4-thio-5-methyl-6-(1,2,4-oxadiazol-5-yl)thieno[2,3-d]pyrimidines (<http://www.jocpr.com/articles/synthesis-and-the-antimicrobial-activity-study-of-the-novel-derivatives-of-4oxo-and-4thio5methyl6124oxadiazol5ylthieno23.pdf>)

Sergiy V. Vlasov, Sergiy M. Kovalenko and Valentin P. Chernykh

Page No: 1043-1048

Antimicrobial finishing of first aid cotton bandage by N-N-dimethylamine N-ethylamine chitosan (<http://www.jocpr.com/articles/antimicrobial-finishing-of-first-aid-cotton-bandage-by-nndimethylamine-nethylamine-chitosan.pdf>)

Sachin A. Aswar, Sandip K. Soni, Deepak Ubarhande, Vijay S.Yeul and Pundlik Rambhau Bhagat

Page No: 1117-1119

An improved ELECTRE method to the evaluation of extracurricular sports lifestyle (<http://www.jocpr.com/articles/an-improved-electre-method-to-the-evaluation-of-extracurricularsports-lifestyle.pdf>)

Hai Wang

318-321



Tinggalkan suatu pesan

Ab initio and DFT investigation of C4 & C7 position of sialidase antiviral inhibitor (<http://www.jocpr.com/articles/ab-initio-and-dft-investigation-of-c4-c7-position-of-sialidase-antiviral-inhibitor.pdf>)

**Krishnan Chandrasekaran**

**Page No: 425-430**

---

An improved genetic algorithm to the job shop scheduling problem (<http://www.jocpr.com/articles/an-improved-genetic-algorithm-to-the-job-shop-scheduling-problem.pdf>)

**Yu Yan-Fang and Ying Yue**

**Page No: 322-325**

Reach Us   +32-10-28-02-25

---

Preparation, spectroscopic and thermal investigations on charge-transfer complexes formed in the reaction of ribavirin drug and various acceptors (<http://www.jocpr.com/articles/preparation-spectroscopic-and-thermal-investigations-on-charge-transfer-complexes-formed-in-the-reaction-of-ribavirin-dru.pdf>)

**Akmal S. Gaballa**

**Page No: 431-446**

---

Titanium oxide nano-particles as anti-wear and friction-reduction additives in lubricating oil (<http://www.jocpr.com/articles/titanium-oxide-nanoparticles-as-antiwear-and-frictionreduction-additives-in-lubricating-oil.pdf>)

**Vijay Kumar S. Jatti**

**Page No: 1049-1055**

---

Synthesis, spectroscopic studies of new azo ligands Schiff base and amines derived of 5-phenylazo-2-hydroxybenzaldehyde (<http://www.jocpr.com/articles/synthesis-spectroscopic-studies-of-new-azo-ligands-schiff-base-and-amines-derived-of-5phenylazo2hydroxybenzaldehyde.pdf>)

**Salem Atia, Tahar Douadi, Ali Douadi, Touhami Lanez and Mousa Al-Noaimi**

**Page No: 692-696**

---

Contribution to the study of some biological aspects of Tuta absoluta in the region of Mascara (Algeria) (<http://www.jocpr.com/articles/contribution-to-the-study-of-some-biological-aspects-of-tuta-absoluta-in-the-region-of-mascara-algeria.pdf>)

**M. Elouissi and A. Berkani**

**Page No: 447-451**


---

Simultaneous estimation of cefepime hydrochloride and sulbactam sodium in combined dosage form (<http://www.jocpr.com/articles/simultaneous-estimation-of-cefepime-hydrochloride-and-sulbactam-sodium-in-combined-dosage-form.pdf>)

**Anjali Patel, Laxman Prajapati, Amit Joshi, Mohammadali Kharodiya and Sandip Patel**

**Page No: 860-865**

---

 Improved LEACH Route Protocol based on SAX in WSN (<http://www.jocpr.com/articles/an-improved-leach-route-based-on-sax-in-wsn.pdf>)

**Xinping Guo, Dianhong Wang and Yamin Li**

**Page No: 1350-1353**

Tinggalkan suatu pesan

Screening of *Annona muricata* for *E. coli* enoyl acyl carrier protein reductase inhibitors by molecular docking (<http://www.jocpr.com/articles/screening-of-annona-muricata-for-e-coli-enoyl-acyl-carrier-protein-reductase-inhibitors-by-molecular-docking.pdf>)

**Santhoshkumar Muthu and Brindha Durairaj**

**Page No: 452-457**

Design of LuxO based inhibitors to reverse engineer the genetic circuit of *Vibrio cholera*- an anti-virulent cholera therapy (<http://www.jocpr.com/articles/design-of-luxo-based-inhibitors-to-reverse-engineer-the-genetic-circuit-of-vibrio-cholera-an-antivirulent-cholera-therap.pdf>)

**Hema M, Karthi S and Adline Princy S**

**Page No: 1544-1552**

Chemical composition and antimicrobial activity of the essential oil from *Artemisia herbaalba* Asso growing in the north west of Algeria (<http://www.jocpr.com/articles/chemical-composition-and-antimicrobial-activity-of-the-essential-oil-from-artemisia-herbaalba-asso-growing-in-the-north.pdf>)

**Nebia Bouzidi Maghraoui, Khalladi Mederbal, Kada Ibri, Lakhdar Beladid and Nair Samira**

**Page No: 458-462**

Activated coke moving bed heat exchanger performance study (<http://www.jocpr.com/articles/activated-coke-moving-bed-heat-exchanger-performance-study.pdf>)

**Yanfeng Liu and Pengcheng Wang**

**Page No: 1354-1364**

Research of Influence Aerodynamic Mistuning on Horizontal Axis Wind Turbines (<http://www.jocpr.com/articles/research-of-influence-aerodynamic-mistuning-on-horizontal-axis-wind-turbines.pdf>)

**Xiaoming Chen and Shun Kang**

**Page No: 1365-1369**

Comparative study of the optimum controller selection for control distillation column level in Khartoum Refinery (<http://www.jocpr.com/articles/comparative-study-of-the-optimum-controller-selection-for-control-distillation-column-level-in-khartoum-refinery.pdf>)

**Salah Eldeen F. Hegazi, Gurashi Abdallah Gasmelseed, Mubarak A. Aldoma and Mohammed M. Bukhari**

**Page No: 463-470**

Toxicity and phytochemistry test of methanol extract of several plants from papua using Brine Shrimp Lethality Test (BSLT) (<http://www.jocpr.com/articles/toxicity-and-phytochemistry-test-of-methanol-extract-of-several-plants-from-papua-using-brine-shrimp-lethality-test-bslt.pdf>)

**Martina Sri Lestari, Toto Himawan, A. Latif Abadi and Rurini Retnowati**

**Page No: 866-872**

Comprehensive study of various parameters of drinking water in Gwalior (M.P.) (<http://www.jocpr.com/articles/comprehensive-study-of-various-parameters-of-drinking-water-in-gwalior-mp.pdf>)

**Sunisha Kulkarni\* and Kaushal Prasad Mishra**

Tinggalkan suatu pesan

Page No: 1553-1564

---

N-(phosphonomethyl)iminodiacetic acid adsorption onto D301 composite resin  
(<http://www.jocpr.com/articles/nphosphonomethyliminodiacetic-acid-adsorption-onto-d301-composite-resin.pdf>)

**Changhai Li, Shijing Xu, Yonggan Li, Dongmei Jia and Lin Lin Chen**

Page No: 471-475

---

Study on Hydrogen Donors Catalytic Upgrading of Heavy Oil Using Ultradispersed Catalysts  
(<http://www.jocpr.com/articles/study-on-hydrogen-donors-catalytic-upgrading-of-heavy-oil-using-ultradispersed-catalyst.pdf>)

**Fajun Zhao, Jinhao Huang, Mingze Li, Simiao Liu, Yuxian Guo and Pengfei Zhang**

Page No: 1370-1377

---

Preparation and in vitro evaluation of oxybutynin transdermal gel formulations  
(<http://www.jocpr.com/articles/preparation-and-in-vitro-evaluation-of-oxybutynin-transdermal-gel-formulations.pdf>)

**Abdullah Mrad, Hind El-Zein and Issa Hassan**

Page No: 1565-1574

---

A study on financial risk control of group enterprise  
(<http://www.jocpr.com/articles/a-study-on-financial-risk-control-of-group-enterprise.pdf>)

**Hong mei-xiang**

Page No: 326-333

---

Study of physical properties of drinking water from different bore-well of rural area of Bhiloda Taluka, Aravali district  
(<http://www.jocpr.com/articles/study-of-physical-properties-of-drinking-water-from-different-borewell-of-rural-area-of-bhiloda-taluka-aravali-district.pdf>)

**K. P. Damor and D. C. Patel**

Page No: 476-478

---

Neuroprotective activity of 2-methyl-3-phenylaminomethylquinolin-4-one in experimental traumatic brain injury in rats  
(<http://www.jocpr.com/articles/neuroprotective-activity-of-2methyl3phenylaminomethylquinolin4one-in-experimental-traumatic-brain-injury-in-rats.pdf>)

**Illya M. Podolsky and Sergiy Yu. Shtrygol**

Page No: 518-524

---

Studies on the potential therapeutic effects on the aquatic macrophytes namely Cabomba aquatica, Ceratophyllum demersum and Hygrophila corymbosa  
(<http://www.jocpr.com/articles/studies-on-the-potential-therapeutic-effects-on-the-aquatic-macrophytes-namely-cabomba-aquatica-ceratophyllum-demersuman.pdf>)

**Malathy R. and Shaleesha A. Stanley**

Page No: 479-483

---



Tinggalkan suatu pesan

Seroprevalence of avian influenza in broilers of District Quetta, Balochistan, Pakistan (<http://www.jocpr.com/articles/seroprevalence-of-avian-influenza-in-broilers-of-district-quetta-balochistan-pakistan.pdf>)

Arif M, Rind R. U, Shah M. G, Nisha A. R, Umer M, Kaka U, Zaman A, Tariq M, Rehman SA, Hasan SM and Khan MS  
Page No: 1378-1384

---

Extraction and simple characterization of anthocyanin compounds from *Rubus rosifolius* Sm fruit (<http://www.jocpr.com/articles/extraction-and-simple-characterization-of-anthocyanin-compounds-from-rubus-rosifolius-sm-fruit.pdf>)

Hilda Amanda, Adlis Santoni and Djaswir Darwis  
Page No: 873-878

Reach Us   +32-10-28-02-25

---

Preparation and performance of different acid-doped polyaniline (<http://www.jocpr.com/articles/preparation-and-performance-of-different-aciddoped-polyaniline.pdf>)

Xiao Hua Wang, Chuan Qiang Li, Qi Tang and Yuan Hua Mu  
Page No: 334-338

---

Kinetic model of pickles shelf life prediction (<http://www.jocpr.com/articles/kinetic-model-of-pickles-shelf-life-prediction.pdf>)

Wang Hong, Sun Jianfeng, Liu Qian, Pang Yahui, Jia Ziyang, Wang Jie and Liu Shujun  
Page No: 484-489

---

Treatment of Dairy Wastewater using Orange and Banana Peels (<http://www.jocpr.com/articles/treatment-of-dairy-wastewater-using-orange-and-banana-peels.pdf>)

Thuraiya Mahir Al Khusaibi, Joefel Jessica Dumarán, M. Geetha Devi, L. Nageswara Rao and S. Feroz  
Page No: 1385-1391

---

Photocatalytic hydroxylation of phenol to dihydroxybenzenes by TiO<sub>2</sub>/RGO composites (<http://www.jocpr.com/articles/photocatalytic-hydroxylation-of-phenol-to-dihydroxybenzenes-by-tio2rgo-composites.pdf>)

Xili Shang, Changhai Li, Meiling Liu, Ping Du and Jingjing Zheng  
Page No: 490-495

---

Quantity essential oil from rose callus leaf (*Rosa hybrid* L. variety *Hybride tea purple*): Results of light elicitation (<http://www.jocpr.com/articles/quantity-essential-oil-from-rose-callus-leaf-rosa-hybrid-l-variety-hybride-tea-purple-results-of-light-elicitation.pdf>)

Ribkahwati, Hery Purnobasuki, Isnaeni and Edy Setiti Wida Utami  
Page No: 496-499

---

Antibacterial screening of different part of Drumstic tree (*Moringa oleifera* Lam) (<http://www.jocpr.com/articles/antibacterial-screening-of-different-part-of-drumstic-tree-moringa-oleifera-lam.pdf>)

Rabiu Abdulkadir, Zarizal Suhaili and Md. Sarwar Jahan  
Page No: 500-505

Tinggalkan suatu pesan

Utilization of *Annona muricata* L. seeds as potential adsorbents for the removal of rhodamine B from aqueous solution (<http://www.jocpr.com/articles/utilization-of-annona-muricata-l-seeds-as-potential-adsorbents-for-the-removal-of-rhodamine-b-from-aqueous-solution.pdf>)

**Zulkarnain Chaidir, Firda Furqani, Rahmiana Zein and Edison Munaf**

**Page No: 879-888**

---

Studies on the toxicological effects of bimetals on the cladoceran, *Daphnia magna* and examination of histopathological effects through Transmission Electron Microscopy (TEM) (<http://www.jocpr.com/articles/studies-on-the-toxicological-effects-of-bimetals-on-the-cladoceran-daphnia-magna-and-examination-of-histopathological-effects-through-transmission-electron-microscopy-tem.pdf>)

**Akila Selvi Rajaretnamand Shaleesha A. Stanley**

**Page No: 506-511**

---

Efficacy of old antibiotics against commonly isolated bacterial isolates in a tertiary care hospital (<http://www.jocpr.com/articles/efficacy-of-old-antibiotics-against-commonly-isolated-bacterial-isolates-in-a-tertiary-care-hospital.pdf>)

**Snehali Majumder\* and Mohammed Rahmatullah**

**Page No: 1392-1396**

---

Synthesis and biological activity studies of novel heterocyclic compounds (<http://www.jocpr.com/articles/synthesis-and-biological-activity-studies-of-novel-heterocyclic-compounds.pdf>)

**C. A. M. A. Huq and S. Sivakumar**

**Page No: 339-345**

---

Synthesis, characterization, in silico DNA studies and antibacterial evaluation of transition metal complexes of thiazole based pyrazolone Schiff base (<http://www.jocpr.com/articles/synthesis-characterization-in-silico-dna-studies-and-antibacterial-evaluation-of-transition-metal-complexes-of-thiazole.pdf>)

**J. Senthil Kumarana, J. Muthukumar, N. Jayachandramani and S. Mahalakshmi**

**Page No: 1397-1409**

---

Efficient and convenient Suzuki cross-coupling reaction catalyzed by a new synthesized palladium co-ordination metal complex of cyano-acetohydrazide Schiff base (<http://www.jocpr.com/articles/efficient-and-convenient-suzuki-crosscoupling-reaction-catalyzed-by-a-new-synthesized-palladium-coordination-metal-compl.pdf>)

**Jadeja Juvansinh, Mayank Mamtora, Javed Mahetar, Manawar Rohit and M. K. Shah**

**Page No: 1410-1417**


---

Effects of pv cell modification to its performance in generating current and voltage with KI/KI3 electrolytes system (<http://www.jocpr.com/articles/effects-of-pv-cell-modification-to-its-performance-in-generating-current-and-voltage-with-kiki3-electrolytes-system.pdf>)

**Rera Aga Salihat, Arif Yasthophi, Admin Alif and Hermansyah Aziz**

**Page No: 605-614**

---

 Comparative analysis of functional & structural impact of N171A in endo- $\beta$ -N-acetylglucosaminidases through computational approach (<http://www.jocpr.com/articles/a-comparative-analysis-of-functional-structural-impact-of-n171a-in-endonacetylglucosaminidases-through-computational-ap.pdf>)

**Tinggalkan suatu pesan**

Shechinah Felice Choragudi, B. V. Raman, Leela T and Bondili JS

Page No: 1575-1580

---

Synthesis, physical and chemical properties of new esters of 2-((4-R-3-R1-1,2,4-triazole-5-yl)thio)acetic acids (<http://www.jocpr.com/articles/synthesis-physical-and-chemical-properties-of-new-esters-of-24r3r1124triazole5ylthioacetic-acids.pdf>)

O. Shcherbynaa, E. S. Pruglo, O. I. Panasenko and Ye. H. Knysh

Page No: 1418-1422

---

Reach Us   +32-10-28-02-25

---

Formulation and in-vitro evaluation of levocetirizine dihydrochloride orodispersible tablets (<http://www.jocpr.com/articles/formulation-and-invitro-evaluation-of-levocetirizine-dihydrochloride-orodispersible-tablets.pdf>)

Gharti Kul P., Sharma Bidur and Bharati Laxman

Page No: 792-799

---

Separation and identification of heavy metal ions by thin layer chromatography on silica gel-G (<http://www.jocpr.com/articles/separation-and-identification-of-heavy-metal-ions-by-thin-layer-chromatography-on-silica-gelg.pdf>)

Meghna H. Jumde and Wasudeo B. Gurnule

Page No: 889-895

---

The relationship between the impaction of Mandibular Third Molar and Guns Ratio (<http://www.jocpr.com/articles/the-relationship-between-the-impaction-of-mandibular-third-molar-and-guns-ratio.pdf>)

Hoshyar Abbasi, Nafeseh Nikkerdar and Ebrahim Rabiei

Page No: 1581-1585

---

Development and application of software for expanding map symbol database in oracle spatial (<http://www.jocpr.com/articles/development-and-application-of-software-for-expanding-map-symbol-database-in-oracle-spatial.pdf>)

Dong Zhengming

Page No: 1201-1206

---

Characterization of the keratinolytic activity of indigenous Bacillus subtilis keratinase (<http://www.jocpr.com/articles/characterization-of-the-keratinolytic-activity-of-indigenous-bacillus-subtilis-keratinase.pdf>)

Yasmeen Faiz Kazi, Pardeep Kumar and Irshad Hussain Soomro

Page No: 800-809

---

Controlling calcium dissolution during lanthanides leaching operation from phosphogypsum waste (<http://www.jocpr.com/articles/controlling-calcium-dissolution-during-lanthanides-leaching-operation-from-gypsum-waste.pdf>)

Ujaim, M. M. Fawzy and O. S. Helaly

Page No: 896-907

---

Tinggalkan suatu pesan



Foreign language teaching principles in multimedia network environment (<http://www.jocpr.com/articles/foreign-language-teaching-principles-in-multimedia-network-environment.pdf>)

**Zou Xiaowei and Chen Ying**

**Page No: 1207-1210**

---

Study of niosomated cytarabine (<http://www.jocpr.com/articles/study-of-niosomated-cytarabine.pdf>)

**Rabei H, Saffari Z, Chiani M, Farhanghi A and Norouzian D**

**Page No: 1586-1590**

---

Reach Us   +32-10-28-02-25

---

Polyphenol total content, IC50 and antioxidant activities of ethanol extract from some cocoa (*Theobroma cacao*) beans in South Sulawesi Indonesia (<http://www.jocpr.com/articles/polyphenol-total-content-ic50-and-antioxidant-activities-of-ethanol-extract-from-some-cocoa-theobroma-cacao-beans-in-sou.pdf>)

**Andi Emelda**

**Page No: 1211-1214**

---

DPPH antioxidant activity, total phenolic and total flavonoid content of different part of Drumstic tree (*Moringa oleifera* Lam.) (<http://www.jocpr.com/articles/dpph-antioxidant-activity-total-phenolic-and-total-flavonoid-content-of-different-part-of-drumstic-tree-moringa-oleifera.pdf>)

**Abdulaziz Rabi Abdulkdir, Dhiya Dalila Zawawi and Md. Sarwar Jahan**

**Page No: 1423-1428**

---

Quantum dots: A potential candidate as a biomedical material (<http://www.jocpr.com/articles/quantum-dots-a-potential-candidate-as-a-biomedical-material.pdf>)

**Shfali Arora, Mamta Latwal, Shaiely Singhal, Shilpi Agarwal, K. Mohan Reddy and Deepak Kumar**

**Page No: 810-814**

---

New assay method UV spectroscopy for determination of Indomethacin in pharmaceutical formulation (<http://www.jocpr.com/articles/new-assay-method-uv-spectroscopy-for-determination-of-indomethacin-in-pharmaceutical-formulation.pdf>)

**Karima Fadhil Ali, Ali Rasool Mahmood Albakaa and Zinah Hussein Ali**

**Page No: 1591-1596**

---

Study on the diversity of microbial communities and chemical constituents in Sichuan pickles (<http://www.jocpr.com/articles/study-on-the-diversity-of-microbial-communities-and-chemical-constituents-in-sichuan-pickles.pdf>)

**Shuai Zhang, Zuchao Lei, Xiufeng Long, Peng Qiu, Lei Wang, Zhigang Zeng and Yongqiang Tian**

**Page No: 1429-1435**

---

Simultaneous determination of guaiphenesin and salbutamol sulphate in pharmaceutical dosage by reverse phase high performance liquid chromatography (<http://www.jocpr.com/articles/simultaneous-determination-of-guaiphenesin-and-salbutamol-sulphate-in-pharmaceutical-dosage-by-reverse-phase-high-perfor.pdf>)

**Rele**

**Page No: 908-912**

---

Tinggalkan suatu pesan

First polyphasic identification of clostridium celerecrescens from Luzhou-flavor liquor pit mud (<http://www.jocpr.com/articles/first-polyphasic-identification-of-clostridium-celerecrescens-from-luzhouflavor-liquor-pit-mud.pdf>)

**Zhengkai Xue**

**Page No: 1222-1230**

---

Studies on the interaction and effect of Mn(II), Fe(II), Co(II), Ni(II),Cu(II), Zn(II) and Cd(II) mixed- ligand complexes of cephalixin mono hydrate and furan-2-carboxylic acid to different DNA sources (<http://www.jocpr.com/articles/studies-on-the-interaction-and-effect-of-mnii-feii-coii-niicuii-znii-and-cdii-mixed-ligand-complexes-of-cep'le.com.pdf>)

Reach Us   +92-10-28-02-25

**Taghreed H. Al-Noor\*, Israa AJ. Ibrahim and Mohmmud Mahdi Jawad**

**Page No: 815-823**

---

Validation of a HPLC method for the quantification of flavonoids in Mexican Lime (Citrus Aurantifolia) during the Progression of Witches' Broom Disease (<http://www.jocpr.com/articles/validation-of-a-hplc-method-for-the-quantification-of-flavonoids-in-mexican-lime-citrus-aurantifolia-during-the-progress.pdf>)

**Saeed Mollayi, Faezeh Ghanati and Alireza Ghassempour**

**Page No: 1597-1603**

---

Study of technological properties of the active pharmaceutical ingredients for developing the combined medicine for neuropathy complex treatment (<http://www.jocpr.com/articles/study-of-technological-properties-of-the-active-pharmaceutical-ingredients-for-developing-the-combined-medicine-for-neur.pdf>)

**Almakaiev MS**

**Page No: 1231-1235**

---

Optimization of a liposomal delivery system for the highly antioxidant methanol extract of stem-bark of Schumacheria castaneifolia Vahl (<http://www.jocpr.com/articles/optimization-of-a-liposomal-delivery-system-for-the-highly-antioxidant-methanol-extract-of-stembark-of-schumacheria-cast.pdf>)

**K. M. G. K. Pamunuwa, C. J. Bandara, V. Karunaratne and D. N. Karunaratne**

**Page No: 1236-1245**

---

Anticancer properties of resveratrol on chemically induced hepatocellular carcinoma in rats: Inhibition of metastasis and angiogenesis (<http://www.jocpr.com/articles/anticancer-properties-of-resveratrol-on-chemically-induced-hepatocellular-carcinoma-in-rats-inhibition-of-metastasis-and.pdf>)

**Abeer H. Abdel-Halim, Amal A. Fyiad, Mamdouh M. Ali and Saeed M. Soliman**

**Page No: 913-921**

---

Ion exchange resins as drug delivery carriers (<http://www.jocpr.com/articles/ion-exchange-resins-as-drug-delivery-carriers.pdf>)

**S. Sivaneswari, D. Veena, P. Sai Sumana, P. Subhashree, L. Ramya, R. Rajalakshmi, P. J. Chandana and E. Karthikeyan**

**Page No: 1436-1445**

---



Tinggalkan suatu pesan

Antibacterial and photocatalytic activity of ZnO nanoparticles synthesized by sol-gel method (<http://www.jocpr.com/articles/antibacterial-and-photocatalytic-activity-of-zno-nanoparticles-synthesized-by-sol-gel-method.pdf>)

**S. Sunitha and A. Nageswara Rao**

**Page No: 1446-1451**

---

Diversity of some endophytic fungi associated with rice black bug *Paraeucosmetus pallicornis* on rice plant (<http://www.jocpr.com/articles/diversity-of-some-endophytic-fungi-associated-with-rice-black-bug-paraeucosmetus-pallicornis-on-rice-plant.pdf>)

**Nur Amin, La Daha, Nurariaty Agus, Ade Rosmana and Muh. Fadlan**

**Page No: 1246-1253**

---

Reach Us   +32-10-28-02-25

Ethnobotanic study, phytochemical screening, antioxidant and antibacterial activities of *Tapinanthus pentagonia* (<http://www.jocpr.com/articles/ethnobotanic-study-phytochemical-screening-antioxidant-and-antibacterial-activities-of-tapinanthus-pentagonia.pdf>)

**Mohamed Samba, Aichetou Cheikh, M. V. Ould-Mohamed-Abdellahi, Abderrahmane Hadou, Ahmed Ismail Boumediana, Abdi Kaihil, Mohamed Vadel Deida, Samba Dieng, El Mokhtar Essassi and Mohamed Said Minniha**

**Page No: 1604-1610**

---

Gas chromatography-Mass Spectrometric assessment of the presence of phthalates in branded and locally available cosmetics stored in glass and plastic containers (<http://www.jocpr.com/articles/gas-chromatography-mass-spectrometric-assessment-of-the-presence-of-phthalates-in-branded-and-locally-available-cosmetics.pdf>)

**Sana. Zulfiqar, Naeema Khan, Irum Asif, Zeeshan Ahmed and Muhammad Arshad**

**Page No: 824-829**

---

Equilibrium and kinetic studies of adsorption system of chromium ions from aqueous solution using *chondrus crispus* activated carbon (<http://www.jocpr.com/articles/equilibrium-and-kinetic-studies-of-adsorption-system-of-chromium-ions-from-aqueous-solution-using-chondrus-crispus-activa.pdf>)

**A. Elavarasan, V. Nandhakumar and B. Ravi**

**Page No: 992-999**

---

Synthesis and characterization of azo derivatives of diacetylresorcinol (<http://www.jocpr.com/articles/synthesis-and-characterization-of-azo-derivatives-of-diacetylresorcinol.pdf>)

**K.Loganathan, K.Sithick Ali, M.Purushothaman, S.Silambarasan and A. Jamal Abdul Nasser**

**Page No: 1452-1455**

---

Phytochemical and pharmacognostical studies of leaves of *Jasminum mesnyi* Hance (<http://www.jocpr.com/articles/phytochemical-and-pharmacognostical-studies-of-leaves-of-jasminum-mesyini-hance.pdf>)

**Bharat Bhushan, Satish Sardana and Gulshan Bansal**

**Page No: 922-926**

---



Tinggalkan suatu pesan

Synthesis and evaluation of antimicrobial activity of benzofuran derivative and its metal complexes (<http://www.jocpr.com/articles/synthesis-and-evaluation-of-antimicrobial-activity-of-benzofuran-derivative-and-its-metal-complexes.pdf>)

**Mayank J. Mamtora, Javed G. Mahetar, Juvansinh J. Jadeja, Rohit B. Manawar and Manish K. Shah**

**Page No: 1456-1460**

---

Copper adsorption onto starch as biopolymer: Isothermal equilibrium and kinetic studies (<http://www.jocpr.com/articles/copper-adsorption-onto-starch-as-biopolymer-isothermal-equilibrium-and-kinetic-studies.pdf>)

**Abdelkader Labidi, Ali Saad and Manef Abderrabba**

**Page No: 1274-1282**

---

Reach Us   +32-10-28-02-25

Anti-mycobacterial and anti-inflammatory activity of Peganum harmala (<http://www.jocpr.com/articles/antimycobacterial-and-antiinflammatory-activity-of-peganum-harmala.pdf>)

**Homa Davoodi, Ezatollah Ghaemi, Maesoumeh Mazandarani, Fatemeh Shakeri, Seyedeh Naeme Javid and Mishar Klishadi**

**Page No: 1611-1616**

---

Chemical controlled strategy of ant occupied coconut tree (*Iridomyrmex cordatus*) (Hymenoptera: Formicidae) as the vector of cocoa pod rot disease (*Phytophthora palmivora*) (<http://www.jocpr.com/articles/chemical-controlled-strategy-of-ant-occupied-coconut-tree-iridomyrmex-cordatus-hymenoptera-formicidae-as-the-vector-of-coc.pdf>)

**Ahdin Gassa and Muhammad Junaid**

**Page No: 30-34**

---

Antimicrobial activity of Ayurvedic herbs against urinary tract infection pathogens (<http://www.jocpr.com/articles/antimicrobial-activity-of-ayurvedic-herbs-against-urinary-tract-infection-pathogens.pdf>)

**Seema Rawat and Sapna Swarup**

**Page No: 1461-1465**

---

Validation of Kayzero/Solcoi software by analysis of reference materials at Kartini research reactor Yogyakarta-Indonesia (<http://www.jocpr.com/articles/validation-of-kayzerosolcoi-software-by-analysis-of-reference-materials-at-kartini-research-reactor-yogyakartaindonesia.pdf>)

**Sri Murniasih, Agus Taftazani and Roto**

**Page No: 927-932**

---

Analysis of principal components of pollution in Baiyangdian (<http://www.jocpr.com/articles/analysis-of-principal-components-of-pollution-in-baiyangdian.pdf>)

**Li Bicaia, He Liansheng, Meng Ruib and Song Juanjuana**

**Page No: 1000-1004**

---

Synthesis, characterization and antibacterial activity of Hystatin 2 derivatives (<http://www.jocpr.com/articles/synthesis-characterization-and-antibacterial-activity-of-hystatin-2-derivatives.pdf>)

**Muhammad Fadzli Abd Razak, Asnuzilawati Asari, Ahmad Sazali Hamzah, Siti Nor Khadijah Addis and Habsah**

Tinggalkan suatu pesan

Mohamad

Page No: 830-837

---

Study of antibacterial potential and phytochemical constituents of three sided *Cissus quadrangularis* (<http://www.jocpr.com/articles/study-of-antibacterial-potential-and-phytochemical-constituents-of-three-sided-cissus-quadrangularis.pdf>)

Suhashini R. and J. Helan Chandra

Page No: 1466-1469

Reach Us   +32-10-28-02-25

---

Adsorption of acid black-7 from synthetic aqueous solution onto *Cucumis sativus* peel (<http://www.jocpr.com/articles/adsorption-of-acid-black7-from-synthetic-aqueous-solution-onto-cucumis-sativus-peel.pdf>)

T. Smitha, T. Santhi and M. Makeswari

Page No: 1617-1625

---

One-pot synthesis of novel 2-arylnaphtho[2',3':4,5] thieno[2,3-d][1,3]pyrimidine-4,5,10(3H)-triones (<http://www.jocpr.com/articles/onepot-synthesis-of-novel-2arylnaphtho2345-thieno23d13pyrimidine45103triones.pdf>)

Yulia Len, Iryna Drapak, Rostyslav Musyanovych, Glib Zagorij and Volodymyr Novikov

Page No: 1470-1472

---

Interpretation of groundwater quality around Ambattur Lake, Chennai, Tamil Nadu (<http://www.jocpr.com/articles/interpretation-of-groundwater-quality-around-ambattur-lake-chennai-tamil-nadu.pdf>)

S. Nandhakumar, K. Varun and N. Sathyanarayanan

Page No: 1626-1633

---

Synthesis and characteristics of amino acid derivatives of 1,4-naphthoquinone (<http://www.jocpr.com/articles/synthesis-and-characteristics-of-amino-acid-derivatives-of-14naphthoquinone.pdf>)

Oksana Figurka, Viktoriia Kochubei, Semen Khomyak, Mykola Platonov, Ivan Martynyuk, Olena Stadnichuk, Zoryana Gubriy, Maria Kurk and Volodymyr Novikov

Page No: 1289-1294

---

**Antibacterial activity of probiotic mixed culture against MRSA and ESBL** (<http://www.jocpr.com/articles/antibacterial-activity-of-probiotic-mixed-culture-against-mrsa-and-esbl.pdf>)

Isnaeni and Ni Made Mertaniasih

Page No: 1005-1010

---

A study on antimicrobial and anthelmintic activity of methanolic leaf extracts of *Syzygium malaccense* (L.) Merr. & Perry (<http://www.jocpr.com/articles/a-study-on-antimicrobial-and-anthelmintic-activity-of-methanolic-leaf-extracts-of-syzygium-malaccense-l-merr--perry.pdf>)

Aiswarya Purushothaman, A. Sangita Sudhir, Gleena Joby, Aravind R. and Alexeyena Varghese

• 838-841



Tinggalkan suatu pesan

Practical synthesis of Mirabegron (<http://www.jocpr.com/articles/practical-synthesis-of-mirabegron.pdf>)

Ravindra Vedanthama, Bhaskar Kandagatla, Sunitha Vyala, Prasada Raju VVNV, Praveen Cherukupalli, Javed Iqbal, Vilas H. Dahanukar, Mukkanti Kagga, Rakeshwar Bandichhor and Srinivas Oruganti

Page No: 1473-1478

---

In vitro antibacterial, antioxidant and  $\alpha$ -amylase inhibition activity of medicinal plants (<http://www.jocpr.com/articles/in-vitro-antibacterial-antioxidant-and-amylase-inhibition-activity-of-medicinal-plants.pdf>)

Archana K. and Jeyamanikandan V

Page No: 1634-1639

Reach Us   +32-10-28-02-25

---

Impact of chlorothalonil and propiconazole on enzyme activities in groundnut (*Arachis hypogaea* L.) soils (<http://www.jocpr.com/articles/impact-of-chlorothalonil-and-propiconazole-on-enzyme-activities-in-groundnut-arachis-hypogaea-l-soils.pdf>)

Chlorothalonil, Propiconazole, Dehydrogenase, Phosphatase, Groundnut soils

Page No: 1295-1302

---

Research of acid mine wastewater treatment technology (<http://www.jocpr.com/articles/research-of-acid-mine-wastewater-treatment-technology.pdf>)

Li Bicaia, He Liansheng, Meng Ruib and Song Juanjuana

Page No: 1011-1017

---

pH metric analysis of complex formation of Cu(II), Ni(II), Co(II) and Fe(III) metal ions and 2-hydroxy-4-substituted phenyl-6-substituted phenyl pyrimidines at 0.1 M ionic strength ([http://www.jocpr.com/articles/ph-metric-analysis-of-complex-formation-of-cu\(II\)-ni\(II\)-co\(II\)-and-fe\(III\)-metal-ions-and-2-hydroxy-4-substituted-phenyl-6-substituted-phenyl-pyrimidines-at-0.1-m-ionic-strength.pdf](http://www.jocpr.com/articles/ph-metric-analysis-of-complex-formation-of-cu(II)-ni(II)-co(II)-and-fe(III)-metal-ions-and-2-hydroxy-4-substituted-phenyl-6-substituted-phenyl-pyrimidines-at-0.1-m-ionic-strength.pdf))

Praneeta V. Susatkar

Page No: 842-848

---

Impact of urbanization on groundwater quality of Bhagalpur city: Deterioration of water quality and its sustainable management (<http://www.jocpr.com/articles/impact-of-urbanization-on-groundwater-quality-of-bhagalpur-city-deterioration-of-water-quality-and-its-sustainable-manag.pdf>)

Firoze Ahmad

Page No: 1303-1307


---

Development and validation of a stability indicating RP-UPLC method for the determination of paracetamol and ibuprofen in tablet (<http://www.jocpr.com/articles/development-and-validation-of-a-stability-indicating-rpuplc-method-for-the-determination-of-paracetamol-and-ibuprofen-in.pdf>)

Sheetal Makwana, Madhavi Patel, Bhawani Singh, Jatin Upadhyay and Anamik Shah

Page No: 1308-1315

---

 ation of peasant's satisfaction about Chongqing rural tourism from the perspective of protecting peasants' and interests (<http://www.jocpr.com/articles/an-evaluation-of-peasants-satisfaction-about-chongqing-rural-tourism-from-the-perspective-of-protecting-peasants-rights.pdf>)

Tinggalkan suatu pesan

**Nanjie Li, Binghui He and Shuhui Jiang**

**Page No: 1316-1322**

---

Bio-removal of toxic Cr (VI) by marine bacteria, Halomonas sp.VITP09 (<http://www.jocpr.com/articles/bioremoval-of-toxic-cr-vi-by-marine-bacteria-halomonas-spvitp09.pdf>)

**Sangeetha Subramanian, Vikas Dhaka, Vipul Ranjan and Vivek Pratap Singh**

**Page No: 849-853**

---

Reach Us   +32-10-28-02-25

Emerging trend in gastroretentive floating tablets technology of ranitidine hydrochloride (<http://www.jocpr.com/articles/emerging-trend-in-gastroretentive-floating-tablets-technology-of-ranitidine-hydrochloride.pdf>)

**D. Nagendrakumar, Keshavshetti G. G. and Bhagyashri Patil**

**Page No: 262-270**

---

Analytical method development and validation of simultaneous estimation of amlodipine besylate and atorvastatin calcium by RP-HPLC method (<http://www.jocpr.com/articles/analytical-method-development-and-validation-of-simultaneous-estimation-of-amlodipine-besylate-and-atorvastatin-calcium-b.pdf>)

**K. S. Nataraj, K. Alekhya, B. Surendra Babu, K. Gnananath and Ch. Bindu**

**Page No: 35-41**

---

Extraction of manganese(II) from acidic buffer medium using D2EHPA and Cyanex 272 as extractants (<http://www.jocpr.com/articles/extraction-of-manganeseii-from-acidic-buffer-medium-using-d2ehpa-and-cyanex-272-as-extractants.pdf>)

**Niharbala Devi**

**Page No: 766-776**

---

Preliminary phytochemical and pharmacognostic analysis of Bauhinia tomentosa (<http://www.jocpr.com/articles/preliminary-phytochemical-and-pharmacognostic-analysis-of-bauhinia-tomentosa.pdf>)

**R. Balabhaskar and K. Vijayalakshmi**

**Page No: 271-277**

---

Stability indicating quantitative RP-HPLC method development and validation for simultaneous determination of metformin hydrochloride and saxagliptin in bulk and combined tablet dosage form (<http://www.jocpr.com/articles/stability-indicating-quantitative-rphplc-method-development-and-validation-for-simultaneous-determination-of-metformin-h.pdf>)

**Mohammad Yunoos and D. Gowri Sankar**

**Page No: 346-355**

---

Ditolyldithiophosphates of titanium: Synthesis, characterization and in vitro antimicrobial and cytotoxic studies (<http://www.jocpr.com/articles/ditolyldithiophosphates-of-titanium-synthesis-characterization-and-in-vitro-antimicrobial-and-cytotoxic-studies.pdf>)

**S. Ruchi, Ruchi Khajuria, Sandeep Kumar and Sushil K. Pandey**

**Page No: 356-365**

---

Tinggalkan suatu pesan

Effect of number of coatings on structure, mechanical properties and corrosion behaviour of HA coating on 316L stainless steel (<http://www.jocpr.com/articles/effect-of-number-of-coatings-on-structure-mechanical-properties-and-corrosion-behaviour-of-ha-coating-on-316l-stainless.pdf>)

**Deepak Narang and Uma Batra**

**Page No: 1018-1023**

---

Bilateral absence of musculocutaneous nerve and its clinical and surgical implications (<http://www.jocpr.com/articles/bilateral-absence-of-musculocutaneous-nerve-and-its-clinical-and-surgical-implications.pdf>)

Reach Us   +32-10-28-02-25

**Ishwar B. Bagoji, M. A. Doshi, Gavishiddappa A. Hadimani, Balappa M. Bannur and B. G. Patil**

**Page No: 1479-1481**

---

Design and synthesis of novel pyrazolines as potent antimicrobial and antioxidant agents (<http://www.jocpr.com/articles/design-and-synthesis-of-novel-pyrazolines-as-potent-antimicrobial-and-antioxidant-agents.pdf>)

**G. Vasanth Kumar, Bi Bi Ahmadi Khatoon and K. Ajay Kumar**

**Page No: 854-859**

---

Validation of a method for direct cadmium determination in breast milk by graphite furnace atomic absorption spectrometry using tantalum treated graphite tube and co-injection of iridium as chemical modifier (<http://www.jocpr.com/articles/validation-of-a-method-for-direct-cadmium-determination-in-breast-milk-by-graphite-furnace-atomic-absorption-spectrometr.pdf>)

**Paulo Celso Pereira Lara, Josianne Niccácio Silveira, Waldomiro Borges Neto, Mark A. Beinner and José B. B. da Silva**

**Page No: 366-371**

---

Novel synthesis of 8-mercaptomethone via pulegon and disodium tetrasulphide ignited by Dowex® 50WX4 (<http://www.jocpr.com/articles/novel-synthesis-of-8mercaptomethone-via-pulegon-and-disodium-tetrasulphide-ignited-by-dowex-50wx4.pdf>)

**Chengyuan Liang, Shiyun Zhang, Shuntao Chen, Wen Zhang and Gennian Mao**

**Page No: 278-281**

---

Synthesis, growth and characterization of semi-organic nonlinear optical 4-sodium substituted 1,4-but-2-ene-di-oic crystals (<http://www.jocpr.com/articles/synthesis-growth-and-characterization-of-semiorganic-nonlinear-optical-4sodium-substituted-14but2enedioic-crystals.pdf>)

**K. Kalpana\*, R. Uvarani and A. Jegatheesan**

**Page No: 1482-1488**

---

Pharmacological properties, phytochemical and GC-MS analysis of Bauhinia acuminata Linn. (<http://www.jocpr.com/articles/pharmacological-properties-phytochemical-and-gcms-analysis-of-bauhinia-acuminata-linn.pdf>)

**Ani Krishna S. R, Hafza S, Poorna Chandrika G, Lekhya Priya C. and Bhaskara Rao K. V**

**Page No: 372-380**



Tinggalkan suatu pesan



Pharmaceutical water system-validation aspects (<http://www.jocpr.com/articles/pharmaceutical-water-systemvalidation-aspects.pdf>)

**Sumanth T. N. and Afrasim Moin**

**Page No: 42-48**

---

Novel synthesis of Ticagrelor, an anti-thrombotic agent (<http://www.jocpr.com/articles/novel-synthesis-of-ticagrelor-an-antithrombotic-agent.pdf>)

**Nitin A. Shimpia, Siva Koteswararao Prathib, Anil Kumar Ponnuruc, Ramesh Batharajud and Rajesh B. Dhakea**

**Page No: 1024-1031**

Reach Us   +32-10-28-02-25

---

Evaluation of antibacterial, antioxidant and lipid degradation potential of Psidium guajava leaf extracts (<http://www.jocpr.com/articles/evaluation-of-antibacterial-antioxidant-and-lipid-degradation-potential-of-psidium-guajava-leaf-extracts.pdf>)

**P. Shreenidhi Ranjini and V. Jeyamanikandan**

**Page No: 1489-1494**

---

Preliminary phytochemical, total phenolics and flavonoid content analysis of Vitex negundo and Calatropis gigantea leaf ethanolic extracts (<http://www.jocpr.com/articles/preliminary-phytochemical-total-phenolics-and-flavonoid-content-analysis-of-vitex-negundo-and-calatropis-gigantea-leaf-e.pdf>)

**K. Prasanna and V. Karthikeyan**

**Page No: 282-285**

---

Characterization of antimicrobial compounds from Streptomyces isolates (<http://www.jocpr.com/articles/characterization-of-antimicrobial-compounds-from-streptomyces-isolates.pdf>)

**Nupur Mathur, Anoop Paliwal, Noopur Mathur, Pratibha Sharma and Pradeep Bhatnagar**

**Page No: 1-10**

---

Antibacterial and antifungal activity of Strychnos nux vomica seed extract (<http://www.jocpr.com/articles/antibacterial-and-antifungal-activity-of-strychnos-nux-vomica-seed-extract.pdf>)

**A. Louds Magdalin Joy and M. Reginald Appavoo**

**Page No: 1495-1499**

---

Modification of chitosan for sorption of metal ions (<http://www.jocpr.com/articles/modification-of-chitosan-for-sorption-of-metal-ions.pdf>)

**Sandeep Chauhan**

**Page No: 49-55**

---

Investigations of the influence of dextran on sugar cane quality and sugar cane processing in Kenana sugar factory (<http://www.jocpr.com/articles/investigations-of-the-influence-of-dextran-on-sugar-cane-quality-and-sugar-cane-processing-in-kenana-sugar-factory.pdf>)

**Red M. Bukhari, Salem El Khaseh, Abdalmoneim Osman and Salah Eldeen F. Hegazi**

**381-392**



Tinggalkan suatu pesan

Factorial design of experiment model enables to optimize the variables in wastewater decolorization process by using areca husk activated carbon fibre (<http://www.jocpr.com/articles/factorial-design-of-experiment-model-enables-to-optimize-the-variables-in-wastewater-decolorization-process-by-using-are.pdf>)

**A. Basker and P. S. Syed Shabudeen**

**Page No: 1500-1511**

---

Benzothiazole: Unique and versatile scaffold in the field of cancer (<http://www.jocpr.com/articles/benzothiazole-unique-and-versatile-scaffold-in-the-field-of-cancer.pdf>)

**Gollapalli Naga Raju, Karumudi Bhavya Sai, Kota Chandana and N. Rama Rao**

Reach Us   +32-10-28-02-25

**Page No: 286-293**

---

Nisin peptide as promising natural food preservative for food (<http://www.jocpr.com/articles/nisin-peptide-as-promising-natural-food-preservative-for-food.pdf>)

**Walladah Toaima, Juliana Trak and Khalil ALKowwatly**

**Page No: 11-14**

---

Sensitivity Research of the Unsteady Aerodynamics of a Horizontal Axis Wind Turbine under Different Yaw Angle (<http://www.jocpr.com/articles/sensitivity-research-of-the-unsteady-aerodynamics-of-a-horizontal-axis-wind-turbine-under-different-yaw-angle.pdf>)

**Xiaoming Chen and Shun Kang**

**Page No: 1323-1331**

---

Anti-nephrotoxic perception of Diosmin, a citrus flavonoid inhibiting cadmium chloride induced oxidative stress in experimental rats (<http://www.jocpr.com/articles/antinephrotoxic-perception-of-diosmin-a-citrus-flavonoid-inhibiting-cadmium-chloride-induced-oxidative-stress-in-experim.pdf>)

**Kothandaraman Sindhu, Rajendran Revathy, Mathi Selvam, Subbaiyan Sathish and Maruthaiveeran Periyasamy Balasubramanian**

**Page No: 1512-1518**

---

Analyzing EMG and MMG signals for MMG driven bionic arm (<http://www.jocpr.com/articles/analyzing-emg-and-mmg-signals-for-mmg-driven-bionic-arm.pdf>)

**Sindu Divakaran, Sheeba Abraham, J. Bethanney Janney and G. Umashankar**

**Page No: 56-61**

---

Antimicrobial activity of Neem, Tulsi, Henna and Amla against pathogenic bacteria (<http://www.jocpr.com/articles/antimicrobial-activity-of-neem-tulsi-henna-and-amlag-against-pathogenic-bacteria.pdf>)

**Seema Rawat**

**Page No: 1056-1059**

---

Molecular Characterization of a Squalene Synthase Gene from Phellinus igniarius (<http://www.jocpr.com/articles/molecular-characterization-of-a-squalene-synthase-gene-from-phellinus-igniarius.pdf>)

**ng**

**Page No: 1332-1336**

---

Tinggalkan suatu pesan

Simultaneous RP-HPLC estimation and validation of ramipril and atorvastatin in bulk and combined tablet formulation (<http://www.jocpr.com/articles/simultaneous-rphplc-estimation-and-validation-of-ramipril-and-atorvastatin-in-bulk-and-combined-tablet-formulation.pdf>)

**A. Ravi Varma\*, J. V. Shanmukha Kumar and S. Mutta Reddy**

**Page No: 1060-1068**

---

Grafting, cross-linking and blending of chitosan as adsorbent Cr (VI) ions from artificial waste water with adsorption-fluidization method (<http://www.jocpr.com/articles/grafting-crosslinking-and-blending-of-chitosan-as-adsorbent-cr-vi-ions-from-artificial-waste-water-with-adsorptionfluidiz.pdf>)

**Suyanto**

**Page No: 530-539**

---

Reach Us   +32-10-28-02-25

Flourescence in situ hybridization analysis of hot spring microbes using rRNA targeted oligonucleotide probes (<http://www.jocpr.com/articles/flourescence-in-situ-hybridization-analysis-of-hot-spring-microbes-using-rrna-targeted-oligonucleotide-probes.pdf>)

**Ankhi Maiti and Sagarika Bhattacharyya**

**Page No: 1519-1524**

---

The Analysis of TV Primary Fuses Blown in the Distribution Network (<http://www.jocpr.com/articles/the-analysis-of-tv-primary-fuses-blown-in-the-distribution-network.pdf>)

**Zhirui Liang and Mengya Zhao**

**Page No: 1337-1345**

---

The interactive technology to intelligent office systems (<http://www.jocpr.com/articles/the-interactive-technology-to-intelligent-office-systems.pdf>)

**Zhen-Hai Mu**

**Page No: 294-297**

---

Natural green pigments to transform sunlight into electricity (<http://www.jocpr.com/articles/natural-green-pigments-to-transform-sunlight-into-electricity.pdf>)

**N. T. Mary Rosana, Joshua Amaranth D and K. L. Vincent Joseph**

**Page No: 15-17**

---

Development of extractive spectrophotometric method for the determination of nickel (II) with Schiff base 2-[(hydroxyphenylimino)methyl]-4-nitrophenol (<http://www.jocpr.com/articles/development-of-extractive-spectrophotometric-method-for-the-determination-of-nickel-ii-with-schiff-base-2hydroxyphenylim.pdf>)

**Datta B. Mandhare and Vasant D. Barhate**

**Page No: 1069-1073**

---

The Development and Research of The 1kv multi-Chips Full Cold Shrink Cable Terminal Products (<http://www.jocpr.com/articles/the-development-and-research-of-the-1kv-multichips-full-cold-shrink-cable-terminal-products.pdf>)

**Zhen-Hai Mu**

**Page No: 1346-1349**

---

Tinggalkan suatu pesan

In vitro antioxidant activities, phenolic, flavonoid and carotenoid content from different polarity extracts of five citrus peels using DPPH and Cuprac method (<http://www.jocpr.com/articles/in-vitro-antioxidant-activities-phenolic-flavonoid-and-carotenoid-content-from-different-polarity-extracts-of-five-citru.pdf>)

**Irda Fidrianny, Hadianti Nurfitri and Sukrasno**

**Page No: 1525-1531**

Antibacterial activity of phenoxazine derivatives (<http://www.jocpr.com/articles/antibacterial-activity-of-phenoxazine-derivatives.pdf>)

Reach Us   +32-10-28-02-25

**B. T. Sridhar, K. Girish, B. C. Channu, K. N. Thimmaiah and M. N. Kumara**

**Page No: 1074-1079**

Taming wall teichoic acid multi drug resistance in gram positive pathogens (<http://www.jocpr.com/articles/taming-wall-teichoic-acid-multi-drug-resistance-in-gram-positive-pathogens.pdf>)

**Manu Chaudhary and Anurag Payasi**

**Page No: 18-23**

Evaluation of antioxidant, DNA cleavage and  $\alpha$ -amylase inhibitory activity of polyphenolics from the root bark of Bauhinia racemosa (<http://www.jocpr.com/articles/evaluation-of-antioxidant-dna-cleavage-and-amylase-inhibitory-activity-of-polyphenolics-from-the-root-bark-of-bauhinia-r.pdf>)

**Renuka Jain, Namita Yadav and Satish C. Jain**

**Page No: 1032-1039**

Rationale for the choice of the gelling agent, physical and chemical properties of the gel with a complex of essential oils (<http://www.jocpr.com/articles/rationale-for-the-choice-of-the-gelling-agent-physical-and-chemical-properties-of-the-gel-with-a-complex-of-essential-oi.pdf>)

**V. V. Pul-Luzan, I. I. Baranova, S. N. Kovalenko and S. A. Mamedova**

**Page No: 1532-1535**

Green extraction techniques: Effect of extraction method on lipid contents of three medicinal plants of Apiaceae (<http://www.jocpr.com/articles/green-extraction-techniques-effect-of-extraction-method-on-lipid-contents-of-three-medicinal-plants-of-apiaceae.pdf>)

**Khaled A. Shams, Nahla S. Abdel-Azim, Wafaa A. Tawfik, Heba D. Hassanein, Mahmoud A. Saleh and Faiza M. Hammouda**

**Page No: 1080-1088**

Enhanced production of Rifamycins B and SV by medium supplementation with Vermiculite (<http://www.jocpr.com/articles/enhanced-production-of-rifamycins-b-and-sv-by-medium-supplementation-with-vermiculite.pdf>)

**Elsayed A. Elsayed, Hoda GM Omar and Hesham A. El Enshasy**

**Page No: 1089-1094**



Tinggalkan suatu pesan

Oral glucose tolerance, antinociceptive and acute toxicity studies with *Trichosanthes dioica* fruits (<http://www.jocpr.com/articles/oral-glucose-tolerance-antinociceptive-and-acute-toxicity-studies-with-trichosanthes-dioica-fruits.pdf>)

**Bengir Al Labib, Susanka Roy, Shahnaz Rahman, Md. Mahbubur Rahman and Mohammed Rahmatullah**

**Page No: 393-396**

---

The grid resource assignment research using genetic algorithm (<http://www.jocpr.com/articles/the-grid-resource-assignment-research-using-genetic-algorithm.pdf>)

**Guo-Ping Zou**

**Page No: 303-306**

Reach Us   +32-10-28-02-25

---

Chromatographic separation of Pb(II), Cr(II), Cd(II), Ni(II) and Fe(III) in aqueous solutions using *Lanchocarpus laxiflorus* plant leaves (LLL) (<http://www.jocpr.com/articles/chromatographic-separation-of-pbii-crii-cdii-niii-and-feiii-in-aqueous-solutions-using-lanchocarpus-laxiflorus-plant-lea.pdf>)

**J.T. Barminas, B. A. Aliyu, A. H. Santuraki and S. A. Osemeahon**

**Page No: 397-404**

---

Production of *Pleurotus platypus* and its nutrient analysis (<http://www.jocpr.com/articles/production-of-pleurotus-platypus-and-its-nutrient-analysis.pdf>)

**A. Abirami and T. Ananthi**

**Page No: 1095-1098**

---

Sol-gel preparation of porous In-TiO<sub>2</sub> photocatalyst using cetyltrimethylammonium bromide as template (<http://www.jocpr.com/articles/solgel-preparation-of-porous-intio2-photocatalyst-using-cetyltrimethylammonium-bromide-as-template.pdf>)

**Wenjie Zhang, Xiaobei Pei and Jinlei Chen**

**Page No: 405-410**

---

Effect of pectin from date (*Phoenixd actylifera*) upon lead acetate induced reproductive toxicity in male rats (<http://www.jocpr.com/articles/effect-of-pectin-from-date-phoenixd-actylifera-upon-lead-acetate-induced-reproductive-toxicity-in-male-rats.pdf>)

**Ouldali O, Sadi N, Ait Hamadouche N and Aoues Aek**

**Page No: 1536-1543**

---

*Osmanthus fragrans* extracts for preventing noise induced hearing loss in brewery workers: A randomized, double-blind, controlled study (<http://www.jocpr.com/articles/osmanthus-fragrans-extracts-for-preventing-noise-induced-hearing-loss-in-brewery-workers-a-randomized-doubleblind-contro.pdf>)

**Yih-Min Sun, Hui-Fang Chu and Chien-Ya Hung**

**Page No: 411-419**

---

Adsorptive removal of copper (II) using carboxymethyl cellulose (CMC), polyethylene glycol (PEG) and montmorillonite (MMT) clay ternary blend (<http://www.jocpr.com/articles/batch-adsorptive-removal-of-copper-ii-using-carboxymethyl-cellulose-cmc-polyethylene-glycol-peg-and-montmorillonitemmt-c.pdf>)

Tinggalkan suatu pesan

**P. Sathiyarayanan and R. Joel Karunakaran**

**Page No: 1099-1108**

---

Preliminary phytochemical analysis, antihyperglycemic, antinociceptive activity and toxicity studies on leaves of *Casearia elliptica* Wild (<http://www.jocpr.com/articles/preliminary-phytochemical-analysis-antihyperglycemic-antinociceptive-activity-and-toxicity-studies-on-leaves-of-casearia.pdf>)

**Md. Shamiul Hasan Khan, Md. Forhad Molla, Samira Sultana, Shahnaz Rahman and Mohammed Rahmatullah**

**Page No: 420-424**

---

Reach Us   +32-10-28-02-25

---

Poultry immunity against Ranikhet Disease Virus (RDV)- A case study of an indigenous poultry medication in village production systems of Maharashtra, India (<http://www.jocpr.com/articles/poultry-immunity-against-ranikhet-disease-virus-rdv-a-case-study-of-an-indigenous-poultry-medication-in-village-producti.pdf>)

**Jamunabhen Bhanabhai Patel, Sheila Patel, Purshottam Patel, Ravikumar R. K, Amol S. Kinhekar, Vivek Kumar, Ingle VC, Sudhakar Awandkar, Prabhakar A. Tembhurne and Vipin Kumar**

**Page No: 1040-1042**

---

Neuroprotective activity of ethanolic extracts of *Cassia auriculata* in experimentally induced Parkinsonism (<http://www.jocpr.com/articles/neuroprotective-activity-of-ethanolic-extracts-of-cassia-auriculata-in-experimentally-induced-parkinsonism.pdf>)

**Shravan Kumar Nanumala**

**Page No: 1109-1116**

---

Electrochemical studies of some new adipic acid dihydrazide combining benzaldehyde derivatives (<http://www.jocpr.com/articles/electrochemical-studies-of-some-new-adipic-acid-dihydrazide-combining-benzaldehyde-derivatives.pdf>)

**Shalaby A. Yasin, Maher M. El-Naggar, Elsayed M. Mabrouk and Mohamed S. Yasin**

**Page No: 307-317**

---

Effect of *Foeniculum vulgare* on melanogenesis in B16 melanoma cells (<http://www.jocpr.com/articles/effect-of-foeniculum-vulgare-on-melanogenesis-in-b16-melanoma-cells.pdf>)

**Devika Arunkumar and S. Mohandass**

**Page No: 249-252**

---

Nano TiO<sub>2</sub>: A recyclable catalyst for one pot synthesis of 2-(substituted phenyl) phthalazin-1(2H)-one (<http://www.jocpr.com/articles/nano-tio2-a-recyclable-catalyst-for-one-pot-synthesis-of-2substituted-phenyl-phthalazin12hone.pdf>)

**Vishal Lad, Jabbar G. Mulla, B. R. Agarwal and Mazahar Farooqui**

**Page No: 257-261**

---

Benzothiazine containing thiosemicarbazides are important synthetic intermediates for synthesis of triazole and oxadiazole derivatives (<http://www.jocpr.com/articles/benzothiazine-containing-thiosemicarbazides-are-important-intermediates-for-synthesis-of-triazole-and-oxadiazole.pdf>)

**B. S. J. Khairnar and Bhata R. Chaudhari**

**Page No: 253-256**

---

Tinggalkan suatu pesan

An algorithm for similarity-based virtual screening (<http://www.jocpr.com/articles/an-algorithm-for-similaritybased-virtual-screening.pdf>)

**Mubarak Himmat, Naomie Salim, Mohammed Mumtaz Al-Dabbagh and Ali Ahmed**

**Page No: 974-979**

In vitro anti-leishmanial activity of *Onosma stenosphon* extract against (<http://www.jocpr.com/articles/in-vitro-antileishmanial-activity-of-onosma-stenosphon-extract-against.pdf>)

**Ali Fattahi Bafghi, Jamshid A. Yatollahi and Farzaneh Mirzaei**

**Page No: 62-67**

Reach Us   +32-10-28-02-25

Antibacterial activity of diazotised dyes synthesized from cardanol (<http://www.jocpr.com/articles/antibacterial-activity-of-diazotised-dyes-synthesized-from-cardanol.pdf>)

**C. V. Mythili and V. Kalyani**

**Page No: 154-160**

Screening of bacterial antioxidant exopolysaccharides isolated from Egyptian habitats (<http://www.jocpr.com/articles/screening-of-bacterial-antioxidant-exopolysaccharides-isolated-from-egyptian-habitats.pdf>)

**Selim MS, Mohamed SS, Shima RH, El Awady ME and El Sayed OH**

**Page No: 980-986**

The study of the antimicrobial activity of *Carduus crispus* extracts (<http://www.jocpr.com/articles/the-study-of-the-antimicrobial-activity-of-carduus-crispus-extracts.pdf>)

**Omirbaeva A. E., Datkhaev U. M., Gladukh. Ie. V., Iudina Iu.V., Strilets O. P. and Strelnikov L. S.**

**Page No: 161-164**

Biochemical and biometrics characterization of five varieties of *Pistacia vera* L. grown in Maoussa experimental station (northwest of Algeria) (<http://www.jocpr.com/articles/biochemical-and-biometrics-characterization-of-five-varieties-of-pistacia-vera-l-grown-in-maoussa-experimental-station-n.pdf>)

**Sid Ahmed Boualem, Khéloufi Benabdeli and Abdelkader Elouissi**

**Page No: 1120-1130**

Antimicrobial activity of extracts of *Cinnamomum zeylanicum* bark and its combination with antibiotics against various microorganisms (<http://www.jocpr.com/articles/antimicrobial-activity-of-extracts-of-cinnamomum-zeylanicum-bark-and-its-combination-with-antibiotics-against-various-mic.pdf>)

**Piyush Vyas, Arvind Suthar, Devendra Patel, Paras Dayma, Jigar Raval and Deepkumar Joshi**

**Page No: 68-70**

Antibacterial activity of marine bacteriocinogenic *Lactobacillus casei* Lb 28 against clinical pathogens including multidrug-resistant organisms (MDROs) (<http://www.jocpr.com/articles/antibacterial-activity-of-marine-bacteriocinogenic-lactobacillus-casei-lb-28-against-clinical-pathogens-including-multid.pdf>)

**Saïdouni F, Matallah-Boutiba A and Boutiba Z**

**Page No: 987-991**

Tinggalkan suatu pesan

Solubility and bioavailability enhancement of albendazole by complexing with hydroxy propyl  $\beta$  cyclodextrin (<http://www.jocpr.com/articles/solubility-and-bioavailability-enhancement-of-albendazole-by-complexing-with-hydroxy-propyl--cyclodextrin.pdf>)

Anjana MN, Jipnomon Joseph and Sreeja C. Nair

Page No: 1131-1141

A novel methods for protective role against reproductive toxicity of carbofuren in male rats using palm pollen grains and vanadyl(II) folate as a new compound (<http://www.jocpr.com/articles/a-novel-methods-for-protective-role-against-reproductive-toxicity-of-carbofuren-in-male-rats-using-palm-pollen-grains-an.pdf>)

Reach Us  +321092802-25

Mohamed I. Kobeasy, Ashraf Y. El-Naggara and Amr A. Abdallah

Page No: 1142-1148

Investigation and inhibition of aluminium corrosion in methane sulphonic acid solution by organic compound (<http://www.jocpr.com/articles/investigation-and-inhibition-of-aluminium-corrosion-in-methane-sulphonic-acid-solution-by-organic-compound.pdf>)

K. Uma and S. Rekha

Page No: 165-169

Analysis of drugs in aquatic environment (<http://www.jocpr.com/articles/analysis-of-drugs-in-aquatic-environment.pdf>)

B. Lakshmi Prasanna, V. Leela Padmini, Khyathi Navle, Hema Sree Dometti and Shankar Moodu

Page No: 71-79

1,8-dihydroxy-3,5-dimethoxy xanthone from Cythula tomesntosa (<http://www.jocpr.com/articles/18dihydroxy35dimethoxy-xanthone-from-cythula-tomesntosa.pdf>)

Dwarika Prasad

Page No: 1149-1151

Extraction and isolation of gallic acid from self-generated fermentation system of Terminalia chebula (<http://www.jocpr.com/articles/extraction-and-isolation-of-gallic-acid-from-self-generated-fermentationsystem-of-terminalia-chebula.pdf>)

Sai Bhagat, Prerana Dongre, Sangeeta Bhagat and Amrita Dikpati

Page No: 170-174

Hexahydrocyclopenta[c]pyran-7-carboxylate iridoid from Viburnam cylindricum (<http://www.jocpr.com/articles/hexahydrocyclopentacpyran7carboxylate-iridoid-from-viburnam-cylindricum.pdf>)

Dwarika Prasad

Page No: 1152-1154



and characterization of new potential allelochemical from Bidens biternata (Lour.) Merrill & Sherff (<http://www.jocpr.com/articles/isolation-and-characterization-of-new-potential-allelochemical-from-bidens-biternata-lour.-merrill-sherff.pdf>)

Tinggalkan suatu pesan



Vijayshri Surywanshi and R. N. Yadava

Page No: 175-179

---

Density functional theory (DFT) studies of the stability of tautomers and equilibrium constants of cyanuric acid (CA) in different solvents (<http://www.jocpr.com/articles/density-functional-theory-dft-studies-of-the-stability-of-tautomers-and-equilibrium-constants-of-cyanuric-acid-ca-in-dif.pdf>)

Numbury Surendra Babu and Didugu Jayaprakash

Page No: 1155-1160

---

Reach Us   +32-10-28-02-25

---

Synthesis and biological evaluation of  $\beta$ -amino naphthyl substituted chalcones for anti-inflammatory and antioxidant activities (<http://www.jocpr.com/articles/synthesis-and-biological-evaluation-of-amino-naphthyl-substituted-chalcones-for-antiinflammatory-and-antioxidant-activit.pdf>)

G. Rajitha, S. Chandi Priya and T. Yamini Latha

Page No: 80-84

---

Removal of Pb(II) from aqueous solutions by citric acid modified Manilkara zapota leaves powder: Equilibrium and Kinetic studies (<http://www.jocpr.com/articles/removal-of-pbii-from-aqueous-solutions-by-citric-acid-modified-manilkara-zapota-leaves-powder-equilibrium-and-kinetic-st.pdf>)

Ch. Suresh, Y. Harinath, B. Ramesh Naik and K. Seshiah

Page No: 1161-1174

---

Structural and electrochemical study of binary copper alloys corrosion in 3% NaCl solution (<http://www.jocpr.com/articles/structural-and-electrochemical-study-of-binary-copper-alloys-corrosion-in-3-nacl-solution.pdf>)

Laidi Babouri, Kamel Belmokre, Abdenour Kabir, Abdesselam Abdelouas and Yassine El Mendili

Page No: 1175-1186

---

Biodiesel production by Base-catalyzed trans-esterification of sunflower and date seed oils using methanol: Optimization of parameters (<http://www.jocpr.com/articles/biodiesel-production-by-basecatalyzed-transesterification-of-sunflower-and-date-seed-oils-using-methanol-optimization-of.pdf>)

Rauf Foroutan, Behrouz Naeimi, G. Reza Khamisipour, G. Hossein Mohebbi, Sina Dobaradaran, Soraya Ghodrati, Fatemeh Farshadpour, Bahman Ramavandi and Samad Akbarzadeh

Page No: 1187-1193


---

Adsorption isotherm and kinetics studies of cadmium (II) ions removal using various activated carbons derived from agriculture bark wastes: A comparative study (<http://www.jocpr.com/articles/adsorption-isotherm-and-kinetics-studies-of-cadmium-ii-ions-removal-using-various-activated-carbons-derived-from-agricul.pdf>)

M. Syed Meera and T. K. Ganesan

Page No: 1194-1200

---

 ypolidemic properties study of total triterpenic acids from Polyporus umbellatus ([www.jocpr.com/articles/the-hypolipidemic-properties-study-of-total-triterpenic-acids-frompolyporus-umbellatus.pdf](http://www.jocpr.com/articles/the-hypolipidemic-properties-study-of-total-triterpenic-acids-frompolyporus-umbellatus.pdf))

Tinggalkan suatu pesan

Chengyuan Liang, Gennian Maoa, Zhiqiang Liu and Xuechuan Wang

Page No: 85-92

---

New tricks for an old dog: discovery, synthesis, in vitro and in vivo antitumor evaluation as well as docking studies of novel rutaecarpine derivatives as Topoisomerase I inhibitors (<http://www.jocpr.com/articles/new-tricks-for-an-old-dog-discovery-synthesis-in-vitro-and-in-vivo-antitumorevaluation-as-well-as-docking-studies-of-nov.pdf>)

Yingjie Zhang, Jianying Xu, Yuankun Zhang, Lu Jia and Guanghui Liu

Page No: 93-102

---

Reach Us   +32-10-28-02-25

---

E/Z-Iminol Conformational behavior of the substituted formohydroxamic: A DFT study (<http://www.jocpr.com/articles/eziminol-conformational-behavior-of-the-substituted-formohydroxamic-a-dft-study.pdf>)

Abdulhakim A. Ahmed

Page No: 1215-1221

---

In vitro antioxidant, antimicrobial and larvicidal studies of schiff base transition metal complexes (<http://www.jocpr.com/articles/in-vitro-antioxidant-antimicrobial-and-larvicidal-studies-of-schiff-base-transition-metal-complexes.pdf>)

J. Saranya and Sundaramurthy Santha Lakshmi

Page No: 180-186

---

Oregonin from the stems and leaves of Korean Alnus species (Betulaceae) (<http://www.jocpr.com/articles/oregonin-from-the-stems-and-leaves-of-korean-alnus-species-betulaceae.pdf>)

Eun-Kyung Ko, Ha-na Choi<sup>1</sup>, Hye-Young Jin and Sun-Eun Choi

Page No: 234-238

---

Seasonal variation of toxic metals in groundwater resources of Kishanganj district, Bihar, India (<http://www.jocpr.com/articles/seasonal-variation-of-toxic-metals-in-groundwater-resources-of-kishanganjdistrict-bihar-india.pdf>)

Arbind Kumar, Vipin Kumar and Anil Kumar

Page No: 187-198

---

Antibacterial activity of Parkia speciosa Hassk. peel to Escherichia coli and Staphylococcus aureus bacteria (<http://www.jocpr.com/articles/antibacterial-activity-of-parkia-speciosa-hassk-peel-to-escherichia-coli-and-staphylococcus-aureus-bacteria.pdf>)

Hasim, D. N. Faridah and D. A. Kurniawati

Page No: 239-243

---

Synthesis, characterization and antimicrobial study of some new schiff's bases derived from 3-acetyl-4-hydroxy-2H-chromen-2-one (<http://www.jocpr.com/articles/synthesis-characterization-and-antimicrobial-study-of-some-new-schiffs-basesderived-from-3acetyl4hydroxy2hchromen2one.pdf>)

gire, S. S. Chandole and S. G. Shirodkar

199-203

---



Tinggalkan suatu pesan

Synthesis, crystal structure, spectral analysis and theoretical investigation of (E)-3-(4-(dimethylamino)phenyl)-1-(2-hydroxyphenyl)prop-2-en-1-one by DFT and AIM theory (<http://www.jocpr.com/articles/synthesis-crystal-structure-spectral-analysis-and-theoretical-investigation-of-e34dimethylaminophenyl12hydroxyphenylprop.pdf>)

**Ashok Kumar Singh and Ravindra Kumar Singh**

**Page No: 1254-1273**

---

Anti-obesity activity of Taraxacum officinale in high fat diet induced obese rats (<http://www.jocpr.com/articles/antiobesity-activity-of-taraxacum-officinale-in-high-fat-diet-induced-obese-rats.pdf>)

**Raghu Mohan Rao P., Jyothi Y. and Syed Imam Rabban**

**Reach Us**   **+32-10-28-02-25**

**Page No: 244-248**

---

Experimental study of asphaltene precipitation in the process of CO<sub>2</sub> flooding (<http://www.jocpr.com/articles/experimental-study-of-asphaltene-precipitation-in-the-process-of-co2-flooding.pdf>)

**Jinsheng Zhao, Ziqiang Xu and Lina Shen**

**Page No: 204-208**

---

Docking and pharmacophore mapping of halogenated pyridinium derivatives on heat shock protein 90 (<http://www.jocpr.com/articles/docking-and-pharmacophore-mapping-of-halogenated-pyridinium-derivativeson-heat-shock-protein-90.pdf>)

**Mahmoud A. Al-Sha'er, Iman Mansi and Nancy Hakooz**

**Page No: 103-112**

---

Finite element analysis of interference fit between the car swing arm and shaft sleeve (<http://www.jocpr.com/articles/finite-element-analysis-of-interference-fit-between-the-car-swing-arm-and-shaft-sleeve.pdf>)

**Xiao-yan Niu, Zhong-hai Wang and Ying-jie Yu**

**Page No: 209-214**

---

Pharmacodynamic comparison of gefitinib plus carboplatin versus gemcitabine plus carboplatin in the treatment of advanced non-small-cell lung carcinoma (<http://www.jocpr.com/articles/pharmacodynamic-comparison-of-gefitinib-plus-carboplatin-versusgemcitabine-plus-carboplatin-in-the-treatment-of-advanced.pdf>)

**Gennian Mao, Shiyun Zhang, Huihui Song, Xiaoyun Leia, Di Zhu, Haoqian Liu and Chengyuan Liang**

**Page No: 113-115**

---

Dynamic behavior of VFBGA solder joints under drop impact (<http://www.jocpr.com/articles/dynamic-behavior-of-vfbga-solder-joints-under-drop-impact.pdf>)

**Xiao-yan Niu, Ying-jie Yu and Gui-xiang Wang**

**Page No: 215-218**

---

Rapid analysis of paeoniflorin and moisture content in Paeoniae Radix Alba by near-infrared diffuse reflection copy (<http://www.jocpr.com/articles/rapid-analysis-of-paeoniflorin-and-moisture-content-in-paeoniae-radix-alba-by-nearinfrared-diffuse-reflection-spectroscop.pdf>)

**Jianhua Song, Yanli Zhang, Yating Lu, Chengyuan Liang, Gennian Mao and Xuefeng Chen**

**Page No: 116-121**

**Tinggalkan suatu pesan**

Phytochemical examination, antioxidant potential and in vitro antibacterial studies of crude extracts of *Parthenium hysterophorus* Linn. leaves (<http://www.jocpr.com/articles/phytochemical-examination-antioxidant-potential-and-in-vitro-antibacterialstudies-of-crude-extracts-of-parthenium-hyster.pdf>)

**Christy Gnana Theeba P. and Sasi Kumar R**

**Page No: 219-225**

Fe<sub>3</sub>O<sub>4</sub> magnetite nanoparticles synthesis and modified with chitosan 4-O3Fepolymers for removal of hexavalent chromium from aqueous solutions (<http://www.jocpr.com/articles/fe3o4-magnetite-nanoparticles-synthesis-and-modified-with-chitosan-4-o3febiopolymers-for-removal-of-hexavalent-chromium.pdf>)

**Mohammad Reza Samarghandi, Ghorban Asgari, Adel Ahmadzadeh, Ali Poormohammadi and Mohammad Ahmadian**

**Page No: 933-941**

Synthesis, biological activities and therapeutic properties of esculetin and its derivatives (<http://www.jocpr.com/articles/synthesis-biological-activities-and-therapeutic-properties-of-esculetin-and-its-derivatives.pdf>)

**Gennian Mao, Shiyun Zhang, Huihui Song, Shujun Ding, Peihai Zhu, Xuechuan Wang and Chengyuan Liang**

**Page No: 122-130**

Formulation of Efavirenz tablets and evaluation of dissolution rate in phosphate buffer of pH 7.4 and water containing 1% and 2% SLS (<http://www.jocpr.com/articles/formulation-of-efavirenz-tablets-and-evaluation-of-dissolution-rate-in-phosphate-buffer-of-ph-74-and-water-containing-1-a.pdf>)

**Seelam Ramya Krishna and Dereje Kebebe**

**Page No: 226-229**

Qualitative and quantitative phytochemical analysis of *Artemisia indica* Willd (<http://www.jocpr.com/articles/qualitative-and-quantitative-phytochemical-analysis-of-artemisia-indica-willd.pdf>)

**Pushpa Ruwali, Tanuj Kumar Ambwani, Pankaj Gautam and Ashish Thapliyal**

**Page No: 942-949**

Comparative antibacterial analysis of hydro-alcoholic leaf extract of three medicinal plants by soxhlet extraction process (<http://www.jocpr.com/articles/comparative-antibacterial-analysis-of-hydroalcoholic-leaf-extract-of-threemedicinal-plants-by-soxhlet-extraction-process.pdf>)

**Mukilarasi V., Pavithera S., Suchitra V., B. K. Nayak and Anima Nanda**

**Page No: 131-135**

Analysis of physiochemical properties and fatty acid profile of *Citrullus vulgaris* seed oil (<http://www.jocpr.com/articles/analysis-of-physiochemical-properties-and-fatty-acid-profile-ofcitrullus-vulgaris-seed-oil.pdf>)

**Rahul Shivaji Adnaik and Shrinivas Krishna Mohite**

**Page No: 230-233**



Tinggalkan suatu pesan

Taste masking of bitter pharmaceuticals by spray drying technique (<http://www.jocpr.com/articles/taste-masking-of-bitter-pharmaceuticals-by-spray-drying-technique.pdf>)

**Deepak Kaushik and Harish Dureja**

**Page No: 950-956**

---

Effect of stress distribution on cutting titanium alloy by FEM simulations (<http://www.jocpr.com/articles/effect-of-stress-distribution-on-cutting-titanium-alloy-by-fem-simulations.pdf>)

**Bin Li**

**Page No: 136-140**

Reach Us   +32-10-28-02-25

---

The effect of adding different levels of aqueous extract of Tribulus terrestris in the extender on sperm motility Afshari rams at 5°C (<http://www.jocpr.com/articles/the-effect-of-adding-different-levels-of-aqueous-extract-of-tribulus-terrestris-in-the-extender-on-sperm-motility-afshar.pdf>)

**Saeed Safavi Pour, Akbar Pirestani, Mohamad Alirezai and Karim Shafiyei**

**Page No: 957-959**

---

In vitro membrane stabilizing activity of erythrina variegata bark (<http://www.jocpr.com/articles/in-vitro-membrane-stabilizing-activity-of-erythrina-variegata-bark.pdf>)

**Mohammad Shahriar, Nishat Zareen Khair, Rumana Akhter and Sayeeda Fahmee Chowdhury**

**Page No: 960-962**

---

Prevalence and characterization of urinary tract infections among Algerian diabetics (<http://www.jocpr.com/articles/prevalence-and-characterization-of-urinary-tract-infections-among-algerian-diabetics.pdf>)

**Moumen Chentouf W, Benzekoura S, Chouiref S and Benarba B**

**Page No: 963-966**

---

Validated UV spectrophotometric method for estimation of eprosartan in bulk and pharmaceutical formulation (<http://www.jocpr.com/articles/validated-uv-spectrophotometric-method-for-estimation-of-eprosartan-in-bulk-and-pharmaceutical-formulation.pdf>)

**M. M. Eswarudu, Vivek Joyal, D. Pavan Kumar, R. Mounika, Sk. Yakub Pasha, J. Veerababu and M. Chinna Eswaraiah**

**Page No: 141-146**


---

Study of antioxidant activity and physicochemical properties of coconut milk (Pati santan) in Malaysia (<http://www.jocpr.com/articles/study-of-antioxidant-activity-and-physicochemical-properties-of-coconut-milk-pati-santan-in-malaysia.pdf>)

**Saif Alyaqoubi, Aminah Abdullah, Muhamad Samudi, Norrakiah Abdullah, Zuhair Radhi Addai and Khalid Hamid Musa**

**Page No: 967-973**

---

 study on induced electron transfer reaction in pentaammine cobalt(III) complexes of  $\alpha$ -hydroxy acids by  $\text{Ni}^{2+}$  in dichromate (NDC) in micellar medium (<http://www.jocpr.com/articles/kinetic-study-on-induced-electron-transfer-reaction-in-pentaamminecobaltiii-complexes-of-hydroxy-acids-by-nicotinium-dic.pdf>)

Tinggalkan suatu pesan

K. Murali, Mansur Ahmed and Mohammed Nawaz

Page No: 147-153

Reach Us   +32-10-28-02-25

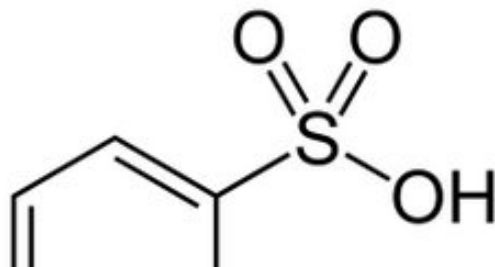
## Tweets by @jocpr323



Nehal

@jocpr323

#Microwave Assisted Rapid Synthesis of 1, 8-Dioxo-Octahydroxanthenes Using Lignin  
#SulphonicAcid @jocpr.com/articles/micro...

[Embed](#)[View on Twitter](#)© 2020 JOCPR. All right reserved. Sitemap (<http://www.jocpr.com/sitemap.html>)

Tinggalkan suatu pesan



(<https://www.facebook.com/Journal-of-Chemical-and-Pharmaceutical-Research-413801832431738/>)



(<https://twitter.com/jocpr323>)

Reach Us   +32-10-28-02-25



Tinggalkan suatu pesan



## Antibacterial activity of probiotic mixed culture against MRSA and ESBL

**\*Isnaeni<sup>1</sup> and Ni Made Mertaniasih<sup>2</sup>**

<sup>1</sup>Department of Pharmaceutical Chemistry, Faculty of Pharmacy, Universitas Airlangga, Indonesia

<sup>2</sup>Department of Microbiology, Faculty of Medicine, Universitas Airlangga, Indonesia

---

### ABSTRACT

Faced with the methicilin resistant *Staphylococcus aureus* (MRSA) and the extended-spectrum beta-lactamase (ESBL) pandemic, this study reports the antibacterial activity of seven probiotics against two MRSA (Px1 and Px2) and six ESBL (Px3, Px4, Px5, Px6, Px7, and Px8) isolated from clinical patients. The mixed culture of probiotics was consisted of *Lactobacillus acidophilus*, *Lactobacillus bulgaricus*, *Lactobacillus casei*, *Bifidobacterium bifidum*, *Bifidobacterium animalis*, *Lactobacillus plantarum*, *Streptococcus thermophilus*. The probiotics mixture was performed by mixing equally each probiotic starter in MRS broth medium and then incubated at 35°C, 150 rpm for 48 hours. The anti bacterial activity of free cell supernatant (FCS) against each of the bacterial test was assayed by agar diffusion method by using hole as reservoir. The result showed that all the isolates exhibited very good inhibitory activity against target bacteria as indicated by the diameter of inhibition zone: ESBL (21-22 mm) and MRSA (19-20 mm). The potency ratio of the probiotics mixture was also evaluated against kanamycin, streptomycin, and ultra broad spectrum meropenem as standard.

**Key words:** Antibacterial activity, extended-spectrum beta-lactamase (ESBL), methicilin resistant *Staphylococcus aureus* (MRSA), mixed cultures, probiotics

---

### INTRODUCTION

Probiotics are defined as live microorganisms, which when administered in adequate amounts, confer a health benefit on the host [1]. Health benefits have mainly been demonstrated for specific probiotic strains of the following genera: *Lactobacillus*, *Bifidobacterium*, and *Streptococcus* [2]. Credibility of specific health claims of probiotics and their safety must be established through science-based clinical studies.

The antimicrobial activity of seven probiotics as starter cultures against methicilin resistant *Staphylococcus aureus* (MRSA) and extended-spectrum  $\beta$ -lactamase (ESBL) bacteria is the main subject of this research. The probiotics used in this research are the most widely used bacteria as starter cultures for the industrial processing of fermented dairy, meat, vegetable and cereal products. Evidence is presented that the antimicrobial activity of probiotics as starter cultures has been attributed to the production of metabolites such as organic acids (lactic and acetic acid), hydrogen peroxide, ethanol, diacetyl, acetaldehyde, other low molecular mass compounds with antimicrobial activity and bacteriocins [3]. The potential of using bacteriocins of lactic acid bacteria, primarily used as bio preservatives, represents a perspective, alternative antimicrobial strategy for continuously increasing problem with antibiotic resistance. Another strategy in resolving this problem is an application of probiotics for different gastrointestinal and urogenital infection therapies.



It has been shown that the probiotics active against Gram-positive and Gram-negative bacteria, moulds and yeasts. The rapid emergence of drug resistant strains of different microbial pathogens, especially those with multiple resistances, is a major health problem because of their high occurrence worldwide [4, 5]. Probiotics bacteria isolated from commercial dairy products were established to have antimicrobial activities against extended-spectrum  $\beta$ -lactamase (ESBL)-producing strains of *Enterobacter aerogenes*, *Klebsiella pneumoniae*, *Proteus mirabilis*, and *Escherichia coli* metallo- $\beta$ -lactamase (MBL)-producing strain of *Pseudomonas aeruginosa*, and three strains of methicillin resistant *Staphylococcus aureus* (MRSA). The probiotics inhibited the growth of all the tested multiple drug resistant strains [6, 7].

The objective of this study was to investigate the inhibition activities of the mixed probiotics as starter cultures; which consisting of *Lactobacillus acidophilus*, *Lactobacillus bulgaricus*, *Lactobacillus casei*, *Bifidobacterium bifidum*, *Bifidobacterium animalis*, *Lactobacillus plantarum*, *Streptococcus thermophilus* against five strains of MRSA and six strains of ESBL producing bacteria isolated from clinical patients in the Dr Soetomo hospital Surabaya.

The mixed culture of probiotics as starter grown in the MRS agar media for 72 hours was inoculated in MRS broth medium and their activities were observed after incubating for 24, 48, and 72 hours. The activities were compared with meropenem; one of multi resistant drug of choice carbapenem antibiotic. It kills bacteria by blocking the growth of the bacteria's cell wall.

In order to obtain maximum activities, free cell supernatant (FCS) of fermentation broth was concentrated by using freeze dryer and the dry powder obtained was dissolved in a small volume of physiological or saline solution. The activities test was carried out by cylinder plate method. The assay was based on the inhibitory effect of the test solution upon the MRSA and ESBL isolated from clinical patients in DR Soetomo hospital used as test microorganisms. Diameter of zone inhibition (mm) was measured to visualize potency of the solution test.

## EXPERIMENTAL SECTION

### Bacterial strains and growth conditions

Each probiotic strain: *Lactobacillus acidophilus* (provided by Universitas Gadjah Mada), *Lactobacillus bulgaricus*, *Lactobacillus casei*, *Bifidobacterium bifidum*, *Bifidobacterium animalis*, *Lactobacillus plantarum*, *Streptococcus thermophilus* from stock culture was cultivated in the basic growth media (broth) for Lactic Acid Bacteria (LAB) Man-Rogosa-Sharpe (MRS; Difco), incubated in shaking incubator for 72 hours at 37°C and 150 rpm to gain starter culture. Five of ESBL and six MRSA clinical patient's isolates (derived from DR. Soetomo Hospital) as well *Staphylococcus aureus* ATCC 6538 were inoculated on the Nutrient (broth and agar) media. The mixed culture probiotics starter was prepared by mixing one mL of the each suspension culture. Six of ESBL and five of MRSA clinical patient's isolates (derived from DR. Soetomo Hospital) as well *Staphylococcus aureus* ATCC 6538 (provided by Assessment and community Services Unit of Faculty of Pharmacy Airlangga University) were inoculated on the nutrient (broth and agar) media and incubated for 24 hours at 37°C.

### Anti bacterial activity

Antibacterial activity of the probiotics mixed starter was assessed using modified procedures of agar diffusion method on solid medium [3, 8, 9]. The viability of cell in the culture suspension was calculated using modified standard procedure as described by Sugiyartono et al. [10]. The pre-culture preparation consisted in creating optimal conditions for the mixed culture starter to express their capacity to produce anti-*S.aureus*, MRSA, and ESBL components. Furthermore, free cell supernatant (FCS) was harvested at 2, 4, and 6 days after incubation in shaking incubator 150 rpm at 35°C by centrifugation and separation of the suspension broth culture. Further tests were carried out to observe the time to be the maximum active components production. Based on these results, before being tested for antibacterial activities, the mixed culture probiotics had been sub cultured in MRS medium in the 150 rpm shaking incubator at 35°C for optimally time incubation. In order to obtain maximum activities, 50 mL of the FCS was concentrated by using freeze dryer and dissolved the powder in the saline solution up to 5 mL. The free cell supernatant concentrate (FCSC) was investigated to observe the MIC against the bacterial tests, using kanamycin, streptomycin, and meropenem as standard solutions.

Specifically, the agar diffusion test was divided into three steps: (1) pre-culture preparation of the bacterial tests by pour plate method, (2) agar hole was prepared as a reservoir of test solution, and (3) the test and standard solution

were filled in the agar hole. Meropenem, kanamycin and streptomycin were used as standard solution representatively sensitive for *S.aureus*, ESBL and MRSA bacteria.

The detailed procedure of agar diffusion test was as follows: a 5 mL volume of 48 hours (150 ppm, 35 °C) probiotics mixed culture starter raised on MRS broth medium was transferred to 50 mL fresh MRS broth medium, incubated in 150 rpm shaking incubator at 35°C for six days. The FCS and FCSC were prepared as method above used as test solution. The two layers agar plate media were prepared by pour the seed layer media on the surface of 10 mL base layer agar plate media. The seed layer media was consisted of 5 µL inoculums of overnight (24 h at 37 °C) bacterial test inoculated in 8 mL nutrient agar media. The next step was filling the each agar hole by 50 µL test or standard solution. The plates were incubated for 24h at 37°C under aerobic conditions. The growth inhibitory effect of test and standard solutions comprised of different concentrations of FCS and FCSC at were tested on the *Staphylococcus aureus*, clinical ESBL and MRSA isolates. The bacterial growth inhibitions were observed and measured, noted as zone diameters (mm).

### RESULTS AND DISCUSSION

The genus *Lactobacillus* used in this research is a major part of the lactic acid bacteria (LAB) group (including *Lactobacillus* and *Streptococcus* species) that can convert hexose sugars to lactic acid thus producing an acid environment; which inhibits the growth of several species of harmful bacteria [9]. The genera *Streptococcus* is also part of the lactic acid bacteria and contain several strains associated with severe health-care associated infections such as: *Streptococcus pyogenes*, *Streptococcus pneumoniae*, vancomycin-resistant *Enterococcus faecium* [11]. *Bifidobacterium* species together with other probiotics have been proven to treat constipation [12], travellers' diarrhoea [13], antibiotic-associated diarrhoea [14], maintaining remission of disease activity of gut inflammation and moderate ulcerative colitis [15], cholesterol-lowering capacities [16].

The mixed culture probiotics in this research; that consisting of seven probiotics belonging to *Lactobacillus*, *Bifidobacterium*, and *Streptococcus* species has been proven to inhibit *Staphylococcus aureus*, MRSA, and ESBL microorganisms (Figure 1, Figure 2, and Figure 3). The mixed culture was performed as starter with Total Viability Count (TVC) of  $10^6$  cfu/mL and then grown in the MRS broth media for 6 days. The obtained results showed that the free cell supernatant (FCS) of fermentation broth exhibited growth inhibition activity against all microbial tests (Table 1). The highest activities were achieved after 4 days incubation (Figure 4) and generally decreased at 6 days, except against ESBL-2, to which the highest activity was recorded at two days.

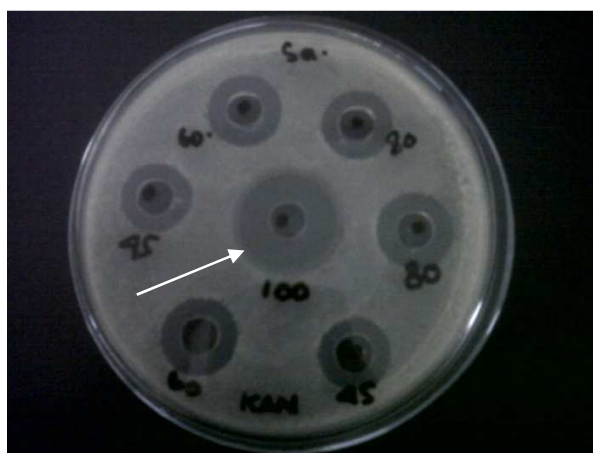


Figure 1. Inhibition activity of concentrate of free cells probiotic fermentation liquid (100) against *Staphylococcus aureus* growth on the nutrient agar medium compared with kanamycin at concentration of 45, 60, and 80 ppm

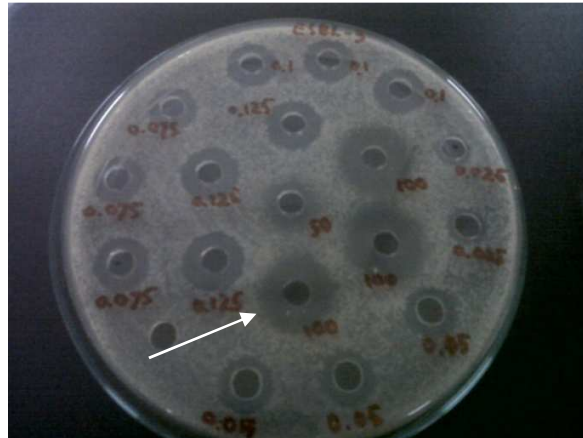


Figure 2. Inhibition activity of concentrate of free cells probiotic fermentation broth (100), meropenem at concentration of 0.05, 0.075, 0.10, 0.125 ppm against *ESBL* growth on the nutrient agar medium




Figure 3. Inhibition activity of 100% (100) and 50% (50) concentrate of free cells probiotic fermentation broth against MRSA growth on the nutrient agar medium

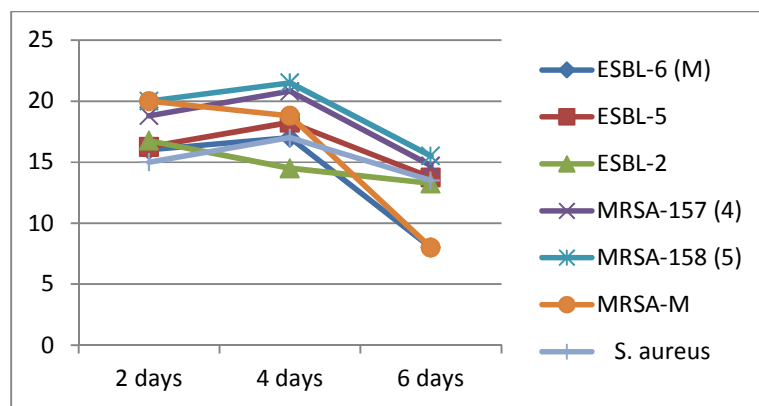


Figure 4. Inhibition activity of 100% (100) and 50% (50) concentrate of free cells probiotic fermentation broth against MRSA growth on the nutrient agar medium

The Minimum Inhibition Concentration (MIC) of the FCS concentrate (FCSC) by diffusion agar method was 10 %, 50% and 50% against *Staphylococcus aureus*, ESBL (1-5), and MRSA (1 and 147) respectively.

**Table 1.** The growth inhibition activity of the FCSC against *Staphylococcus aureus*, ESBL and MRSA

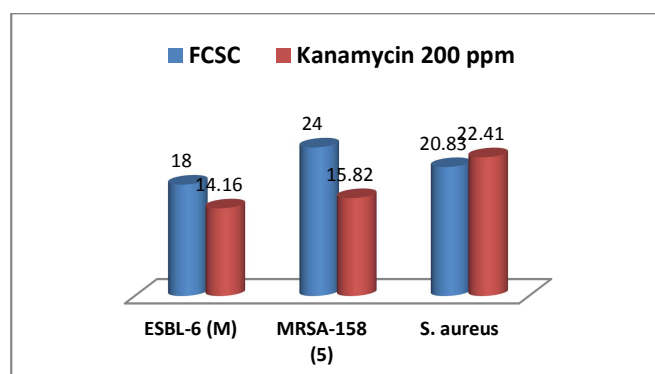
Bacterial tests	$\Phi$ (mm) of inhibition zone of FCSC at concentration of					
	10%	20%	25%	30%	50%	100%
<i>S.aureus</i>	9.75	11.4	12.1	13.38	15.25	20.25
MRSA-1	0	0	0	0	13	16.5
MRSA-147	0	0	0	0	13.5	16.5
ESBL-1	0	0	0	0	14	21
ESBL-2	0	0	0	0	14.8	19.7
ESBL-3	0	0	0	0	16	24
ESBL-4	0	0	0	0	13.5	20
ESBL-5	0	0	0	0	16	23

Comparing the FCSC and meropenem, one of the multi resistant drugs of choice carbapenem antibiotic, the FCSC (100%) potency against ESBL (2, 5, 6) and MRSA (157 and 158) was equal to 0.5-0.5 ppm and more than 2 ppm meropenem respectively.

**Table 2.** Comparing growth inhibition activity of FCSC and meropenem standard Against ESBL and MRSA

Bacterial test	$\Phi$ (mm) of meropenem at Conc. (ppm)					Equation of chart	R2	$\Phi$ of FCSC 100%
	0.125	0.25	0.5	1	2			
ESBL-2	16.1	18.25	19.5	23.75	26	$y = 5.068x + 16.79$	0.905	19.7
ESBL-5	-	15.25	16.5	21.5	24.5	$y = 5.382x + 14.39$	0.928	23
ESBL-6	16.25	17	18.5	21.5	24	$y = 4.155x + 16.22$	0.951	18
MRSA-157	-	-	13	19.25	22.5	$y = 5.892x + 11.37$	0.868	24
MRSA-158	-	-	20	22	24	$y = 2.571x + 19.00$	0.964	26

Comparing the FCSC (100%) and kanamycin (200 ppm), by which *Staphylococcus aureus* growth is inhibited, the FCSC activity was relatively lower. On the other hand, the FCSC activity against ESBL (6) and (MRSA-158) was relatively higher than that amino glycoside antibiotic (Figure 5).



**Figure 5.** Inhibition activity of FCSC (100%) and kanamycin (200 ppm) against ESBL-6 (M), MRSA-158 (5), and *S.aureus*

The potential of dosage form that developed by using probiotics as mixed culture in a microparticle or nanoparticle preparation for inhalation, topical and other dosage forms would be an alternative antimicrobial strategy for continuously resolving problem with antibiotic resistance. Another strategy in resolving infectious problems in the future is an application of those probiotics in mixed culture for different gastrointestinal, urogenital, and other infection therapies. Characterization of lactic acid bacteria and their beneficial mechanisms allows progress in their use in the food industry and their potential in promoting human and animal health and nutrition.

---

**CONCLUSION**

Our results, demonstrated that mixed culture of probiotics that consisted of *L. acidophilus*, *L. bulgaricus*, *L. casei*, *L. plantarum*, *B. bifidum*, *B. animalis*, and *S. thermophilus* as both free cell supernatant (FCS) and its concentrate (FCSC) exhibited growth inhibition activities against *Staphylococcus aureus* ATCC 6538, six ESBL and five MRSA bacteria isolated from clinical patients. Generally, the maximum time for active components production from FCS was 4 days after incubation at the observation condition. The MIC of the FCSC was 10% and 50% against *S. aureus* and ESBL and MRSA bacteria respectively. The potency of the FCSC against ESBL (2, 5, 6) and MRSA (157 and 158) bacteria were equal to 0.5-0.5 ppm and more than 2 ppm meropenem respectively. The activities of the FCSC produced by the probiotic mixed culture were claimed as very diverse and range beneficial for antibacterial agents to overcome multi-drug resistant bacteria related problems; by which important health-care associated infections.

Further studies are required in order to isolate and identify the chemical nature of active substances and their mechanism of the antibacterial activities. The strategic issues that could be developed are toxicity effect of the FCSC before suggesting the FCSC as raw material for a dosage form formulation.

**Acknowledgements**

The authors are grateful for probiotic microorganisms, ESBL, MRSA, and *Staphylococcus aureus* provided by Universitas Gadjah Mada, Institute Tropical Diseases Universitas Airlangga, Faculty of Science, Assessment unit of Faculty of Pharmasi Universitas Airlangga, and Technology Universitas Airlangga, and DR Soetomo Hospital Surabaya respectively.

**REFERENCES**

- [1] Food and Agriculture Organization of the United Nations/World Health Organization FAO/WHO. *Guidelines for the Evaluation of Probiotics in Food*; Joint FAO/WHO Working Group on Drafting Guidelines for the Evaluation of Probiotics in Food: London, Ontario, Canada, **2002**.
- [2] S Fijan; **2014**. *Int. J. Environ. Res. Public Health*. **2014**, (11), 4745-4767.
- [3] CN Jacobsen; V Rosenfeldt-Nielsen; AE Hayford; PL Moller; KF Michaelsen; A Paerregaard; et al. **1999**. *Applied and Environmental Microbiology*;65: 4949–56.
- [4] Jagoda [u{kovi}, Bla`enka Kos, Jasna Beganovi}, Andreja Lebo{ Pavunc, Ksenija Habjani~ and Sre}ko Mato{i}. *Food Technol. Biotechnol.* **2010**, 48 (3) 296–307.
- [5] B Rouveix, *J. Antimicrob. Chemother.* **2007**, 59(6), 1208-1209.
- [6] KW Barbara; B Mari; S Wanda, *Microbiol. Res.*, **2010**, 165, 674—686
- [7] CAM Mary; CC Esperanza, *Philippine Science Letters* **2011**, 4 (2)| 2011
- [8] CCGO Lopes and HRN Salgado. *Talenta*, **2010**. 82, 918-922.
- [9] Agil Antono, Dike Bagus Pamuji, Sugiyartono, Isnaeni. **2012**. *PharmaScientia*, **2012**, 1 (2),
- [10] Sugiyartono, Dike Bagus Pamuji, Agil antono, Idha Kusumawati, Isnaeni. *Int J. Pharm. Pharm. Sci*, **2014**. (6), Suppl 2, 296-298.
- [11] Z Hossain, *Food Safety* **2014**, (1), 535–545.
- [12] A Chmielewska; H Szajewska, *World J. Gastroenterol.* **2010**, (16), 69–75.
- [13] LV McFarland, *Travel Med. Infect. Dis.* **2007**, (5), 97–105.
- [14] S Hempel; SJ Newberry; AR Maher; Z Wang; JN Miles, R Shanman; B Johnsen; PG Shekelle, *JAMA* **2012**, (307), 1959–1969.
- [15] I Aloisio; C Santini; B Biavati; G Dinelli; A Cencič; W Chingwaru; L Mogna; L D Gioia, *Appl. Microbiol. Biotechnol.*, **2012**, (96), 561–576.
- [16] L Ruiz; A Margolles; B Sánchez, *Front Microbiol.*, 2013, (4), 396, doi:10.3389/fmicb.2013.00396.