

Klarifikasi Penelitian a.n. Tristiana Erawati Munandar (NIP 195805181987012001)

No	No. Artikel	Judul Artikel	Komentar Penilai	Respon Pengusul	Lampiran
1	1-4	<ol style="list-style-type: none"> 1. Virgin Coconut Oil as Oil Phase in Tretinoin Nanoemulsion 2. Skin Penetration of Ubiquinone (Co-Q10) In Nanoemulsi on Delivery System Using Virgin Cocunut Oil (Vco) 3. Characteristics and Stability of Nanostructured Lipid Carrier (NLC) Aleurites Moluccana Seed Oil (AMs oil) Using Various Combinations of Beeswax and Oleum Cacao 4. The anti-inflammatory activity of <i>p</i>-methoxycinnamic acid (PMCA) in the nanostructured lipid carrier (NLC) system using combinations of solid lipid; beeswax-oleum cacao and liquid lipid; virgin coconut oil (VCO) 	<ol style="list-style-type: none"> 1. Artike ditulis pada Jurnal Terindex Scopus Q3, dapat diakses 2. Artikel dapat dinilai 3. Artikel dapat digunakan sebagai syarat khusus 	-	-
2	5-7	<ol style="list-style-type: none"> 5. Photostability Study on Character and Antioxidant Activity of Tomato Extract (<i>Solanum lycopersicum</i> L.) in Nanostructured Lipid Carrier (NLC) and Conventional Cream 6. Influence of drug-polymer ratio on physical characteristics and release of metformin hydrochloride from metformin alginate microspheres 7. Study of Diabetic Mellitus and Knowledge of Lotion Foot Care on the Community 	<ol style="list-style-type: none"> 1. Artike ditulis pada Jurnal Terindex Scopus Q3, dapat diakses 2. Artikel dapat dinilai 	-	-
3	8	8. Experimental Design Approach in Erythropoietin-alginate Microsphere Preparation with Different Concentrations of Drug and Polymer	<ol style="list-style-type: none"> 1. Artike ditulis pada Jurnal Terindex Scopus Q3, dapat diakses 2. Similarity = 13%. P. Source = 6% unair.ac.id 3. Artikel tidak dapat dinilai 	-	-
4	9	9. Praformulation study of <i>p</i> -methoxycinnamic acid (PMCA) nanoemulsion using Vegetable oils (soybean oil, corn oil, VCO)	<ol style="list-style-type: none"> 1. Artikel ditulis pada Jurnal Terindeks Scopus Q3; 2009-2016: Cancelled Similarity = 5% 2. Belum dapat dinilai. 3. Diminta klarifikasi surat menyurat dengan editor jurnal 	<ol style="list-style-type: none"> 1. Artikel terbit pada tahun 2014 sebelum Cancelled 2. Artikel dan dokumen pendukung lengkap serta dapat diakses 	<ol style="list-style-type: none"> 1. Bukti surat menyurat, accepted dan permintaan revisi 2. Bukti revisi (BUKTI C-9)

				3. Ada bukti surat-menyerat dengan editor jurnal 4. Bukti terlampir	
5	10-13	<p>10. The Influence of Sesame Oil Addition on the Arbutin Release and Penetration in Carbomer Gel Base</p> <p>11. In Vitro Effectivity Para Methoxy Cinnamate Acid (PMCA) In Solid Lipid Nanostructure (SLN) System Using Cetyl Alcohol as Lipid Formulated In HPC-H Gel Base</p> <p>12. Skin Penetration of Coenzyme Q10 in Nanostructure Lipid Carriers Using Olive Oil and Cetyl Palmitate</p> <p>13. Penetration of Ubiquinone (Q10) Nanoemulsion Using Olive Oil Through Rat Skin</p>	<p>1. Artikel ditulis pada Jurnal Internasional, dapat diakses</p> <p>2. Artikel dapat dinilai</p>	-	-
6	14-19	<p>14. Characterisation Of Solid Lipid Nanoparticles P-Methoxycinnamic Acid (SLN-PMCA) Formulated with Different Lipid Component: Stearic Acid and Cetyl Alcohol</p> <p>15. Pelepasan Na-Diklofenak Sistem Niosom Span 20- Kolesterol Dalam Basis Gel HPMC</p> <p>16. Pengaruh formulasi terhadap efektivitas antimikroba ekstrak etanol 70% daun cassia alata linn pada candida albicans</p> <p>17. Pelepasan Dan Penetrasi Natrium Diklofenak Sistem Niosom Span 60 Dalam Basis Gel HPMC 4000</p> <p>18. Penentuan Dosis Asam p-metoksisinamat (APMS) Sebagai Antiinflamasi Topikal dan Studi Penetrasi APMS Melalui Kulit Tikus dengan dan Tanpa Stratum Korneum</p> <p>19. Pengaruh Sistem Miroemulsi Tipe W/O Terhadap Karakteristik Sediaan Dan Pelepasan Natrium Diklofenak (Perbandingan Konsentrasi Surfaktan (Span 80-Tween 80): Kosurfaktan (Etanol 96%) = 6:1 dalam basis gel HPMC 4000)</p>	<p>1. Artikel ditulis pada Jurnal Nasional, dapat diakses</p> <p>2. Artikel dapat dinilai</p>	-	-
7	20	<p>20. Physical Characteristics and Release Study of Ovalbumin from Alginate Microspheres Prepared by Different Concentration of Alginate and BaCl₂ Using Aerosolization Technique</p>	<p>1. Artikel ditulis pada Prosiding, dapat diakses</p> <p>2. Similarity =33%</p> <p>3. Artikel tidak dapat dinilai</p>	-	-

8	21-22	21. The Effect of β Cyclodextrin and Oxybenzone-Octyl Dimethyl PABA (3:7% w/w) Addition on the Penetration of Kojic Acid in Vanishing Cream (Based) on Activity Inhibition of Tyrosinase 22. Anti Inflammatory Activity of Para Methoxy Cinnamic Acid (PMCA) on Nanoemulsion Using Soybean Oil	1. Artikel ditulis pada Prosiding , dapat diakses 2. Artikel dapat dinilai	-	-
9	23	23. Characterization and The Release Test of Anti-Aging Tretinoin in Nanoemulsion Using Olive Oil	1. Artikel ditulis pada Prosiding , dapat diakses, 2. Similarity = 21%, P. Source = 15% forddele.dk 3. Artikel tidak dapat dinilai	-	-
10	24-26	24. Anti Inflammatory Activity of Para Methoxy Cinnamic Acid (PMCA) on Nanoemulsion Using Soybean Oil 25. The Influence of Olive Oil Addition on Increasing Arbutin Penetration in the Carbomer 940 Gel (Observation on Inhibition of Enzyme Tyrosinase Activity) 26. The Effect of β Cyclodextrin and Oxybenzone-Octyl Dimethyl PABA (3:7% w/w) Addition on the Penetration of Kojic Acid in Vanishing Cream (Based) on Activity Inhibition of Tyrosinase	1. Artikel ditulis pada Prosiding , dapat diakses 2. Artikel dapat dinilai	-	-

Surabaya, 29 Juni 2020

Pengusul,

Dr. Tristiana Erawati M., MSi., Apt.
NIP. 195805181987012001

**BUKTI SURAT-MENYURAT
DENGAN EDITOR JURNAL IJPPS**

submit research paper on IJPPS journal

Yahoo/Terkirim

tristiana erawati <era_ffua@yahoo.co.id>

Kepada: editor@ijppsjournal.com

Sel, 3 Des 2013 jam 09.14

Dear editor: Prof. M.S. Bhatia,

I attach my manuscript on

"PRAFORMULATION STUDY OF *p*-METHOXYCINNAMIC ACID (APMS) NANOEMULSION USING VEGETABLE OILS (SOYBEAN OIL, CORN OIL, VCO)"

for consideration for publication in International Journal of Pharmacy and Pharmaceutical Sciences.

Looking forward to your response.

Thank You

Dra. Tristiana Erawati M., Apt., MSi

Pharmaceutic Department

Faculty of Pharmacy

Universitas Airlangga

email: era_ffua@yahoo.co.id

mobile: 08121671607

manuscript_Tristiana Erawati.doc

5.4MB

PRAFORMULATION STUDY OF *p*-METHOXYCINNAMIC ACID (APMS)
NANOEMULSION USING VEGETABLE OILS (SOYBEAN OIL, CORN OIL,
VCO)

Tristiana Erawati M., Esti Hendradi, Widji Soeratri

Faculty of Pharmacy, Airlangga University, Surabaya, Indonesia

*Corresponding author: tristiana-e-m@ff.unair.ac.id

Abstract

This study aims were to obtain the praformulation data of *p*-methoxycinnamic acid (APMS) (solubility in buffer; apparent partition coefficient between buffer and vegetable oils), to determine the fatty acids content and screening HLB needs of each oils as well as to determine the composition of nanoemulsion using these oils, surfactants (Tween 80 and Span 80) and ethanol 96% as cosurfactant. Solubility test of APMS in acetate buffer pH 4.2 ± 0.2 were conducted by shaking for 4 hours at 150 rpm followed by measuring APMS amount dissolved by spectrophotometer. To determine the APMS apparent partition coefficients between buffer pH 4.2 ± 0.2 and soybean oil, corn oil, VCO, respectively, APMS was dissolved buffer then oil that has been saturated with buffer were added. Firstly by shaking for 2 hours at 150 rpm, followed by centrifugations for 15 minutes at 2200 rpm than APMS remained amount in the buffer was measured by spectrophotometer. Determination of fatty acid contents in the oils was used GC-MS while screening HLB was carried by various compositions of surfactants and cosurfactant to obtain a clear emulsion.

From the results of this study, the solubility of APMS in acetate buffer pH 4.2 ± 0.2 was 70.04 ± 0.66 mg/L. APMS apparent partition coefficient in buffer pH 4.2 ± 0.2 and soybean oil, corn oil, and VCO, respectively were 2.39; 2.38 and 2.41. The main contents of soybean oil fatty acids were 19.57% palmitic acid, 45.2% linoleic acid, 25.36% elaidic acid, and 7.07% stearic acid. The main contents of corn oil fatty acids were 26.86% palmitic acid, 31.52% oleic acid, 31.30% elaidic acid and 4.68% stearic acid. The main contents of VCO fatty acids were 32.41% lauric acid, 24.15% myristic acid, 15.68% palmitic acid, 2.29% linoleic acid, 11.06% elaidic acid and 5.22% stearic acid. These oils HLB needs was 14 and the ratio of surfactant - cosurfactant which can formed a clear emulsion was 6:1

Key words: APMS, solubility, apparent partition coefficient, fatty acids, soybean oil, corn oil, VCO, HLB needs.

Background

One of the drug delivery system that has been known to increase the solubility and penetration of the drug is nanoemulsion system. Nanoemulsion system consists of a water phase, oil phase, surfactant and cosurfactant (Harwansh, Rahman, Akhlaquer, Dangi, 2010). Increased penetration of the system is due to the increasing amount of material in the form of molecular medicine so that differences in the concentration of the drug outside and inside skin which can be greater as the driver of the penetration process, in addition to the amount of surfactant and cosurfactant high enough to serve as an enhancer (Krielgaard, 2002). Another advantage of this system is that the spontaneous

creation without the need for heating and vigorous stirring. To increase the use of natural resources and improve the products of traditional medicine into modern medicine, the nanoemulsion delivery system is applied to the p-methoxycinnamate acid (APMS). In order to attempt the development of APMS as topical anti-inflammatory preparations on nanoemulsion system utilizing plant oils (soybean oil, corn oil, VCO). APMS is a component of the *Kaempferia galangal* rhizome, widely used as a traditional medicine (jamu) (Rostiana, 2007). *Kaempferia galangal* rhizome by Javanese traditional herb used in a formula named "bobok" blend with *oryza sativa*. The formula function removes the body pain due to sprains, exercise or heavy work. To formulate a topical preparation is needed praformulasion data, then in this research study involves determining solubility and partition coefficient of APMS, determine the fatty acid content and screening HLB need of vegetable oil and to get a comparison of surfactant-cosurfactant which can produce a clear (translucent) emulsion.

Methods

These research started by qualitative analysis of APMS by *IR JASCO FT/IR-5300 Instrument* and *Differential Thermal Analysis (DTA)*, than determination of λ maximum and APMS standard curve in acetate buffer pH 4.2 ± 0.2 followed by solubility test of APMS in acetate buffer pH 4.2 ± 0.2 . Solubility test of APMS in acetate buffer pH 4.2 ± 0.2 were conducted by shaking for 4 hours at 150 rpm followed by measuring APMS amount dissolved by spectrophotometer. To determine the APMS apparent partition coefficients between buffer pH 4.2 ± 0.2 and soybean oil, corn oil, VCO, respectively, APMS

(50 ppm and 60 ppm) was dissolved in 10.0 mL acetate buffer pH 4.2 ± 0.2 then oil (0.5; 1.0 and 2.0 mL) that has been saturated with acetate buffer pH 4.2 ± 0.2 were added. Firstly by shaking for 2 hours at 150 rpm, followed by centrifugations for 15 minutes at 2200 rpm than APMS remained amount in the buffer was measured by spectrophotometer. Determination of fatty acid contents in the oils was used GC-MS while screening HLB was carried by various combinations of surfactants (Tween 80 and Span 80 to produce HLB 10,11,12,13 and 14). To obtain a clear emulsion one portion of oil added with nine portion of combination of surfactan and cosurfactant (1:1 ; 2:1; 3:1 etc. 9:1), than added slowly with acetate buffer pH 4.2 ± 0.2 .

Results and discussions

The result of APMS qualitative test by *IR JASCO FT/IR-5300 Instrument* between waves number $450 - 4000 \text{ cm}^{-1}$ that found the infrared spectra as showed Figure 1. and APMS melting temperature (174.4°C) by *Differential Thermal Analysis (DTA)* showed in Figure 2.

Results of the determination of the maximum wavelength of APMS in acetate buffer solution of pH 4.2 ± 0.2 ; the APMS maximum wavelength obtained in acetate buffer pH 4.2 ± 0.2 was 301 nm. Regression equation of the relationship curve between the absorbance vs. APMS concentration obtained $y = 0.1063x - 0.0014$ with a correlation coefficient $r = 0.9999$.

APMS solubility determination in acetate buffer solution of pH 4.2 ± 0.2 begins with the timing of APMS saturated solubility in acetate buffer solution of pH 4.2 ± 0.2 can be seen in Figure 3. and the results of ANOVA test is known all

APMS concentration at 4, 5, 6, 7 and 8 hour did not differ significantly so that it can be concluded time its saturation solubility at 4th hour. While the results of the determination of the APMS solubility in acetate buffer pH 4.2±0.2 during 4th hour was 70.04±0.66 mg/L can be seen in Table 1.

The determination results apparent partition coefficient of APMS in acetate buffer pH 4.2±0.2 and each oil (soybean oil, corn oil and VCO) with a ratio of 10:0.5 ; 10:1.0 and 10:2.0 and the concentration of the acetate APMS buffer pH 4.2±0.2 at 50 and 60 ppm can be seen in Table 2. From Table 2 known apparent partition coefficients of APMS in acetate buffer pH 4.2±0.2 and soybean oil, corn oil, VCO were 2.39±0.11; 2.38±0.12 and 2.41±0.13 respectively.

Results of the determination of fatty acid content of soybean oil, corn oil and VCO using GC-MS can be seen in Table 4. From Table 4 it can be seen that the highest levels of soybean oil fatty acids was 45.20% linoleic acid (C18:2), the highest levels of corn oil fatty acids was 31.52% oleic acid (C18:1/-cis) and 31.30% elaidic acid (18:1/-trans), while the highest fatty acid levels VCO is 32.41% lauric acid (C12).

Screening of oils HLB needs and determination of surfactants (combination surfactants Tween 80 - Span 80):co-surfactant (ethanol) ratios were done by ratio 1:1 until 9:1 and combination surfactants Tween 80-Span 80 at HLB 10, 11, 12, 13 and 14. That result known at surfactant combination with HLB 10, 11 and 12 the emulsion using all oils turbid, at surfactants combination with HLB 13 emulsion using soybean oil and corn oil were turbid, while emulsion using VCO start from surfactant and co-surfactant ratio 3:1 produced clear emulsion. At

surfactants combination with HLB 14 emulsion using soybean oil and corn oil appear translucent start from surfactant and co-surfactant ratio 5:1, while emulsion that used VCO start from surfactant and co-surfactant ratio 3:1. So that for application suggest use surfactant and co-surfactant ratio 6:1 at combination surfactants with HLB 14 to produce more stable clear emulsion. The example of emulsion can see in Figure 4, 5, 6 and 7. From Figure 7 was shown that emulsion with VCO more clearly than emulsion with soybean oil and corn oil. It was causes atom C chain of soybean oil and corn oil fatty acid mean content longer than VCO, so that emulsion droplet will be bigger and transparency was decrease (Wooster, 2008).

Conclusion

From the results of this study concluded:

1. The solubility of APMS in acetate buffer pH 4.2 ± 0.2 was 70.04 ± 0.66 mg/L.
2. APMS apparent partition coefficient in acetate buffer pH 4.2 ± 0.2 and soybean oil, corn oil, and VCO, were 2.39 ± 0.11 ; 2.38 ± 0.12 and 2.41 ± 0.13 respectively.
3. The main contents of soybean oil fatty acids were 19.57% palmitic acid, 45.2% linoleic acid, 25.36% elaidic acid, and 7.07% stearic acid. The main contents of corn oil fatty acids were 26.86% palmitic acid, 31.52% oleic acid, 31.30% elaidic acid and 4.68% stearic acid. The main contents of VCO fatty acids were 32.41% lauric acid, 24.15% myristic acid, 15.68%

palmitic acid, 2.29% linoleic acid, 11.06% elaidic acid and 5.22% stearic acid.

4. Soybean oil, corn oil, and VCO HLB needs was 14 and the ratio of surfactant and co-surfactant which can formed a clear emulsion was 6:1.
5. Emulsions with Soybean oil and corn oil more turbid than emulsion with VCO.

Acknowledgment

The authors want to thank Indonesia Government who give research fund through Rector of Airlangga University (through LPPM-UA), also to my students; Akhmadi Aslakh, Laurin Anastasia Winarso, Rizka Arifa Rahmawati, Silvia Noor Hidayah and Widya Nur Pratama whose supported this research.

Tables and figures

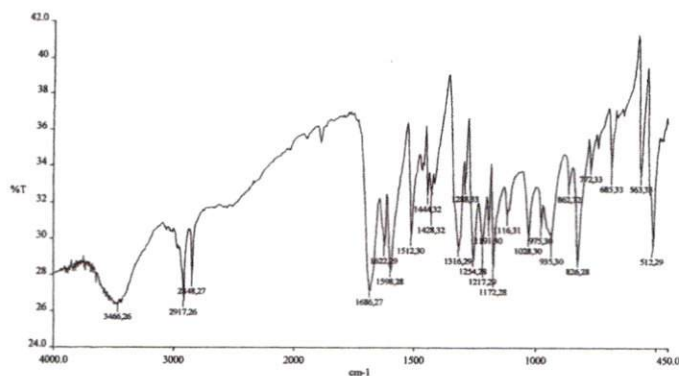


Figure 1. APMS infrared spectra between waves number 450 – 4000 cm^{-1} by *IR JASCO FT/IR-5300 Instrument*.

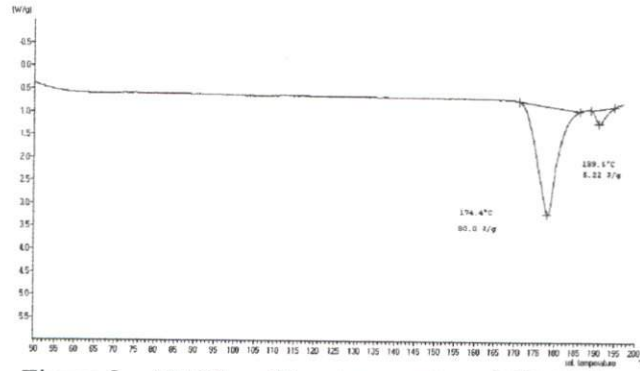


Figure 2. APMS melting temperature (174.4°C) by *Differential Thermal Analysis* (DTA)

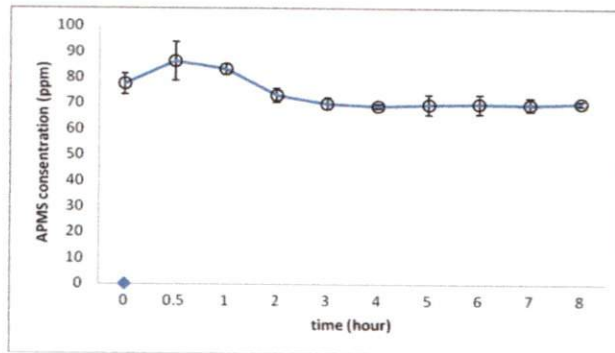


Figure 3. Correlation curve between APMS concentration (ppm) in acetate buffer pH 4.2 ± 0.2 vs. time (hour)

Table 1. The APMS solubility in acetate buffer pH 4.2 ± 0.2

SOLUBILITY OF APMS IN ACETATE BUFFER pH 4.2 ± 0.2	
Replicate	CONCENTRATION (mg/L)
1	69.69
2	69.44
3	70.54
4	68.99
5	71.10
6	70.45
mean \pm SD	70.04 \pm 0.66

Table 2. APMS apparent partition coefficient in acetate buffer pH 4.2±0.2 and each oils (soybean oil, corn oil, and VCO)

OIL	BUFFER : OIL RATIO (mL)	APMS APPARENT PARTITION COEFFICIENT						MEAN ± SD	
		CONCENTRATION IN BUFFER							
		50 ppm			60 ppm				
		1	2	3	1	2	3		
SOYBEAN OIL	10 : 0.5	2.53	2.52	2.51	2.57	2.55	2.56	2.54	2.39±0.11
	10 : 1.0	2.36	2.33	2.34	2.38	2.39	2.37	2.36	
	10 : 2.0	2.24	2.29	2.26	2.21	2.33	2.31	2.27	
CORN OIL	10 : 0.5	2.52	2.54	2.56	2.55	2.55	2.54	2.54	2.38±0.12
	10 : 1.0	2.38	2.36	2.37	2.38	2.39	2.36	2.37	
	10 : 2.0	2.29	2.28	2.29	2.16	2.16	2.16	2.22	
VCO	10 : 0.5	2.51	2.48	2.46	2.69	2.64	2.62	2.57	2.41±0.13
	10 : 1.0	2.39	2.39	2.42	2.48	2.49	2.51	2.45	
	10 : 2.0	2.25	2.26	2.29	2.33	2.28	2.29	2.28	

Table 4. The main contents of soybean oil, corn oil, and VCO fatty acids.

FATTY ACIDS MAIN CONTENTS OF VEGETABLE OIL					
SOYBEAN OIL		CORN OIL		VCO	
FATTY ACID	CONCENTRATION (%)	FATTY ACID	CONCENTRATION (%)	FATTY ACID	CONCENTRATION (%)
palmitic acid (C16)	19.57	palmitic acid (C16)	26.86	lauric acid (C12)	32.41
linoleic acid (C18:2)	45.20	oleic acid (C18:1) <i>cis</i>	31.52	myristic acid (C14)	24.15
elaidic acid (C18:1) <i>trans</i>	25.36	elaidic acid (C18:1) <i>trans</i>	31.30	palmitic acid (C16)	15.68
stearic acid (C18)	7.07	stearic acid (C18)	4.68	linoleic acid (C18:2)	2.29
				elaidic acid (C18:1) <i>trans</i>	11.06
				stearic acid (C18)	5.22



Figure 4. Examples of emulsion used VCO with surfactants combination to produced HLB 12




Figure 5. Examples of emulsion used VCO with surfactants combination to produced HLB 13




Figure 6. Examples of emulsion used VCO with surfactants combination to produced HLB 14



Figure 7. Examples of emulsion used soybean oil (a), corn oil (b) and VCO (c) with surfactants combination to produced HLB 14.

References

- Harwansh R.K, Rahman, Akhlaquer and Dangi, J.S., 2010. Microemulsion System for Transdermal Delivery of Diclofenac Sodium for Bioavailability Enhancement. *Journal of Pharmacy Research*. India 3(9), 2182-2185
- Kreilgaard M., 2002, *Influence of Microemulsions on Cutaneous Drug Delivery*, *Advance drug delivery reviews* 54 Suppl .1 (2002) S 77- S98
- Rostiana O., and Effendi, D.S., 2007. *Kamferia galanga* seed technology: Seeding and Cultivation Varieties Supporter. Bogor: Center for Research and Development of Plantation.
- Wooster, T.J., Golding M., Sanguansri P., 2008, Impact of Oil Type on Nanoemulsion Formation and Ostwald Ripening Stability. *Langmuir*. 2008 Nov 18; 24(22):12758-65. E-pub 2008 Oct 14

EditorIJPPS <editor@ijppsjournal.com>

Kepada:era_ffua@yahoo.co.id

Kam, 5 Des 2013 jam 00.25

Dear Sir,

I have received your article with reference no IJPPS 84-85/2013.

Within 15-20 days (19 Dec) you will receive decision on your manuscript.

If decision is not sent in time frame to you, please remind me with reference no of the manuscript.

Impact : 1.59 (SCImago, 2012) (Increased from 1.1 in 2011 to 1.59 in 2012)

Its extreme pleasure to announce the launching of INNOVARE ACADEMIC SCIENCES (<http://www.innovareacademics.in>) – Serve to provide quality publication.

Success of International Journal of Pharmacy & Pharmaceutical Sciences and Asian Journal of Pharmaceutical & Clinical Research lead to launch INNOVARE ACADEMIC SCIENCES (<http://www.innovareacademics.in>) to provide platform for quality publication in various others disciplines such as Medicine, Engineering, Agriculture, Health, Ayurvedic, Education, Social, Business Management, Food, and Life sciences.

Authors/readers interested to be part of editorial team, visit at <http://www.innovareacademics.in/Career.php>

On facebook, you can join us at <http://www.facebook.com/InnovareAcademicSciences>

Our team sincerely conveys kind regards to authors and editorial members to achieve the impact. You are requested to cite articles which are published in IJPPS in other publications also which will help us to increase the impact factor.

We are happy to inform our authors that IJPPS is now indexed in **Scopus, Elsevier, EBSCO**, Google Scholar and Directory of Open Access Journal (DOAJ), Index Copernicus, ICAAP, Scientific commons, PSOAR, Open-J-Gate in very short span. Journal has made its presence amongst International community with great impact **ICV- 5**

For detail visit www.ijppsjournal.com

Thanks for your interest in IJPPS.

With Best Regards

Dr Avijeet Jain (Mob No- 09165136558)

Associate Editor

International Journal of Pharmacy and Pharmaceutical Sciences

[Click here](#) to enable desktop notifications for Airlangga University Mail. [Learn more](#) [Hide](#)

Looks like you don't have anyone to chat with yet. [Invite some contacts](#) to get started.

[Learn more](#)

1 of 4

Provisional Acceptance of IJPPS 84-85/2013

Inbox x



EditorIJPPS editor@ijppsjournal.com 12/18/13

to me

Dear Sir,

Its extreme pleasure to announce the launching of INNOVARE ACADEMIC SCIENCES (<http://www.innovareacademics.in>) – Serve to provide quality publication. EditorIJPPS editor@ijppsjournal.com

[Show details](#)

Success of International Journal of Pharmacy & Pharmaceutical Sciences and Asian Journal of Pharmaceutical & Clinical Research lead to launch INNOVARE ACADEMIC SCIENCES (<http://www.innovareacademics.in>) to provide platform for quality publication in various others disciplines such as Medicine, Engineering, Agriculture, Health, Ayurvedic, Education, Social, Business Management, Food, and Life sciences.

Authors/readers interested to be part of editorial team, visit at <http://www.innovareacademics.in/Career.php>

On facebook, you can join us at <http://www.facebook.com/InnovareAcademicSciences>

We are happy to inform our authors that IJPPS is now indexed in Scopus, **Elsevier**, **EBSCO**, Google Scholar and Directory of Open Access Journal (DOAJ), Index Copernicus, ICAAP, Scientific commons, PSOAR, Open-J-Gate in very short span. Journal has made its presence amongst International community with great impact **ICV- 5**

Impact : 1.59 (SCImago, 2012) (Increased from 1.1 in 2011 to 1.59 in 2012)

Our team sincerely conveys kind regards to authors and editorial members to achieve the impact factor. You are requested to cite articles which are published in IJPPS in other publications also which will help us to increase the impact factor.

Your manuscript IJPPS 84-85/2013 has been recommended for publication after review.

For publication, all the authors are required to register, Registration Charges (US\$ 50.00 per author). You are requested to inform regarding your acceptance for registration within 3-4 days.

For revision of your article see the following points

- Format:- Background should be replaced with heading Introduction.
- Abstract: Rewrite Abstract which should be structural (Divide it into- Objective, Methods, Results, and Conclusion). See new (updated) instruction to authors.
- Errors: Error in spellings along with grammar and void space between two words should be rectified.
- Insert Table(s) and Figure(s) in Result and Discussion Section at appropriate place.
- Headings of table (s) and figure (s) should be rectified. See latest issue of IJPPS
- References: Few references are out of format. Uniformity

must be ensured in all the references. It should be made strictly as per Instructions to Authors.

- Reference citation- References are to be cited by numbers, not by authors in parentheses/Square bracket like [1] in line with text.
- Revision must be made strictly, failure of which may disqualify the article from publication procedure.

(All the changes made must be highlighted with RED coloured fonts)

Please find Copy Right Form at our website www.ijppsjournal.com in Home section at end of the page. Submit it through email along with your corrected manuscript.

Please find Copy Right Form at our website www.ijppsjournal.com in Home section at end of the page. Submit it through email along with your corrected manuscript.

You can transfer the required amount [US\$ 188 {including US\$ 20.0 for bank charges}+ ST (Service Tax 12%-US\$ 18)] online to

Note: Take care of charges of your local bank

(Please inform us if you make online transfer through email/phone)

Name- INNOVARE ACADEMIC SCIENCES PRIVATE LIMITED

Account No- **04707630000571**

Bank: **HDFC Bank**

Branch: **INDERPURI - BHEL**

City: BHOPAL

IFSC Code: **HDFC0002780**

MICR Code: 462240007

Branch Code: 2780

SWIFTCODE- **HDFCINBB**

Address: HDFC BANK LTD., B -8 INDRAPURI, BHEL, BHOPAL,
MADHYA PRADESH 462021, India

Alternatively

Payment can also be made through <https://www.xoom.com> in the said account directly. Please take care of charges of <https://www.xoom.com/>

Alternatively

Payment can also be made by PAYPAL in favour of editor@ijppsjournal.com

Address-

International Journal of Pharmacy and Pharmaceutical Sciences
C/o- Dr Avijeet Jain
Associate Editor
6/1, Sanjeevani Medical Stores
Shastri Chowk, Sadar Bazar, Sagar (Saugor), MP

PIN-472002
India

Feel free to contact for any query and support.

With Best Regards

Dr. Avijeet Jain (M No- 09165136558)

Associate Editor

International Journal of Pharmacy and Pharmaceutical Sciences




Click here to Reply or Forward

0 GB (0%) of 30 GB used

[Manage](#)

©2014 Google - [Terms of Service](#) - [Privacy Policy](#) - [Program Policies](#)

Powered by 

tristiana erawati m tristiana-e-m@ff.unair.ac.id 12:36 PM (4 minutes ago)

to EditorIJPPS

Dear Dr. Avijeet Jain
Associate Editor
International Journal of Pharmacy and Pharmaceutical Sciences

Here with I inform you that the registration charges for my manuscript IJPPS 84-85/2013 with the title "PRAFORMULATION STUDY OF *p*-METHOXYCINNAMIC ACID (APMS) NANOEMULSION USING VEGETABLE OILS (SOYBEAN OIL, CORN OIL, VCO)" have been transferred at 27th January 2014.

The revision of the manuscript will be send as soon as possible. I am looking forward for your answered if you receive my transferred. Thank you very much for your kind attention.

Best Regards,

Dra. Tristiana Erawati M., Apt., MSi

Pharmaceutic Department

Faculty of Pharmacy

Universitas Airlangga

email: tristiana-e-m@ff.unair.ac.id

mobile: 08121671607



Tanggal/Date: 27/1/2014

Formulir Kiriman Uang
Remittance Application

4544 3160 0010 001 27/01/2014 10:52:28
SERVIS TUNAI IDR 2.778.670.00 RATE 1.00
258000085 SIMSEM KLN URAIR USD 226.00 RATE 12.295.00
TANPA BIAYA
BERITA: -
14 - SURABAYA

REFERENCE : SIOSB 00029014
NO. TRX : 4544104028 96982
NO. RKN : 0090002580000085
JUNTAH : 014 - SURABAYA
NO. TRX : 4544104028 96982
NO. RKN : 01468020010101
JUNTAH : 014 - SURABAYA

Penerima/ Beneficiary Penduduk/ Resident Bukan Penduduk/ Non Resident
Nama/ Name : **INNOVARE ACADEMIC SCIENCES PRIVATE LIMITED**
Alamat/ Address :
Telepon/ Phone :
Kota/ City : Negara/ Country :

Jenis Pengiriman/ Type of Transfer : LLG/ Clearing Draft SWIFT
 RTGS

Sumber Dana/ Source of fund : Tunai/ Cash Cek/ BG No.
 Debit Rek./ Debit Acc. No.

Bank Penerima/ Beneficiary Bank : **MDFC Bank**
Kota/ City : **BHOPAL** Negara/ Country : **INDIA**
No. Rek./ Acc. No. : **04707630000571**

Mata Uang/ Currency : IDR USD
Jumlah Dana yang dikirim/ Amount Transfer

Jumlah / Amount	Kurs/ Rate	Nilai/ Amount
		USD 206
Biaya/ Charge	Valas/ Amount in Foreign Exchange	Nilai/ Amount
Komisi/ Commission		
Pengiriman/ Handling		
Bank Koresponden / Correspondent Bank		
Jumlah Biaya / Amount Charge		USD 20
Total yang dibayarkan/ Total Amount		USD 226

Pengirim/ Remitter Penduduk/ Resident Bukan Penduduk/ Non Resident
Nama/ Name : **TRISTIANA ERAWATI**
Nama Alias/ Alias Name : **(IJPPS 84-85/2013)**
No. ID :
KTP/SIM/ Passport/ KITAS : **3578035805580001**
Alamat/ Address : **Jl RUNGKUT ASRI TIMUR XII/93**
Telepon/ Phone : **08121671607**
Kota/ City : **SURABAYA** Negara/ Country : **INDONESIA**

Tujuan Transaksi (Transaction Purpose) :
Berita (Message) : **REGISTRATION CHARGES**

Biaya dari Bank koresponden dibebankan ke rekening/
Correspondent bank charges are for account of
 Penerima/ Beneficiary Pengirim/ Remitter Sharing



Saya menyetujui sepenuhnya syarat-syarat yang tercantum pada halaman belakang formulir ini / I unconditionally accept all the terms and conditions on the reverse form.

Pemohon/ Applicant

PT. BANK NEGARA INDONESIA (Persero), Tbk
CABANG : SURABAYA

IBOC - Maintenance (S10)

Teller ID : 45444
Date : 27/01/2014
Time : 11:07:49

Sender's Reference : 20:SIOSBY00029014
Bank Operation Code : 23B:CRED
Value Date/Currency/Interbank Settled Amount : 32A:140127USD206
Ordering Customer : 50K:700000002580000085
TRISTIANA ERAWATI
JL RUNGKUT ASRI TIMUR XII/93
SURABAYA INDONESIA
Ordering Institution : 52A:BNINIDJAKXX
Account With Institution : 57A:HDPCINBBXXX
Beneficiary Customer : 59:704707630000571
INNOVARE ACADEMIC SCIENCES PRIVATE LIMITED
BHOPAL
INDIA
Remittance Information : 70:REGISTRATION CHARGES
IJPPS 84-85 / 2013
Details Of Charges : 71A:OUR
Sender to Receiver Information : 72:BRANCH: INDERPURI - BHBL
BHOPAL



Manuscript Title: PRAFORMULATION STUDY OF *p*-METHOXYCINNAMIC ACID (PMCA) NANOEMULSION USING VEGETABLE OILS (SOYBEAN OIL, CORN OIL, VCO)

NO	Correction
1	<p>Section : ABSTRACT</p> <p>Page No : 1</p> <p>Line No : 12</p> <p>Column : 1</p> <p>Uncorrected Text: oleic acid</p> <p>Correction : linoleic acid</p>
2	<p>Section : Table 1</p> <p>Page No : 1</p> <p>Line No : 1</p> <p>Column : 2</p> <p>Uncorrected Text: ph</p> <p>Correction : pH</p>
3	<p>Section : text under Fig 3</p> <p>Page No : 2</p> <p>Line No : 1-5</p> <p>Column : 2</p> <p>Uncorrected Text: The determination results apparent partition coefficient of PMCA in acetate buffer pH 4.2±0.2 and each oil (soybean oil, corn oil and VCO) with a ratio of 10:0.5 ; 10:1.0 and 10:2.0 and the concentration of the acetate PMCA buffer pH 4.2±0.2 at 50 and 60 ppm can be seen in Table 2.</p> <p>Correction : The apparent partition coefficient of PMCA (concentration of 50 and 60 ppm) in acetate buffer pH 4.2 ± 0.2 and each oil (soybean oil/corn oil/VCO) with ratio of 10:0.5; 10:1.0; 10:2.0 are presented in Table 2.</p>

4	<p>Section : Table 2</p> <p>Page No : 2</p> <p>Line No : 2</p> <p>Column : 1</p> <p>Uncorrected Text: CONSENTRATION IN BUFFER</p> <p>Correction : CONCENTRATION PMCA IN BUFFER</p>																																																
5	<p>Section : Table 3</p> <p>Page No : 2</p> <p>Line No : 2</p> <p>Column : 1</p> <p>Uncorrected Text: position of Corn oil above Conc.(%) in column 2 and position of Vco above Conc.(%) in column 4</p> <p>Correction : position of Corn oil above Fatty acid in column 3 and position of VCO above Fatty acid in column 5</p> <hr/> <p style="text-align: center;">FATTY ACIDS MAIN CONTENTS OF VEGETABLE OIL</p> <table border="1" style="width: 100%; border-collapse: collapse;"> <thead> <tr> <th colspan="2" style="text-align: left;">SOYBEAN OIL</th> <th colspan="2" style="text-align: left;">CORN OIL</th> <th colspan="2" style="text-align: left;">VCO</th> </tr> <tr> <th style="text-align: left;">FATTY ACID</th> <th style="text-align: center;">CONC. (%)</th> <th style="text-align: left;">FATTY ACID</th> <th style="text-align: center;">CONC. (%)</th> <th style="text-align: left;">FATTY ACID</th> <th style="text-align: center;">CONC. (%)</th> </tr> </thead> <tbody> <tr> <td>palmitic acid (C16)</td> <td style="text-align: center;">19.57</td> <td>palmitic acid (C16)</td> <td style="text-align: center;">26.86</td> <td>lauric acid (C12)</td> <td style="text-align: center;">32.41</td> </tr> <tr> <td>linoleic acid (C18:2)</td> <td style="text-align: center;">45.20</td> <td>linoleic acid (C18:2)</td> <td style="text-align: center;">31.52</td> <td>myristic acid (C14)</td> <td style="text-align: center;">24.15</td> </tr> <tr> <td>elaidic acid (C18:1) <i>trans</i></td> <td style="text-align: center;">25.36</td> <td>elaidic acid (C18:1) <i>trans</i></td> <td style="text-align: center;">31.30</td> <td>palmitic acid (C16)</td> <td style="text-align: center;">15.68</td> </tr> <tr> <td>stearic acid (C18)</td> <td style="text-align: center;">7.07</td> <td>stearic acid (C18)</td> <td style="text-align: center;">4.68</td> <td>linoleic acid (C18:2)</td> <td style="text-align: center;">2.29</td> </tr> <tr> <td></td> <td></td> <td></td> <td></td> <td>elaidic acid (C18:1) <i>trans</i></td> <td style="text-align: center;">11.06</td> </tr> <tr> <td></td> <td></td> <td></td> <td></td> <td>stearic acid (C18)</td> <td style="text-align: center;">5.22</td> </tr> </tbody> </table> <hr/>	SOYBEAN OIL		CORN OIL		VCO		FATTY ACID	CONC. (%)	FATTY ACID	CONC. (%)	FATTY ACID	CONC. (%)	palmitic acid (C16)	19.57	palmitic acid (C16)	26.86	lauric acid (C12)	32.41	linoleic acid (C18:2)	45.20	linoleic acid (C18:2)	31.52	myristic acid (C14)	24.15	elaidic acid (C18:1) <i>trans</i>	25.36	elaidic acid (C18:1) <i>trans</i>	31.30	palmitic acid (C16)	15.68	stearic acid (C18)	7.07	stearic acid (C18)	4.68	linoleic acid (C18:2)	2.29					elaidic acid (C18:1) <i>trans</i>	11.06					stearic acid (C18)	5.22
SOYBEAN OIL		CORN OIL		VCO																																													
FATTY ACID	CONC. (%)	FATTY ACID	CONC. (%)	FATTY ACID	CONC. (%)																																												
palmitic acid (C16)	19.57	palmitic acid (C16)	26.86	lauric acid (C12)	32.41																																												
linoleic acid (C18:2)	45.20	linoleic acid (C18:2)	31.52	myristic acid (C14)	24.15																																												
elaidic acid (C18:1) <i>trans</i>	25.36	elaidic acid (C18:1) <i>trans</i>	31.30	palmitic acid (C16)	15.68																																												
stearic acid (C18)	7.07	stearic acid (C18)	4.68	linoleic acid (C18:2)	2.29																																												
				elaidic acid (C18:1) <i>trans</i>	11.06																																												
				stearic acid (C18)	5.22																																												
6	<p>Section : Table 3</p> <p>Page No : 2</p> <p>Line No : 3</p> <p>Column : 1</p>																																																

	<p>Uncorrected Text: Z</p> <p>Correction : Fatty acid</p>
7	<p>Section : Table 3</p> <p>Page No : 2</p> <p>Line No : 6 and 7</p> <p>Column : 3</p> <p>Uncorrected Text: oleic acid (C18:1) <i>cis</i></p> <p>Correction : linoleic acid (C18:2)</p>
8	<p>Section : text under Table 3</p> <p>Page No : 2</p> <p>Line No : 1</p> <p>Column : 2</p> <p>Uncorrected Text: oleic acid (C18:1/- <i>cis</i>)</p> <p>Correction : linoleic acid (C18:2)</p>
9	<p>Section : Fig 4 and 5</p> <p>Page No : 3</p> <p>Line No : -</p> <p>Column : 1</p> <p>Uncorrected Text: Fig 4; (three bottles) was accidentally replace by Fig 5; (five bottles)</p> <div data-bbox="429 1517 1129 1809" data-label="Image"> </div> <p>Fig.4; Emulsion used VCO with surfactants combination to produced HLB 12</p>



Fig.5; Emulsions used VCO with surfactants combination to produced HLB 13

Correction : Fig 4; three bottles than Fig 5; five bottles



Fig.4; Emulsion used VCO with surfactants-cosurfactants ratio of 4:1; 6:1; 7:1 and combination surfactants to produced HLB 12



Fig.5; Emulsions used VCO with surfactants-cosurfactants ratio of 3:1; 4:1; 5:1; 6:1; 7:1; 8:1 and surfactants combination to produced HLB 13

10 **Section** : Fig 6 and 7

Page No : 3

Line No : -

Column : 1 and 2

Uncorrected Text: Fig 6; (nine bottles in one frame) was accidentally replace by Fig 7; (nine bottle in three frames)




Fig.6; Emulsions used VCO with surfactants combination to produced HLB 14




Fig.7; Emulsions used soybean oil (a), corn oil (b) and VCO (c) with surfactants combination to produced HLB 14.

Correction: Fig 6; (nine bottles in one frame) than Fig 7; (nine bottles in three frames)




Fig.6; Emulsions used VCO with surfactants-cosurfactants ratio of 1:1; 2:1; 3:1; 4:1; 5:1; 6:1; 7:1; 8:1; 9:1 and surfactants combination to produced HLB 14




Fig.7; Emulsions used soybean oil (a), corn oil (b) and VCO (c) with surfactants-cosurfactants ratio of 5:1; 6:1; 7:1 and surfactants combination to produced HLB 14.

11	Section	: CONCLUSION
	Page No	: 3
	Line No	: point 3 line 4
	Column	: 2
	Uncorrected Text:	oleic acid
	Correction	: linoleic acid

PRAFORMULATION STUDY OF *P*-METHOXYCINNAMIC ACID (PMCA) NANOEMULSION USING VEGETABLE OILS (SOYBEAN OIL, CORN OIL, VCO)

TRISTIANA ERAWATI M.*, ESTI HENDRADI, WIDJI SOERATRI

Faculty of Pharmacy, Airlangga University, Surabaya, Indonesia. Email: tristiana-e-m@ff.unair.ac.id

Received: 04 Dec 2013, Revised and Accepted: 07 Feb 2014

ABSTRACT

Objective: This study aims were to obtain the praformulation data of *p*-methoxycinnamic acid (PMCA) (solubility in buffer; apparent partition coefficient between buffer and vegetable oils), to determine the fatty acids content and screening HLB needs of each oils as well as to determine the composition of nanoemulsion using these oils, surfactants (Tween 80 and Span 80) and ethanol 96% as cosurfactant.

Methods: Solubility test of PMCA in acetate buffer pH 4.2±0.2 were conducted with shakes and followed by measuring PMCA amount dissolved by spectrophotometer. To determine the PMCA apparent partition coefficients between buffer pH 4.2±0.2 and soybean oil, corn oil, VCO, respectively, PMCA dissolved in buffer then oil that has been saturated with buffer were added. Firstly by shaking followed by centrifugations than PMCA remained amount in the buffer was measured by spectrophotometer. Determination of fatty acid contents in the oils was used GC-MS while screening HLB was carried by various compositions of surfactants and cosurfactant to obtain a clear emulsion (nanoemulsion).

Results: From the results of this study, the solubility of PMCA in acetate buffer pH 4.2±0.2 was 70.04±0.66 mg/L. PMCA apparent partition coefficient in buffer pH 4.2±0.2 and soybean oil, corn oil, and VCO, respectively were 2.39; 2.38 and 2.41. The main contents of soybean oil fatty acids were 19.57% palmitic acid, 45.2% linoleic acid, 25.36% elaidic acid, and 7.07% stearic acid. The main contents of corn oil fatty acids were 26.86% palmitic acid, 31.52% linoleic acid, 31.30% elaidic acid and 4.68% stearic acid. The main contents of VCO fatty acids were 32.41% lauric acid, 24.15% myristic acid, 15.68% palmitic acid, 2.29% linoleic acid, 11.06% elaidic acid and 5.22% stearic acid. These oils HLB needs was 14 and the ratio of surfactant - cosurfactant which can formed a clear emulsion (nanoemulsion) was 6:1.

Conclusion: 1) To produce nanoemulsion with soybean oil, corn oil, and VCO as oil phase HLB needs was 14 and the ratio of surfactant and cosurfactant was 6:1. 2) Nanomulsions with soybean oil and corn oil more turbid than nanoemulsion with VCO.

Keywords: PMCA, Solubility, Apparent partition coefficient, Fatty acids, Soybean oil, Corn oil, VCO, HLB needs.

INTRODUCTION

One of the drug delivery system that has been known to increase the solubility and penetration of the drug is nanoemulsion system. Nanoemulsion system consists of a water phase, oil phase, surfactant and cosurfactant [1]. Increased penetration of the system is due to the increasing amount of material in the form of molecular medicine so that differences in the concentration of the drug outside and inside skin which can be greater as the driver of the penetration process, in addition to the amount of surfactant and cosurfactant high enough to serve as an enhancer [2]. Another advantage of this system is that the spontaneous creation without the need for heating and vigorous stirring. To increase the use of natural resources and improve the products of traditional medicine into modern medicine, the nanoemulsion delivery system is applied to the *p*-methoxycinnamate acid (PMCA). In order to attempt the development of PMCA as topical anti-inflammatory preparations on nanoemulsion system utilizing plant oils (soybean oil, corn oil, VCO). PMCA is a component of the *Kaempferia galangal* rhizome, widely used as a traditional medicine (Jamu) [3]. *Kaempferia galangal* rhizome by Javanese traditional herb used in a formula named "bobok" blend with *oryza sativa*. The formula function removes the body pain due to sprains, exercise or heavy work. To formulate a topical preparation is needed praformulation data, then in this research study involves determining solubility and partition coefficient of PMCA, determine the fatty acid content and screening HLB need of vegetable oil and to get a comparison of surfactant-cosurfactant which can produce a clear (translucent) emulsion.

MATERIALS AND METHODS

These research started by qualitative analysis of PMCA by *IR JASCO FT/IR-5300 Instrument* and *Differential Thermal Analysis (DTA)*, than determination of λ maximum and PMCA standard curve in acetate buffer pH 4.2±0.2 followed by solubility test of PMCA in acetate buffer pH 4.2±0.2. Solubility test of PMCA in acetate buffer pH

4.2±0.2 were conducted by shaking for 4 hours at 150 rpm followed by measuring PMCA amount dissolved by spectrophotometer. To

determine the PMCA apparent partition coefficients between buffer pH 4.2±0.2 and soybean oil, corn oil, VCO, respectively, PMCA (50 ppm and 60 ppm) was dissolved in 10.0 mL acetate buffer pH 4.2±0.2 then oil (0.5; 1.0 and 2.0 mL) that has been saturated with acetate buffer pH 4.2±0.2 were added. Firstly by shaking for 2 hours at 150 rpm, followed by centrifugations for 15 minutes at 2200 rpm than PMCA remained amount in the buffer was measured by spectrophotometer.

Determination of fatty acid contents in the oils was used GC-MS while screening HLB was carried by various combinations of surfactants (Tween 80 and Span 80 to produce HLB 10,11,12,13 and 14). To obtain a clear emulsion one portion of oil added with nine portion of combination of surfactant and cosurfactant (1:1; 2:1; 3:1 etc. 9:1), than added slowly with acetate buffer pH 4.2±0.2.

RESULTS AND DISCUSSION

The result of PMCA qualitative test by *IR JASCO FT/IR-5300 Instrument* between wave's numbers 450 - 4000 cm^{-1} that found the infrared spectra as showed Figure 1 and PMCA melting temperature (174.4°C) by *Differential Thermal Analysis (DTA)* showed in Figure 2.

Table 1: The PMCA solubility in acetate buffer pH 4.2±0.2

Solubility of PMCA in ACETATE buffer pH 4.2 ±0.2	
Replicate	Concentration (mg/L)
1	69.69
2	69.44
3	70.54
4	68.99
5	71.10
6	70.45
mean ± SD	70.04 ± 0.66

Results of the determination of the maximum wavelength of PMCA in acetate buffer solution of pH 4.2±0.2; the PMCA maximum wavelength obtained in acetate buffer pH 4.2±0.2 was 301 nm.

Regression equation of the relationship curve between the absorbance vs. PMCA concentration obtained $y = 0.1063x - 0.0014$ with a correlation coefficient $r = 0.9999$.

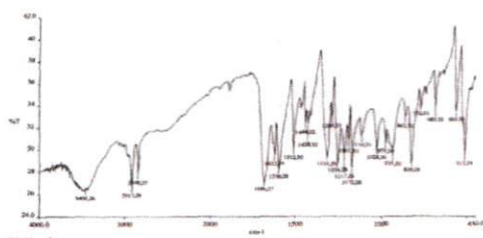


Fig. 1: PMCA infrared spectra between waves number 450 - 4000 cm^{-1} by IR JASCO FT/IR-5300 Instrument.




Fig. 2: PMCA melting temperature (174.4°C) by Differential Thermal Analysis (DTA)

PMCA solubility determination in acetate buffer solution of pH 4.2 ± 0.2 begins with the timing of PMCA saturated solubility in acetate buffer solution of pH 4.2 ± 0.2 can be seen in Figure 3. and the results of ANOVA test is known all PMCA concentration at 4, 5, 6, 7 and 8 hour did not differ significantly so that it can be concluded time its saturation solubility at 4th hour.

While the results of the determination of the PMCA solubility in acetate buffer pH 4.2 ± 0.2 during 4th hour was 70.04 ± 0.66 mg/L can be seen in Table 1.

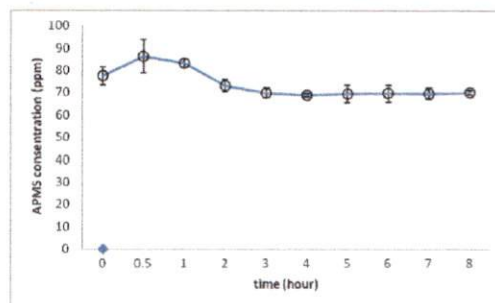


Fig. 3: Correlation curve between PMCA concentrations (ppm) in acetate buffer pH 4.2 ± 0.2 vs. time (hour)

The apparent partition coefficient of PMCA (concentration of 50 and 60 ppm) in acetate buffer pH 4.2 ± 0.2 and each oil (soybean oil/corn oil/VCO) with ratio of 10:0.5; 10:1.0; 10:2.0 are presented in Table 2. From Table 2 known apparent partition coefficients of PMCA in acetate buffer pH 4.2 ± 0.2 and soybean oil, corn oil, VCO were 2.39 ± 0.11 ; 2.38 ± 0.12 and 2.41 ± 0.13 respectively.

Table 2: PMCA apparent partition coefficient in acetate buffer pH 4.2 ± 0.2 and each oil (soybean oil, corn oil, and VCO)

Oil	Buffer : Oil Ratio (mL)	PMCA Apparent partition coefficient						Mean \pm SD	
		Concentration PMCA in buffer			60 ppm				
		50 ppm	50 ppm	50 ppm	1	2	3		
Soybean oil	10 : 0.5	2.53	2.52	2.51	2.57	2.55	2.56	2.54	2.39 \pm 0.11
	10 : 1.0	2.36	2.33	2.34	2.38	2.39	2.37	2.36	
	10 : 2.0	2.24	2.29	2.26	2.21	2.33	2.31	2.27	
Corn oil	10 : 0.5	2.52	2.54	2.56	2.55	2.55	2.54	2.54	2.38 \pm 0.12
	10 : 1.0	2.38	2.36	2.37	2.38	2.39	2.36	2.37	
	10 : 2.0	2.29	2.28	2.29	2.16	2.16	2.16	2.22	
VCO	10 : 0.5	2.51	2.48	2.46	2.69	2.64	2.62	2.57	2.41 \pm 0.13
	10 : 1.0	2.39	2.39	2.42	2.48	2.49	2.51	2.45	
	10 : 2.0	2.25	2.26	2.29	2.33	2.28	2.29	2.28	

Table 3: The main contents of soybean oil, corn oil, and VCO fatty acids

Fatty acids main contents of vegetable oil					
Soybean oil	Corn oil	VCO			
Fatty acid	Conc. (%)	Fatty acid	Conc. (%)	Fatty acid	Conc. (%)
palmitic acid (C16)	19.57	palmitic acid (C16)	26.86	lauric acid (C12)	32.41
linoleic acid (C18:2)	45.20	linoleic acid (C18:2)	31.52	myristic acid (C14)	24.15
elaidic acid (C18:1) <i>trans</i>	25.36	elaidic acid (C18:1) <i>trans</i>	31.30	palmitic acid (C16)	15.68
stearic acid (C18)	7.07	stearic acid (C18)	4.68	linoleic acid (C18:2)	2.29
				elaidic acid (C18:1) <i>trans</i>	11.06
				stearic acid (C18)	5.22

Results of the determination of fatty acid content of soybean oil, corn oil and VCO using GC-MS can be seen in Table 3. From Table 3 it can be seen that the highest levels of soybean oil fatty acids was 45.20%

linoleic acid (C18:2), the highest levels of corn oil fatty acids was 31.52% oleic acid (C18:1/*cis*) and 31.30% elaidic acid (18:1/*trans*), while the highest fatty acid levels VCO is 32.41% lauric acid

(C12). Screening of oils HLB needs and determination of surfactants (combination surfactants Tween 80 - Span 80): cosurfactant

(ethanol) ratios were done by ratio 1:1 until 9:1 and combination surfactants Tween 80-Span 80 at HLB 10, 11, 12, 13 and 14.

That result known at surfactant combination with HLB 10, 11 and 12 the emulsion using all oils turbid, at surfactants combination with HLB 13 emulsion using soybean oil and corn oil were turbid, while emulsion using VCO start from surfactant and co-surfactant ratio 3:1 produced clear emulsion. At surfactants combination with HLB 14 emulsion using soybean oil and corn oil appear translucent start from surfactant and cosurfactant ratio 5:1, while emulsion that used VCO start from surfactant and cosurfactant ratio 3:1. So that for application suggest use surfactant and cosurfactant ratio 6:1 at combination surfactants with HLB 14 to produce more stable clear emulsion. The example of emulsion can see in Figure 4, 5, 6 and 7. From Figure 7 was shown that emulsion with VCO more clearly than emulsion with soybean oil and corn oil. It was causes atom C chain of soybean oil and corn oil fatty acid mean content longer than VCO, so that emulsion droplet will be bigger and transparency was decrease [4].



Fig. 4: Emulsion used VCO with surfactants-cosurfactants ratio of 4:1; 6:1; 7:1 and combination surfactants to produced HLB 12



Fig. 5: Emulsions used VCO with surfactants-cosurfactants ratio of 3:1; 4:1; 5:1; 6:1; 7:1; 8:1 and surfactants combination to produced HLB 13




Fig. 6: Emulsions used VCO with surfactants-cosurfactants ratio of 1:1; 2:1; 3:1; 4:1; 5:1; 6:1; 7:1; 8:1; 9:1 and surfactants combination to produced HLB 14



Fig.7: Emulsions used soybean oil (a), corn oil (b) and VCO (c) with surfactants-cosurfactants ratio of 5:1; 6:1; 7:1 and surfactants combination to produced HLB 14.

CONCLUSION

From the results of this study concluded:

1. The solubility of PMCA in acetate buffer pH 4.2 ± 0.2 was 70.04 ± 0.66 mg/L.
2. PMCA apparent partition coefficient in acetate buffer pH 4.2 ± 0.2 and soybean oil, corn oil, and VCO, were 2.39 ± 0.11 ; 2.38 ± 0.12 and 2.41 ± 0.13 respectively.
3. The main contents of soybean oil fatty acids were 19.57% palmitic acid, 45.2% linoleic acid, 25.36% elaidic acid, and 7.07% stearic acid. The main contents of corn oil fatty acids were 26.86% palmitic acid, 31.52% linoleic acid, 31.30% elaidic acid and 4.68% stearic acid. The main contents of VCO fatty acids were 32.41% lauric acid, 24.15% myristic acid, 15.68% palmitic acid, 2.29% linoleic acid, 11.06% elaidic acid and 5.22% stearic acid.
4. Soybean oil, corn oil, and VCO HLB needs was 14 and the ratio of surfactant and cosurfactant which can formed a clear emulsion (nanoemulsion) was 6:1.
5. Nanomulsions with soybean oil and corn oil more turbid than nanoemulsion with VCO.

ACKNOWLEDGMENT

The authors want to thank Indonesia Government who give research fund through Rector of Airlangga University (through LPPM-UA), also to my students; Akhmadi Aslakh, Laurin Anastasia Winarso, Rizka Arifa Rahmawati, Silvia Noor Hidayah and Widya Nur Pratama whose supported this research.

REFERENCES

1. Harwansh R.K, Rahman, Akhlaquer and Dangi, J.S., 2010. Microemulsion System for Transdermal Delivery of Diclofenac Sodium for Bioavailability Enhancement. *Journal of Pharmacy Research*. India 3(9), 2182-2185
2. Kreilgaard M., 2002, *Influence of Microemulsions on Cutaneous Drug Delivery*, *Advance drug delivery reviews* 54 Suppl.1 (2002) S 77- S98
3. Rostiana O., and Effendi, D.S., 2007. *Kamferia galanga* seed technology: Seeding and Cultivation Varieties Supporter. Bogor: Center for Research and Development of Plantation.
4. Wooster, T.J., Golding M., Sanguansri P., 2008, Impact of Oil Type on Nanoemulsion Formation and Ostwald Ripening Stability. *Langmuir*. 2008 Nov 18; 24(22):12758-65. E-pub 2008 Oct 14