



# Quality Standardization of Dry Powder of *Spilanthes acmella* auct. non (L.) Murray Herb

Ridho Tryantono, Neny Purwitasari and Retno Widyowati

Department of Pharmacognosy and Phytochemistry, Faculty of Pharmacy, Airlangga University, Surabaya

## ABSTRACT

*Spilanthes acmella* auct. non (L.) Murray is a plant that has various medical values, one of them is to overcome osteoporosis. This plant is very potential to be developed into traditional medicine products. Based on this purpose, the raw materials as crude drug and extract should have been standardized. But the standard parameter value of this plant is not yet available on Indonesia Herbal Pharmacopoeia. It is therefore necessary to set the standard parameter values of crude drug and extract of *Spilanthes acmella* auct. non (L.) Murray. The aim of this study is to determine the standard parameter value of crude drug from *Spilanthes acmella* auct. non (L.) Murray, aerial part which grow in Purwodadi, East Java, Indonesia. The method used in this study is in accordance to the requirement of Indonesian Herbal Pharmacopoeia. The results showed that the water-soluble concentration, ethanol-soluble concentration, the total value of ash and the total value of acid insoluble of crude drug were 15.62%, 3.27%, 13.41% and 2.55%, respectively. This research can provide information for standardization of plant material.

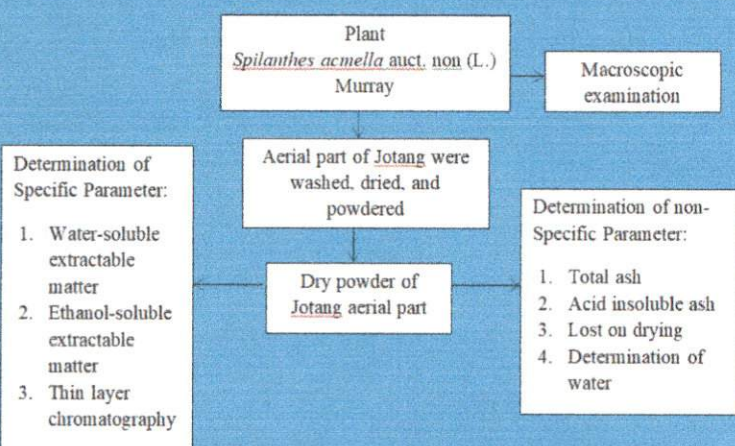
Keywords: *Spilanthes acmella*, dry powder, standardization.

## INTRODUCTION

*Spilanthes acmella* or commonly called jotang. This plant has been known in the community to overcome toothache [1]. In addition to overcoming toothache, extract jotang aerial part can also cure osteoporosis [2] [3]. This extract of jotang aerial part will be made into Indonesian traditional medicine product. Based on this purpose, the raw materials as crude drug and extract should have been standardized. Standardization means the process of ensuring that the final product (drug, extract or extract product) has a certain constant parameter value [4]. This needs to be done to obtain a crude drug of uniform quality, so that it is also useful and can be used as a raw material traditional medicine product. But the standard parameter value of this plant is not yet available on Indonesia Herbal Pharmacopoeia. It is therefore necessary to set the standard parameter values of crude drug and extract of *Spilanthes acmella* auct. non (L.) Murray. The aim of this study is to determine the standard parameter value of crude drug from *Spilanthes acmella* auct. non (L.) Murray, aerial part which grow in Purwodadi, East Java, Indonesia.

## METHOD

The method used in this study is in accordance to the requirement of Indonesian Herbal Pharmacopoeia



### Thin layer chromatography

Weigh 1 g of dry powder of jotang aerial part, maceration with 10 ml ether for 2 hours, strain. Apply filtrate in the vapor plate, add enough ether, to obtain 5 ml of solution. put a 20 µl solution on the TLC plate (GF-254). Elution with mixture of n-hexane : ethyl acetate (80 : 20) with 8 cm creepage distance. observe with ordinary light and with ultraviolet rays of 366 nm and 254 nm [5].

## RESULT

All the results of the standard parameter determination have been summarized in Table 1. In Figure 1 is the result of phytochemical screening using TLC and observed in ultraviolet light with wavelength 254 nm and 366 nm. In UV light with 254 nm visible the presence of 2 thin stains, while the UV with a wavelength of 366 nm visible 3 stains.

Table 1. Standard parameter value of dry powder *Spilanthes acmella* auct. non (L) murray aerial part

Standard Parameter	Value (Mean ± SD)
Water-soluble extractable matter	15,62 ± 0,55 %
Ethanol-soluble extractable matter	3,33 ± 0,24 %
Total Ash	13,42 ± 0,08%
Acid insoluble ash	2,56 ± 0,21 %
Lost on drying	15,20 ± 0,30%
Determination of water	13,67 ± 0,58%



Figure 1. Thin layer chromatography of *Spilanthes acmella* auct. non (L) murray aerial part. a. observed in UV light 366 nm; b. observed in UV light 254 nm

## CONCLUSION

This research can provide information for standardization of dry powder *Spilanthes acmella* auct. non (L) murray aerial part.

## REFERENCES

- [1] Dubey, S., Maly, S., Singh, M., Saraf, S.A., Saha, S., 2013. Phytochemistry, Pharmacology and Toxicology of *Spilanthes acmella*: A Review. Hindawi, 2013. pp. 1-9.
- [2] Widyowati R. 2011. Alkaline Phosphatase Activity of Graptophyllum pictum and *Spilanthes acmella* Fractions Against MC3T3E1 Cells as Marker of Osteoblast Differentiation Cells. International Journal of Pharmacy and Pharmaceutical Sciences, 3 (1), pp. 34-37.
- [3] Laswati, H., Subadi, I., Widyowati, R., Agil, M., Pangkahila, J.A., 2015. *Spilanthes acmella* and Physical Exercise Increased Testosterone Levels and Osteoblast Cells in Glucocorticoid-Induced Osteoporosis Male Mice. Bali Med J., 4 (2), pp. 76-81.
- [4] Departemen Kesehatan RI, 2000. Parameter Standar Umum Ekstrak Tumbuhan Obat. Jakarta : Kementerian Kesehatan Republik Indonesia.
- [5] Departemen Kesehatan RI, 1995. Matena Medika Indonesia. Jakarta :

## ORGANIZING COMMITTEE

<b>STEERING COMMITTEE</b>	
<ul style="list-style-type: none"> <li>• Rector Universitas Airlangga</li> <li>• Dean of Faculty of Pharmacy Universitas Airlangga</li> <li>• President of Phytochemical Society of Asia</li> <li>• Head of the Indonesian Association of Natural Drug Researchers (PERHIPBA)</li> <li>• Director of Institute of Tropical Diseases, Universitas Airlangga</li> </ul>	
<b>ORGANIZING COMMITTEE</b>	
<b>INTERNATIONAL ADVISORY BOARD</b>	
CHAIRMAN	Prof. Jean Luc Wolfender, Switzerland
MEMBER	<ul style="list-style-type: none"> <li>• Prof. Kurt Hostettmann, Switzerland</li> <li>• Prof. Yoshinori Asakawa, Japan</li> <li>• Prof. Mary J. Garson, Australia</li> <li>• Prof. Maribel G. Nonato, The Phillippines</li> <li>• Prof. Nor Hadiani Ismail, Malaysia</li> <li>• Assoc. Prof. Angela Calderon, The USA</li> </ul>
<b>LOCAL ORGANIZING COMMITTEE</b>	
CHAIRMAN	Prof. Dr. Bambang Prajogo EW, MS., Apt
Co-Chairman	Dr. Aty Widyawaruyanti, MS., Apt
Secretary	Suciati, S.Si., M.Phil., PhD., Apt
Treasurer	<ul style="list-style-type: none"> <li>• Dr. Idha Kusumawati, MSi., Apt</li> <li>• Febry Annuryanti Wijaya, S.Farm., MSc., Apt</li> </ul>
Administration	<ul style="list-style-type: none"> <li>• Rr. Retno Widyowati, S.Si., M.Pharm., PhD., Apt</li> <li>• Gesnita Nugraheni, MSc., Apt</li> <li>• Arie Sulistyarini, M.Pharm., Apt</li> <li>• Adita Ayu Permanasari, S.Si</li> <li>• Hilkatul Ilmi, S.Si., M.Si</li> </ul>
Scientific Program	<ul style="list-style-type: none"> <li>• Tutik Sri Wahyuni, S.Si., MSi., PhD., Apt</li> <li>• Dr. rer. nat. ML. Ardhani Dwi Lestari...</li> <li>• Myrna Adianti, S.Si., MKes., PhD., Apt</li> <li>• Chrismawan Ardianto, S.Farm., M.Sc., PhD., Apt</li> <li>• Dr. Tri Widiandani, S.Si., Sp.FRS., Apt.</li> <li>• Kholies Amalia Nofianti, S.Farm., M.Sc., Apt</li> <li>• Lidya Tumewu, S.Farm., M.Farm., Apt</li> </ul>
Event Management	<ul style="list-style-type: none"> <li>• Neny Purwitasari, S.Farm., M.Sc., Apt</li> <li>• Drs. Herra Studiawan, MS., Apt</li> <li>• Dini Retnowati, S.Farm., MSi., Apt</li> <li>• Edith Frederika Puruhito., SKM., MSc</li> <li>• M.P. Budyandini D. Pramesti, dr, Mkes, SpAnd</li> <li>• Dra. Sri Musta'ina, Mkes</li> </ul>
Fundraising	<ul style="list-style-type: none"> <li>• Prof. Dr. Sukardiman., MS., Apt</li> <li>• Prof. Dr. Nasronudin, dr., Sp.PD., K-PTI., FINASIM</li> <li>• Dr. Achmad Fuad Hafid, MS., Apt</li> </ul>
Exhibition	<ul style="list-style-type: none"> <li>• Andang Miatmoko, S.Farm., M.Sc., PhD., Apt</li> <li>• Abhimata Paramananda, S.Farm., MSc., Apt</li> </ul>

	<ul style="list-style-type: none"> <li>• Sofyan Kurniawan, S.Farm</li> </ul>
Workshop	<ul style="list-style-type: none"> <li>• Prof. Dr. Gunawan Indrayanto</li> <li>• Dr. Suwidji Wongso</li> <li>• Retry Sinansari, S.Farm., M.Farm., Apt</li> <li>• Ratih, S.Farm., Apt</li> <li>• Mabluhatus Solehah, S.Farm., Apt</li> <li>• Farizah Izazi, S.Farm., Apt.</li> </ul>
Publication and Documentation	<ul style="list-style-type: none"> <li>• Dr. Wiwied Ekasari, MSi., Apt</li> <li>• Prof. Dr. Mangestuti, MS., Apt</li> <li>• Ni Luh Indrawati., S.Farm., Apt</li> <li>• Sujarwo</li> <li>• Deddy Dwi Sutanto, S.Farm</li> </ul>
Transportation and Accommodation	<ul style="list-style-type: none"> <li>• Mahardian Rahmadi, S.Si., M.Sc., PhD., Apt</li> <li>• Lismo</li> <li>• M. Eko Adi Putra</li> </ul>
Catering	<ul style="list-style-type: none"> <li>• Lusiana Arifianti, S.Farm., M.Farm., Apt</li> <li>• Dra. Rakhmawati., MSi., Apt</li> <li>• Inasah</li> <li>• Ida Lukitasari</li> <li>• Nur Aini, Amd</li> </ul>
Facilities and Equipment	<ul style="list-style-type: none"> <li>• Catur Dian Setiawan, S.Farm., M.Kes., Apt</li> <li>• Budi Rahardjo, S.Sos</li> <li>• A. Muthi Andy Suryadi, S.Farm., Apt</li> <li>• Suparto</li> <li>• Iwan Martono</li> </ul>

## SCHEDULE OF ORAL PRESENTERS

DAY 1, 11 JULY 2018		<b>Chairman : Prof. Dr. Sukardiman, MS., Apt.</b>	
R. GARUDA MUKTI			
15.05-17.00			
TIME	PRESENTER NUMBER	TITLE	AUTHOR
15.05 - 15.15	OP-1	Bio-similar Nutraceuticals: Does the commercialization and heavy consumption in the western world will kill the global bio diversity	Yashwant Pathak
15.17 - 15.27	OP-2	Development of New Methods for the Synthesis of Dihydropyrans (DHIP) and Tetrahydropyrans (THP)	Nadiyah Mad Nasir*, Dr Paul Clarke
15.29 - 15.39	OP-3	The Pattern of Complementary Alternative Treatment Used by Cancer Patients	Mochamad Djunaedi*, Wahyu Utami, Anila Impian Sukorini
15.41 - 15.51	OP-4	The Utilization of Daun Wungu Ephanol Extract ( <i>Graptophyllum pictum</i> (L) Griff.) As The Endometrial Hyperplasia Inhibitor of Ovariectomy Mice	Listijani Suhargo* and Dwi Winarni
15.53 - 16.03	OP-5	Exploration of Antidiabetic agents from Talang Mamak Medicinal Plants	M. Almurđani*, Adel Zamri, Titania T. Nugroho and Hilwan Yuda Teruna
16.05 - 16.15	OP-6	Antimicrobial Agents from Talang Mamak Medicinal Plants	Hilwan Yuda Teruna*, M. Almurđani, Jasril Karim, and Yum Eryanti
16.17 - 16.27	OP-7	Antibacterial Screening of Mangrove Extract Library: Accelerating Drug Discovery from Indonesian Biodiversity	Kholis Abdurachim* Audah*
16.29 - 16.39	OP-8	Lichen of Java Island showing anti-bacterial and anti-cancer activities	Ari Satia Nugraha*, Dwi Koko Pratoko, Yuvita Dian Damayanti, Nadya Dini Lestari, Tinton Agung Laksono, Hardiag Susilo Adydy, Ludmilla F. Untari
16.41 - 16.51	OP-9	Alstonville ( <i>Tibouchina lepidota</i> ), a Purple Flower, as Antibacterial Agent	Rudi Hendra* and Paul Keller

DAY 1, 11 JULY 2018		<b>Chairman ; Pinus Jumaryatno, Ph.D</b>	
R. 300			
15.05 -17.00			
TIME	PRESENTER NUMBER	TITLE	AUTHOR
15.05 - 15.15	OP-10	Isolation of a Flavonol and Two Phenolic Compounds from the Leaves of <i>Macaranga hosei</i> King ex Hook.f.	Mohamad Hamizan Mohd Isa*, Norizan Ahmat, and Aisyah Saljiah Kamarozaman
15.17 - 15.27	OP-11	Identification and Determination of Total Flavonoid Content of Extract Pasak Bumi ( <i>Eurycoma longifolia</i> Jack) Root by FTIR and Multivariate Calibration	Liling Triyasmono*, Khoerul Anwar, M Ikhwan Rizky, Ana Ulfa, and Isni Munisa
15.29 - 15.39	OP-12	Two flavones and two phenolic compounds from <i>Asystasia gangetica</i> (L) T. Anderson var. micrantha (Acanthaceae)	Isna Athirah Othman*, Norizan Ahmat
15.41 - 15.51	OP-13	Detection of Potential Antioxidant, Phytochemical Content and Functional Group Analysis of <i>Ficus carica</i> (Tiin) Fruit and Leaf Extract	Eva Agustina*, Risa Purnamasari, and Nova Lusiana
15.53 - 16.03	OP-14	Benzopyrones and Fatty Acids from Ethyl Acetate Layer of <i>Spilanthes acmella</i> Murr	Retno Widjowati*, Wiwied Ekasari, and Neny Purwitasari

## SCHEDULE OF POSTER PRESENTERS

### Room 301

No. Poster	Poster Title	Authors
PP1	Protective activity of Chitosan Nanoparticle against Cadmium Chloride induced gastric toxicity in Rat	Giftania Wardani Sudjarwo
PP2	Purification and Characterization of <i>E. Coli</i> $\beta$ -Glucuronidase from <i>Plectranthusamboinicus</i> (Spreng.)	Michael Russelle Alvarez*, Punsaldulam Dashnyam, Nitish Verma, Chun-Hung Lin, and Francisco Heralde III
PP3	Antihyperglycemia Effect of Tomato Juice ( <i>Solanum lycopersium</i> ) on White Rats ( <i>Rattusnorvegicus</i> ) Sprague dawley Strain with Induced Alloxan	Hanifa Irma Ika Situmorang, Anita Lidesna Shinta Amat, Kartini Lidia
PP4	<i>Artocarpus altilis</i> leaves activity in inhibiting $\alpha$ -Amylase Enzyme as Oral Antidiabetic Drug Candidate	Lusi Putri Dwita*, Vivi Anggia, and Tri Dewi Prasetyatuti
PP5	In Vitro Antibacterial Activity Test of Jackfruit ( <i>Artocarpus heterophyllus</i> Lam.) Leaf Extract against Methicillin-Resistant <i>Staphylococcus aureus</i> (MRSA)	Ika Ningsih, Dyah Ayu Rosalinda, Ariyani Kiranasari, Beti Ernawati Dewi, Fithriyah Sjatha
PP6	Antibacterial Activity of Several Indonesian Endemic Plants against <i>Staphylococcusepidermidis</i> , <i>Staphylococcus aureus</i> and Methicillin-resistant <i>Staphylococcus aureus</i>	Ariyani Kiranasari, Angela Bonita, Elizabeth Melina, Kevin Winston, Naivedh Baht, Nathania Sutandi, Beti Ernawati Dewi, Ika Ningsih, Fithriyah Sjatha*
PP7	Antiviral Activity of <i>Cynometra ramiflora</i> Linn Leaves Extract Against Replication of Dengue Virus Serotype 2 on Huh 7.5 Cell In Vitro	Amry Irsyada Yusuf, Beti Ernawati Dewi, Fithriyah Sjatha*
PP8	Antimalaria activity of ethanolic extract of <i>Macaranga gigantea</i> leaf and its major constituents	Muhammin*, Yusnaidar, Hilda Amanda, Madyawati Latief, Nurumawati Lase, Anis Yohana Chaerunisaa, Andreas Yoga Aditama and Josephine Elizabeth Siregar
PP9	<i>In vivo</i> antibacterial activity of <i>Cassia fistula</i> L. barks fractions as treatment for resistant pathogenic bacteria	Anis Yohana Chaerunisaa*, Yasmiwar Susilawati, Muhammin, and Tjana Milanda
PP10	Anti-Adipogenic Activity of Fractions of <i>Guazuma ulmifolia</i> Leaves Extract	Nuri*, Sukardiman, and Bambang Prajogo
PP11	Cytotoxic Activity of Selected Medicinal Plants from Papua	Septriyanto Dirgantara*, Rosyc H.R.Tanjung, Rahmawati Nurlatifah and Edy Meiyanto
PP12	Identification of Herbal Mixture Metabolites and Its Acute Toxicity in Wistar Rats	Azliana Abu Bakar Sajak*, Azrina Azlan, Hazilawati Hamzah and Faridah Abas
PP13	The Cytotoxic Activity of Fractions from the Ethyl Acetate Extract of Rumpu Gong ( <i>Eriocaulon cinereum</i> R. Br.) on Hela Cervical Cancer Cell	Widyanur Maya Diahandari*, Pinus Jumaryatno, and Arde Toga Nugraha
PP14	Formulation and Characterization of Cosmetic Serum Containing Argan Oil as Moisturizing Agent	Sri Budiasih*, Masyitah Ismail, Jiyauddin Khan, Mohammed Kalecmullah, Samef Al-Dhalli, Fadli Asmani, and Eddy Yusuf
PP15	Comparison of antioxidant properties of fresh and frozen peel of lemon ( <i>Citrus limon</i> ), key lime ( <i>Citrus aurantiifolia</i> ), and musk lime ( <i>Citrus microcarpa</i> )	Nur Fatm Inazlina Noor Azman, Azrina Azlan*, Azliana Abu Bakar Sajak, and Noor Atiqah Aizan Abdul Kadir
PP16	Antibacterial Activities of Ethanol Extract of Karamunting ( <i>Melastoma malabathricum</i> L.) Leaf and Flowers on Bacteria <i>Salmonella typhi</i> , <i>Escherichia coli</i> , <i>Staphylococcus aureus</i>	Isnaini*, Lia Y. Budiarti, Noor Muthmainah, Dimas S. Baringgo, Ririn Frisilia, Nanda Sulistyaningrum, Irawati F. Batubara, Wuri Sofratmi, Wireša D. Renalta
PP17	Determination of Standard Specific Parameters Extracts and Activity of Purified Extract Belimbing	Dyah Aryantini*, Luwis Rusiana, and Erma Maszuin

	Chia seed ( <i>Salvia hispanica</i> L.) and Flaxseed ( <i>Linum usitatissimum</i> L.)	
PP37	Quality Standardization of Dry Powder of <i>Spilanthes acmella</i> Murr. Herb	Ridho Tryantono*, Neny Purwitasari and Retno Widyowati
PP38	The Effectivity of Butanol Fraction of <i>Calophyllum nodosum</i> as Antiviral Drug to Dengue Virus Serotype 2	Syifa Salsabila, Nabilla Calista, Hidayati Desti, and Beti Ernawati Dewi
PP39	Chromatographic Fingerprinting of <i>Molineria latifolia</i>	Kunthasaya Akkarasiritharattana*, and Siriphatr Chamutpong
PP40	Structure Modifications of Pinostrobin from <i>Boesenbergia pandurata</i> Roxb. Schlecht Extract	Andy Suryadi A. M.*, Retno Widyowati, Tri Widiandani, and Siswandono
PP41	Activity Banana Manurun ( <i>Musa paradisiaca</i> Linn.) Stem Extract Against <i>Staphylococcus aureus</i> , <i>Streptococcus pyogenes</i> and <i>Candida albicans</i> In vitro	Lia Yulia Budiarti, Isnaini, NurIzati Khasanah, and Noorhasanah
PP42	The Activity of <i>Sterculia quadrifida</i> R.br Stembark against Hepatitis C Virus	Maria Ayu Wandira Moi Sola*, Adita Ayu Permanasari, Myrna Adianti, Lidya Tumewu, Aty Widyawaruyanti, and Achmad Fuad Hafid
PP43	Screening on Antihepatitis C Virus Activities of Several Plants from East Kalimantan, Indonesia	Lidya Tumewu*, Farida Hafidutpnikmah, Rosyida Paramita, Rina Puspitasari, Amiroatul Faiqoh, Myrna Adianti, Adita Ayu Permanasari, Suciati, Aty Widyawaruyanti, and Achmad Fuad Hafid
PP44	Total Phenolic, Flavanoid and Antioxidant Activity of Stingless Bee Honey ( <i>Heterotrigona itama</i> ) from suburban and forest in Malaysia	Mohamad Zulhafiz Shafiq*, and Norhaizan Binti Md Esa
PP45	Isolation and identification of <i>Bacillus</i> spp. from stingless bee honey ( <i>Heterotrigona itama</i> )	Fatin Aina Zulkhajri*, Norhasniqa Zawawi, Suriana Sabri, Maznah Ismail, and Norhaizan Mohd Esa
PP46	Genotyping Study to Investigate Leprosy Distribution in the Past and Present Time in Indonesia	Dinar Adriaty*, Ratna Wahyuni, Iswahyudi, Toctik Koesbardiati, Bimo Aksono, Cita Rosita Prakoeswa, Indropo Agusni, and Shinzo Izumi
PP47	Assessing the Anti-Aging Capacity of <i>Acalypha indica</i> Associated with Malondialdehyde Levels in Old Sprague-Dawley Rats	Reganedgary Jonlean*, Rani Wardani Hakim, Callen Zulkifli, Desak Gede Budi Krisnamurti, Siti Farida, and Erni H. Purwaningsih
PP48	Brain Derived Neurotrophin Factor (BDNF) Level in Aged Sprague Dawley Rats Brain after the Treatment of <i>Centella asiatica</i> Leaf Extracts	Indah Fitriani*, Rani Wardani Hakim, Nathaniel Aditya, Adisti Dwijayanti, Desak Gede Budi Krisnamurti, and Erni Hernawati Purwaningsih
PP49	Anti-Oxidative Potential of <i>Acalypha indica</i> L. Root Extract on Brain-Derived Neurotrophic Factor Levels in Old Sprague-Dawley Rats	Callen Zulkifli*, Rani Wardani Hakim, Reganedgary Jonlean, Adisti Dwijayanti, Desak Gede Budi Krisnamurti, and Erni Hernawati Purwaningsih
PP50	The Anti-Oxidative Role of <i>Centella asiatica</i> on Brain Malondialdehyde Levels of Aged Sprague-Dawley Rats	Nathaniel Aditya*, Rani Wardani Hakim, Indah Fitriani, Desak Gede Budi Krisnamurti, Siti Farida, and Erni Hernawati Purwaningsih
PP51	A Simple Method for Isolation of Citral Using Column Chromatography	Adlina Savira, Achmad Syahrani, and Marcellino Rudyanto
PP52	Chitosan Nanoparticles as a Promising Topical Delivery System of Vitamin A Palmitate: Preparation and Penetration Property	Etik Mardiyati*, Sjaikhurriзал El Muttaqien, and Damai Ria Setyawati
PP53	Metabolite Profiling and Predicted Anticancer Activities of Fruit Trees from Mt. Maliking, Laguna, Philippines	Michael Russelle Alvarez*, Kimberly Delica, Manolo Basingan Jr., Froila Marie Deniega, Leonardo Cadiente III, Rowell Abogado, Isagani Padolina, Gladys Completo, and Ruel Nacario
PP54	The Mechanism of N-Hexane Fraction of <i>Cosmos caudatus</i> against Dengue Virus in HUH7it-1 Cell Line	Nabilla Calista, Dorothy Sinur Christabella, Marissa Angelina, Hidayati Desti, and Beti Ernawati Dewi
PP55	In Vitro Evaluation of Antacid and Antiflatulent Activity in Ethanolic Extract Syrup of Clove Leaves ( <i>Eugenia Caryophyllata</i> Thunberg)	Nurul Widi, Retno Widyowati, Herra Studiawan, and Sukardiman*
PP56	Extract of <i>Ruta angustifolia</i> potentiated anti-hepatitis C activities with direct-acting antiviral agent.	Tutik Sri Wahyuni*, Adita Ayu Permanasari, Achmad Fuad, Aty Widyawaruyanti, and Hak Hotta.

Quality Standardization of Dry Powder of *Spilanthes acmella* Murr. Herb

Ridho Tryantono\*, Neny Purwitasari and Retno Widyowati

Department of Pharmacognosy and Phytochemistry, Faculty of Pharmacy, Airlangga University,  
Surabaya 60285

\*Presenting author

Email: [ridhotryantoro@gmail.com](mailto:ridhotryantoro@gmail.com), Phone: +6285718774943

---

**ABSTRACT**

**Background:** *Spilanthes acmella* Murr. is a plant that has various medical values, one of them is to overcome osteoporosis. This plant is very potential to be developed into traditional medicine products. Based on this purpose, the raw materials as crude drug and extract should have been standardized. But the standard parameter value of this plant is not yet available on Indonesia Herbal Pharmacopoeia. It is therefore necessary to set the standard parameter values of crude drug and extract of *Spilanthes acmella* Murr.

**Objective:** The aim of this study is to determine the standard parameter value of crude drug from *Spilanthes acmella* Murr. leaves which grow in Purwodadi, East Java, Indonesia.

**Methods:** The method used in this study is in accordance to the requirement of Indonesian Herbal Pharmacopoeia. The total steroid content of this plant was determined using colorimetric method.

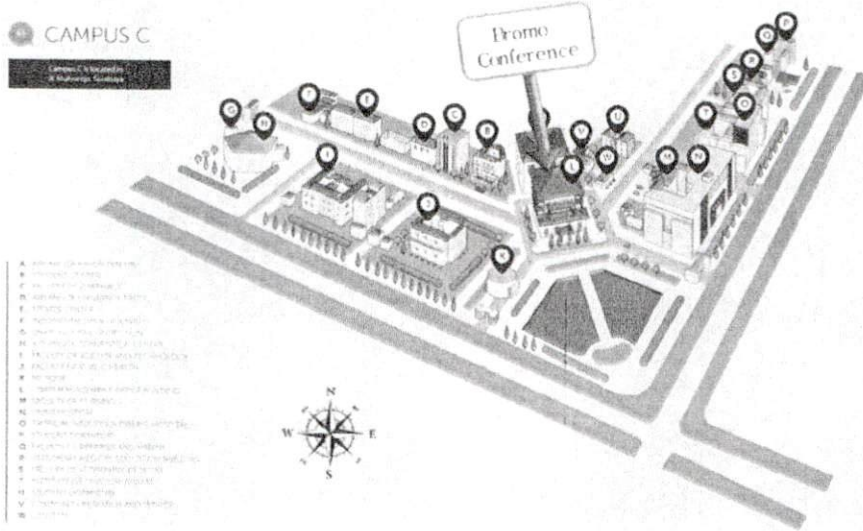
**Results:** The results showed that the water-soluble concentration, ethanol-soluble concentration, the total value of as hand the total value of acid insoluble of crude drug were 15.62%, 3.27%, 13.41% and 2.55%, respectively.

**Conclusion:** This research can provide information for standardization of plant material.

**Keywords:** *Spilanthes acmella*, dry powder, standardization.

---

# BROMO CONFERENCE MAP



**5<sup>th</sup> floor**  
• Aula Garuda Mukti

**4<sup>th</sup> floor**  
• Aula Amerta

**3<sup>rd</sup> floor**  
• Kahuripan 300  
• Kahuripan 301  
• Kahuripan 302  
• Kahuripan 305

- 3<sup>rd</sup> floor**
- A. Kahuripan 300 → OP 10-18, OP 45-52
  - B. Kahuripan 301 → OP 19-27, OP 53-60
  - C. Kahuripan 302
  - D. Kahuripan 305 → OP 28-36, OP 61-68






## ACKNOWLEDGEMENT

The Organizing Committee of BROMO CONFERENCE would like to thank to:



**PT. Dharma Karya Makmur Sentosa**

Ruko Surya Inti Permata Jl. Jemur Andayani 50 Blok D 8-9 Surabaya- Indonesia  
Phone. 62 (31) 8418284, 8476971 Fax. 62 (31) 8418476



**PT. Angler BioChemLab**



**YKAN**  
Komite Akreditasi Nasional  
Laboratorium Pengujian  
LP - 514 - IDN

ISO 17025:2005 Accredited



**CV. INTERLAB**

LABORATORY & SCIENTIFIC INSTRUMENTS  
LABORATORY CHEMICAL & GLASSWARE  
Jln. Bronggalan Sawah IV.C No : 85/34 D SURABAYA