



17



FONT SIZE



USER

Username

Password

Remember me

- [HOME](#)
- [ABOUT](#)
- [LOGIN](#)
- [REGISTER](#)
- [SEARCH](#)
- [CURRENT](#)
- [ARCHIVES](#)
- [ANNOUNCEMENTS](#)
- [ARTICLE TEMPLATE](#)
- [INDEXING](#)

[Home](#) > [About the Journal](#) > [Editorial Team](#)

## EDITORIAL TEAM

### CHIEF EDITOR (VALID FROM JANUARY 1, 2019)

Dr. Heru Santoso Wahito NUGROHO, Poltekkes Kemenkes Surabaya (Health Polytechnic of Surabaya), Indonesia

### EDITORS (VALID FROM JANUARY 1, 2019)

- Joel Rey U. ACOB, Department of Nursing, Visayas State University, Philippines  
 Dr. Sahrir SILLEHU, Department of Public Health, STIKes (College of Health Science) "Maluku Husada", Indonesia  
 Tanko Titus AUTA, Department of Nursing, Niger State Ministry of Health, Minna, Nigeria  
 Wiwin MARTININGSIH, Poltekkes Kemenkes Malang (Health Polytechnic of Malang), Indonesia  
 Somsak THOJAMPA, School of Nursing, Naresuan University, Thailand  
 Dr. Hadi PRAYITNO, Department of Public Health, Universitas Jember, Indonesia  
 Dr. Mfuh Anita Y. LUKONG, Department of Nursing Science, Faculty of Allied Health Sciences, College of Health Sciences, Ahmadu Bello University, Nigeria  
 Victoria KALUSOPA, School of Nursing, University of Zambia, Zambia

### ADMINISTRATOR (VALIF FROM JANUARY 1, 2019)

Suparji SUPARJI, Poltekkes Kemenkes Surabaya, Indonesia

"HEALTH NOTIONS" ISSN: 2580-4936 (online version only), published by Humanistic Network for Science and Technology

Cemara street 25, 001/002, Dare, Ds./Kec. Sukorejo, Ponorogo, East Java, Indonesia, 63453

OPEN JOURNAL SYSTEMS

[Journal Help](#)

NOTIFICATIONS

[View](#)  
[Subscribe](#)

JOURNAL CONTENT

Search

Search Scope

Browse

- [By Issue](#)
- [By Author](#)
- [By Title](#)
- [Other Journals](#)

INFORMATION


- [For Readers](#)
- [For Authors](#)
- [For Librarians](#)

KEYWORDS


Anger Child Health, Outbreak, Environmental Health, Geographic tongue, Candidiasis Infants Care, Cadres Mentoring, Indonesia Keywords: Mother's Attitude, Husband Support, Exclusive Breastfeeding, Macrosomia, Diabetes Mellitus, Junk Food, Parity, Macrosomia History Management

Maternity nursing Midwifery Nursing Care Mobile, Pulmonary TB Occupational Health and Safety

Pregnant Women Social capital, Perception, Commitment, Behavior Traditional Massage Waste Bank, Management, Waste Processing adolescent health diabetic foot ulcers infants, intestinal surgery, intravenous lipid emulsion, length of stay, mortality maternity nursing work postural, individual characteristic, musculoskeletal disorder



FONT SIZE



USER

Username   
 Password   
 Remember me

HOME ABOUT LOGIN REGISTER SEARCH CURRENT  
 ARCHIVES ANNOUNCEMENTS ARTICLE TEMPLATE INDEXING

Home > Archives > Vol 3, No 1 (2019)

## VOL 3, NO 1 (2019)

### JANUARY

#### FULL ISSUE

[View or download the full issue](#)

[COVER AND PROFILE](#)

#### TABLE OF CONTENTS

##### ARTICLES

Knowledge Translation, a Challenge in Nursing Practice in the 21st Century Tanko Titus AUTA	PDF 1-7
Effectiveness of Injectable Alendronat for Bone Defect due to Osteoporosis Aniek Setiyo Budiati, Cantika Suci Adlina Lasandara, Junaidi Khofib, Samirah Samirah	PDF 8-12
In vitro Inhibitory Activity of Ethanolic Fruit Extract from Averrhoa bilimbi L. against Streptococcus pyogenes Bacteria Puspita Dewi, Gusti Ayu Ratih, Burhannuddin Burhannuddin, Gede Sudarmanto	PDF 13-17
An Effectiveness Emla Used on School Aged Children's Level of Pain During Venipuncture Procedure in Hospital Tri Sakti Widyaningsih, Dwi Nur Aini	PDF 18-22
The Role of Bamboo Shoot Gigantochloa apus Extract in Decreasing MDA and Increasing IL-10 at The Atherosclerosis Edy Soesanto, Edi Dharmana, Soeharyo Hadisaputro, Siti Fatimah Muis	PDF 23-27
Strawberry Extract as a Tooth Stain Remover Ita Yulita, Ita Astit Karmawati, Rahaju Budiarti	PDF 28-31
Preparation and Characteristics of NLC Coenzym Q10 with A Combination of Hyaluronic Acid Nurhidayah Sarifuddin, Widji Soerarti, Noorma Rosita	PDF 32-36
Physical Condition of Dig Well and Incidence of Diarrhea in Infants at The Working Area of Kabila Community Health Center Bun Yamin M. Badjuka, Tumartony Thaib Hiola	PDF 37-43
Cleaning Officers' Behavior in Waste Management According to The Standards of Accreditation in X Jember Hospital Carri Noer Fida Yanik, Dwi Wahyuni, Dewi Rokmah	PDF 44-51
Aromatherapy Cajuput Oil for Emesis Gravidarum Eny Pemilu Kuspartina	PDF 52-56
Psycho Religious in Nursing Care on DM Type 2 Patients Towards Depression and Blood Sugar Reduction Miadi Miadi, Kastudi Kastubi, Minarti Minarti, Noer Saudah, Chasiru Zainal Abidin	PDF 57-61
Evaluation of DHF Surveillance Based on Attributes in Pasuruan District Ahmad Zamzam Hariro, Chatarina Umbul Wahyuni, Supa'at Setia Hadi	PDF 62-66
Analysis of Maternal Mortality Due to Hypertension in Pregnancy in West Bandung Karwati Karwati, Wiryawan Permadi, Dewi M.D. Herawati	PDF 67-77

OPEN JOURNAL SYSTEMS

[Journal Help](#)

NOTIFICATIONS

[View](#)  
[Subscribe](#)

JOURNAL CONTENT

Search

Search Scope

Browse

[By Issue](#)  
[By Author](#)  
[By Title](#)  
[Other Journals](#)

INFORMATION

[For Readers](#)  
[For Authors](#)  
[For Librarians](#)

KEYWORDS

**Anger** Child Health, Outbreak, Environmental Health, Geographic tongue, Candidiasis Infants Care, Cadres Mentoring, Indonesia Keywords: Mother's Attitude, Husband Support, Exclusive Breastfeeding, Macroemia, Diabetes Mellitus, Junk Food, Parity, Macroemia History Management  
**Maternity nursing** Midwifery Nursing Care Module, Pulmonary TB Occupational Health and Safety  
**Pregnant Women** Social capital, Perception, Commitment, Behavior Traditional Massage Waste Bank, Management, Waste Processing adolescent health diabetic foot ulcers infants, intestinal surgery, intravenous lipid emulsion, length of stay, mortality maternity nursing work postural, individual characteristic, musculoskeletal disorder

CURRENT ISSUE



"HEALTH NOTIONS" ISSN: 2580-4936 (online version only), published by Humanistic Network for Science and Technology

Cemara street 25, 001/002, Dare, Ds./Kec. Sukorejo, Ponorogo, East Java, Indonesia, 63453

<http://heanoti.com/index.php/hn>



## RESEARCH ARTICLE

URL of this article: <http://heanoti.com/index.php/hn/article/view/hn30107>

# Preparation and Characteristics of NLC Coenzym Q10 with A Combination of Hyaluronic Acid

Nurhidayah Sarifuddin<sup>1</sup>, Widji Soerarti<sup>2(CA)</sup>, Noorma Rosita<sup>3</sup>

<sup>1</sup>Department of Pharmaceutical, Faculty of Pharmacy, Airlangga University, Indonesia;  
nurhidayahsarifuddin@rocketmail.com

<sup>2(CA)</sup>Department of Pharmaceutical, Faculty of Pharmacy, Airlangga University, Indonesia;  
widjisoerarti@yahoo.com (Corresponding Author)

<sup>3</sup>Department of Pharmaceutical, Faculty of Pharmacy, Airlangga University, Indonesia

## ABSTRACT

Coenzyme Q10, often also known as ubiquinone, coenzyme Q10 or Q10, is soluble in lipids and is naturally present in plants, animals and in mitochondria. Coenzyme Q10 functions as an antioxidant that can protect the body from damage caused by free radicals. Hyaluronic acid is known as a hydrophilic polymer derived from polysaccharides which has the ability to increase percutaneous penetration by changing the composition of tightly arranged stratum corneum cells to increase the permeability of the skin. Nanostructured Lipid Carrier is a modification of the SLN system, consisting of a mixture of solid and liquid lipids (oil), stabilized by aqueous surfactant solution, is one method to increase drug penetration through the stratum corneum because it has several advantages. The purpose of this study was to see the effect of adding hyaluronic acid to the characteristics of the Nanostructure Lipid Carrier (NLC) as anti aging. Examination of characteristics including organoleptis, pH, particle size and polydispersity index was carried out. The results of organoleptic NLC coenzym Q10-HA examination obtained dark orange color, liquid consistency, lipid efficacy odor and soft texture. The pH measurement results of the preparation ranged from 5.05-5.23. The results of the particle size examination ranged from 267-128 nm and the particle size distribution ranged between 0.308-0.200

**Keywords:** Coenzym Q10, Hyaluronic Acid, NLC

## INTRODUCTION

### Background

Coenzym Q10 is a natural compound found in the inner membrane of the mitochondria, with the role of forming ATP as an electron carrier in the respiratory cycle in the mitochondria<sup>(1)</sup>. Networks that require large energy and high metabolic rates such as the liver, kidneys, heart and muscles have large intrinsic concentrations of Q10 compared to other tissues. The ubiquinol reduction form is a potent antioxidant compound and is able to recycle and regenerate other antioxidants such as Isopropyl palmitate and Vitamin C<sup>(1)</sup>.

There are two main routes of drug penetrating the stratum corneum, including the transepidermal pathway and the transappendage pathway<sup>(2)</sup>. One of the factors that can affect penetration ability through intercellular and transcellular pathways is the price of the partition coefficient (log P). The optimal log P value for the penetration of substances penetrating the stratum corneum is 2-3<sup>(3)</sup>. Coenzym Q10 is a fat soluble compound with a log P of 19.4 so that coenzym Q10 has a penetration that is not good at penetrating the skin.

To increase percutaneous penetration requires a penetration enhancer (skin enhancer) that is safe and can be degraded by the body. One of the penetration enhancers that has these criteria is hyaluronic acid. Hyaluronic acid (HA) is known as a polysaccharide-derived hydrophilic polymer that has the ability to increase percutaneous penetration by changing the arrangement of the tightly arranged stratum corneum cells to increase the permeability of the skin<sup>(4)</sup>.

The Nanostructured Lipid Carrier (NLC) is the second generation of the Solid Lipid Nanoparticle (SLN) system. Nanostructured Lipid Carrier is a modification of the SLN system, consisting of a mixture of solid and liquid (oil) lipids, stabilized by aqueous surfactant solution, is one method to increase drug penetration through the stratum corneum because it has several advantages<sup>(5)</sup>. One of the advantages is that the presence of dense lipids in the system can control drug release so that it can act as a drug reservoir. NLC formulas contain lipids and surfactants, which can increase penetration<sup>(6),(7)</sup>. Good NLC characteristics can be shown from pH value, viscosity, particle size, particle morphology, drug entrapment efficiency, drug release, in percutaneous penetration in vitro and physicochemical stability. Characteristic testing is done to determine the characteristics of a good NLC so that it can proceed to penetration testing.

## METHODS

### Chemicals

The materials that used in this study such as coenzyme Q10 (Kangcare Bioindustry, China), hyaluronic acid, cethyl palmitate, olive oil, span 80, Tween 80, ethanol pa, sodium acetate pa, and glacial acetic acid pa (Materials that used in this study if not stated, otherwise it has Pharmaceutical grade purity).

### Place and time of research

This research was conducted in October 2018 until December 2018. It was held at the Department of Pharmaceutical, Faculty of Pharmacy, Airlangga University, Indonesia.

### Preparation of NLC coenzyme Q10 with hyaluronic acid (HA)

The NLC coenzyme Q10-HA system was made using the High Shear Homogenization method. In the first stage, the oil phase in the form of cetyl palmitate, olive oil and the active ingredient coenzyme Q10 were melted at 60°C. At the same time, Tween 80, span 80, HA, ethanol and acetate buffer pH 5.0 ± 0.2 were heated to a temperature of 60°C in separate containers. Then Tween 80 and Span 80 were added to the mixture of oil phase and coenzyme Q10, stirred with High Shear Homogenizer at a speed of 5000 rpm for 5 minutes. After that, the water phase was added gradually, such as the ethanol mixture and buffer acetate, into the oil phase with the same temperature, time and speed. After the last droplet, the ultraturax speed was increased to a speed of 16,000 rpm for 5 minutes. The cooling step which was carried out by transferring the NLC and the High Shear Homogenizer onto the hot plate, then stirred using a magnetic stirrer at a speed of 500 rpm to reach room temperature.

### Fourier transform infrared (FTIR)

Analysis of coenzyme Q10 FTIR NLC spectrum with HA combination. Before analysis, 2 mg samples were mixed with 300 mg KBr powder for pellets. Pellet KBr was observed at 4000-450 / cm using Jasco FT-IR 5300, Easton MD, USA.

### Organoleptic

Organoleptic examination was done visually including shape, color, and smell.

### pH test

pH measurements were carried out using a calibrated pH meter. Electrode was inserted into 50 mL of the formula and then the number was indicated by the pH meter.

### Droplet size and Polidispersity index (PI)

The size and distribution of particle size were carried out using the Delsa™ Nano Sub Micron Particle Size Analyzer. Formula was weighed about 1.0 gram plus aquadest until volume of 10 mL. The sample was inserted into the cuvette then the cuvette was inserted into the sample holder. The device was turned on and the particle size menu was selected. The data, which was observed, was the average droplet diameter and polydispersity index (PI). Polydispersity index (PI) was described variations in the sample. PI values less than 0.2 indicate that the sample was monodispersion.

**Statistical analysis**

Statistical analysis was performed by one-way analysis of variance (ANOVA) for repeated measurements. The post hoc (Bonferroni) test was used to perform multiple comparison analysis (SPSS program, USA, version 15) and differences were considered significant at a level of  $p < 0.05$ .

**RESULTS**

**Organoleptis**

Table 1. The results of organoleptic examination of the NLC coenzyme Q10-HA system

Formula	Organoleptic examination			
	Color	Smell	Consistency	Texture
F1	Orange	The distinctive smell of lipids	Liquid	Soft
F2	Orange	The distinctive smell of lipids	Liquid	Soft
F3	Orange	The distinctive smell of lipids	Liquid	Soft

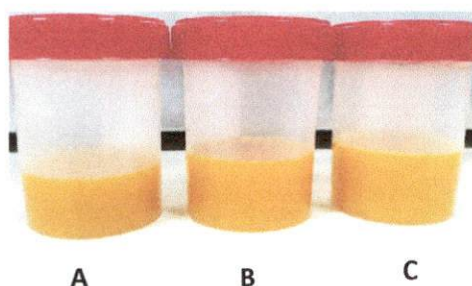


Figure 1. NLC Coenzyme Q10-HA formula with various concentrations of A) Formula 1 coenzyme Q10 with 1% HA; B) Formula 2 coenzyme Q10 with 1.5% HA; C) Formula 3 coenzyme Q10 with 2% HA.

**pH Test**

Table 2. The results of the pH testing of the NLC coenzyme Q10-HA system

Formula	Ingredients							Mean ± SD pH
	Coenzyme Q10	HA	Cethyl palmitate	Olive oil	Span 80	Tween 80	Ethanol	
F1	1	1	4.8	1.8	1.8	18.44	3.42	5.21±0.017
F2	1	1.5	4.8	1.8	1.8	18.44	3.42	5.13±0.017
F3	1	2	4.8	1.8	1.8	18.44	3.42	5.07±0.2

**Particle Size dan polidispersity index**

Table 3. The results of particle size measurement and coenzyme Q10 NLC particle size distribution with HA combination

Formula	Mean ± SD	
	Particle Size	PI
F1	128.1±1.22	0.308±0.01
F2	155.3±11.95	0.28±0.04
F3	267.3±147.44	0.200±0.08

### Fourier Transform Infrared (FT-IR)

FTIR coenzyme Q10 spectra, HA and FTIR spectra NLC coenzyme Q10 system with HA combination was shown in the figure .

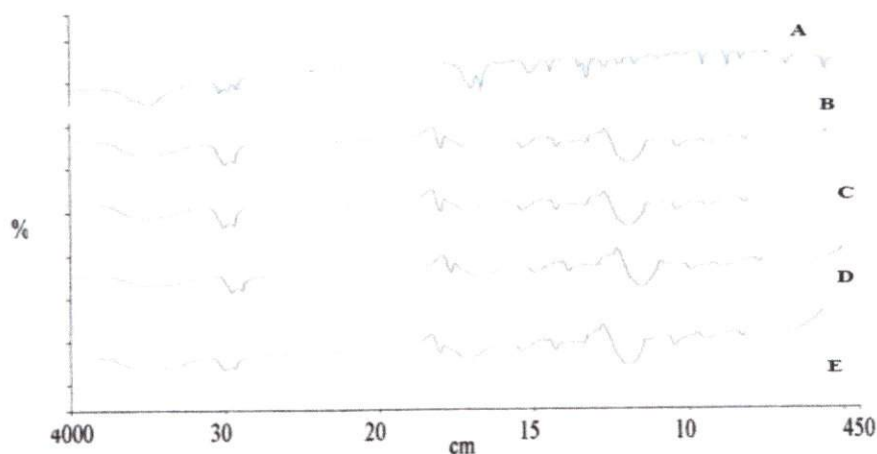


Figure 2. (A) Coenzyme Q10 infrared spectrum (B) spectrum infrared blank (C) infrared spectrum formula 1 (D) infrared spectrum formula 2 and (E) infrared spectrum formula 3.

### DISCUSSION

NLC characteristics of coenzyme Q10 with HA combination are determined. Based on the examination of organoleptic NLC with HA combination, a system with a liquid consistency was produced, dark orange and has a soft texture (table 1 and figure 1). The greater the concentration of HA in the NLC system, the system consistency increases. The pH produced in each formula ranged from 5.05-5.23 (table 2 and figure 2) where the pH is in the pH range of the skin which is 4.0-6.5, so that it can minimize the occurrence of irritation, because the pH too acidic can cause pain in the skin and pH that is too alkaline can cause irritation because the pH is too alkaline can cause fungal and bacterial infections<sup>(8)</sup>.

Examination of particle size and particle size distribution was carried out using the Delsa Nano Particle Size Analyzer tool. The results of examination of particle size revealed that there were no significant differences in each formula. While for the measurement results of particle size distribution it can be seen that F1 with a small particle size of 128.1 has a large particle size distribution. The smaller the particle size the particle size distribution is increasingly heterogeneous, whereas if the particle size is greater, the particle size distribution value will be more homogeneous<sup>(9)</sup>.

Based on FTIR results it is known that the IR spectrum in all NLC formulas coenzyme Q10-HA is identical to NLC (blank). This shows that there is no chemical bond between the NLC (blank) system and coenzyme Q10 which can result in loss of Q10 coenzyme activity in the NLC system.

### CONCLUSION

The coenzyme Q10 formulation with HA combination affects the characteristics. Increased HA levels lowered pH, but the pH of the preparation was still in the range of skin pH, elevated HA levels increased particle size, but the particle size of the dosage was still in the range of particle size of NLC which was 100-1000 nm.

### REFERENCES

1. Jung HA, et al . Antioxidant Xanthones from the Pericarp of *Garcinia mangostana* (Mangosteen), *Agric Food Chem.* 2009;54:2077-2082.
2. Tosato, Zamboni V, Ferrini A, Cesari M. The Aging Process and Potential Interventions to Extend Life Expectancy. *Clin. Interv. Aging.* 2007;2(3):401-412.
3. Benson HAE. Skin Structure, Function and Permeation. In: Benson HAE, Watkinson AC. (Eds). *Transdermal and Topical Drug Delivery.* New Jersey: Wiley; 2012.
4. Navarro-Sarabia F, Coronel P. A 40-Month Multicentre "Randomised Placebo Controlled Study to Assess The Efficacy and Carryover Effect of Repeated Intra-Articular Injections of Hyaluronic Acid in Knee Osteoarthritis": The AMELIA Project. *Ann Rheum Dis.* 2012.

5. Mendes M, Nunus SCC, Sousa JJ, Pais AACC, Vitorino C. Expanding Transdermal Delivery with Lipid Nanoparticles: A New Drug-in-NLC-in-Adhesive Design. *American Chemical Society*. 2017;14(6):2099-2115.
6. Khurana S, Jain NK, Bedi PMS. Development and Characterization of a Novel Controlled Release Drug Delivery System Based on Nanostructured Lipid Carriers Gel for Meloxicam. *Life Sciences*. 2013;93:763-772.
7. Patel D, Dasguptas S, Dey S, Ramani YR, Ray S, Mazumder B. Nanostructured Lipid Carriers (NLC)-Based Gel for the Topical Delivery of Aceclofenac: Preparation, Characterization, and in Vivo Evaluation. *Sci Pharm*. 2013;80:749-764.
8. Zlotogorski A, Gilead L, Jonas F, Horev L, Klaus SN. *Dermatology and Venereology*. *Journal of the European Academy of Dermatology and Venereology*. 1998;11(1):S1-S26,1-98.
9. Souto EB, Müller RH. Lipid Nanoparticles (Solid Lipid Nanoparticle and Nanostructured Lipid Carriers) for Cosmetic, Dermal, and Transdermal Application. In Thassu D, Deleers M, Pathak Y. *Nanoparticulate Drug Delivery System*. New York: Informa Healthcare USA, Inc.; 2007.