

Correlation of Low CD4+ Counts with High Dental Caries Prevalence in Children Living with Perinatal HIV/AIDS Undergoing Antiretroviral Therapy

by Erwin Astha Triyono

Submission date: 06-Dec-2019 04:17PM (UTC+0800)

Submission ID: 1228461168

File name: ow_CD4_Counts_with_High_Dental_Caries_Prevalence_in_Children.pdf (219.06K)


Word count: 3044


Character count: 17245


30


Correlation of Low CD4+ Counts with High Dental Caries Prevalence in Children Living with Perinatal HIV/AIDS Undergoing Antiretroviral Therapy


Alexander Patera Nugraha¹, Mario Powa Mensana², Bagus Soebadi³, Dominicus Husada⁴, Erwin Astha Triyono⁵, Remita Adya Prasetyo⁶, Diah Savitri Ernawati⁷

¹Faculty of Dental Medicine, Universitas Airlangga, Surabaya, Indonesia.  0000-0001-7427-7561

²Faculty of Dental Medicine, Universitas Airlangga, Surabaya, Indonesia.  0000-0003-4798-3393


³Department of Oral Medicine, Faculty of Dental Medicine, Universitas Airlangga, Surabaya, Indonesia.  0000-0001-8071-6639

⁴Department of Pediatrics, Faculty of Medicine, Universitas Airlangga, Surabaya, Indonesia.  0000-0003-1531-1621

⁵Department of Internal Medicine, Faculty of Medicine, Universitas Airlangga, Surabaya, Indonesia.  0000-0002-0961-1209

⁶Department of Oral Medicine, Instalation of Dental and Oral Health, RSUD. Dr. Soetomo, Surabaya, Indonesia.

 0000-0003-2699-9409

⁷Department of Oral Medicine, Faculty of Dental Medicine, Universitas Airlangga, Surabaya, Indonesia.  0000-0002-4288-3222

Author to whom correspondence should be addressed: Prof. Dr. Diah Savitri Ernawati, DDS., MSc., Mayjen Prof. Dr. Moestopo 47 Surabaya, East Java, Indonesia. Phone: +6231 5030255. E-mail: diah-s-e@fkg.unair.ac.id.

Academic Editors: Alessandro Leite Cavalcanti and Wilton Wilney Nascimento Padilha

18
Received: 15 April 2019 / Accepted: 22 July 2019 / Published: 08 August 2019

Abstract

Objective: To investigate the correlation Cluster of Differentiation 4⁺ (CD4⁺) counts with a high prevalence of dental caries in Children Living with Perinatal Human Immunodeficiency Virus/Acquired Immunodeficiency Syndrome (CLWPHA). **Material and Methods:** An analytical observational research with a cross-sectional design was conducted at Tertiary General Hospital, Surabaya, Indonesia. Randomized total sampling consisted of 29 CLWPHA 1-12 years old at outpatient ward Infectious Disease Intermediate Unit (UPIPI) Tertiary General Hospital Doctor Soetomo Surabaya. Demographic details and recent CD4⁺ counts obtained from medical records. Decayed, missing, filled teeth (dmft) in primary teeth and DMFT in permanent teeth index were used. Pearson's and Spearman's Correlation test ($p < 0.05$) were performed. **Results:** Dental caries prevalence was 86.2%; meanwhile, the dmft/DMFT index score found were high (8.2 / 6.3). CD4⁺ count and caries showed significant correlation ($r = -0.394$, $p < 0.05$). Tooth brushing frequency with caries showed a significant correlation ($r = -0.419$, $p < 0.05$). Antiretroviral (ARV) therapy and caries showed an insignificant negative correlation ($p < 0.05$). **Conclusion:** The high prevalence of dental caries in CLWPHA correlated with low CD4⁺ counts.

Keywords: Acquired Immunodeficiency Syndrome; Anti-Retroviral Agents; Dental Caries.

Introduction

About 4.8000 new Human Immunodeficiency Virus (HIV) infection cases and 38.000 Acquired Immunodeficiency Syndrome (AIDS) related death cases were found in Indonesia, 2016 [1,2]. The prevalence of People Living with HIV/AIDS (PLWHA) was 620.000, but among them, only 13% were accessing antiretroviral therapy, and 14% was pregnant women living with HIV/AIDS (PWLWHA) were accessing Anti-retroviral (ARV) prophylaxis treatment for HIV/AIDS transmission to their children. An estimated 3200 (2500 - 4000) children were newly infected with HIV due to Mother-To-Child Transmission (MTCT) in Indonesia. In 2017, HIV/AIDS MTCT transmission decreasing in the Asia Pacific, but it's still comparatively high about 17%. Estimated only half of PWLWHA 56% from 61.000 who gave birth in the Asia Pacific region got effective ARV prophylaxis. In addition, only 25% of HIV-exposed infants received early diagnosis [3-7]. The number of Children Living with Perinatal HIV/AIDS (CLWPHA) have greatly increased with more than 230% increase since 2010 [3,7].

Prevalence of dental caries in Children Living with Perinatal HIV/AIDS (CLWPHA) tended to increase annually, suspected due to chronic immunosuppression condition by HIV/AIDS [8]. As we know that dental caries still becomes an oral health problem and burden worldwide, especially in Indonesia. The previous report conducted by the Republic of Indonesia, Ministry of Health in Basic Health Research Report or *Riset Kesehatan Dasar* (RISKESDAS) mentioned that Indonesian national DMFT index was high at 4.6 without insignificant improvement since 2007 [9]. World Health Organization (WHO) study among 190 countries showed that the prevalence of dental caries in Indonesia was the highest worldwide with a mean of about 2.1 [10]. Indonesia has been a country with the highest dental caries prevalence in Southeast Asian (SEA) Region [11,12].

During HIV/AIDS infection and progression, there was immune system disturbance. AIDS occurred in all parts of the body during the HIV progression without exception [13]. A Cluster of Differentiation 4 (CD4⁺) in the lymphocyte's surface was remarkably marker to detect the immunosuppression status of PLWHA. CD4⁺ counts decreased significantly resulted in an error in the homeostasis and immunity mechanism against the microorganism. Mucosal immunity as the oral cavity defense was weakening in the HIV/AIDS that can lead to increased normal flora colonies in the oral cavity [14-16]. *Streptococcus mutans* was commensal bacteria in the oral cavity and well known as dental caries etiology. During the HIV/AIDS progression, *S. mutans* colonies increased significantly but not genotypes [17]. Teeth and the oral cavity were an integral part of Gastro-Intestinal-Tract (GIT), which is important for digestion and nutrition intake in CLPWA. Dental caries and oral manifestation that occurred in HIV/AIDS disturb the nutrition intake that can lead to nutrition deficiency, which made immunosuppression condition even worsen [18].

The prevalence of dental caries can be assessed using decayed-missing-filling (dmft) or DMFT. DMFT/dmft index was the easiest, simplest, reliable, valid, commonly used for oral health assessment [19]. This study hypothesized high dental caries prevalence in CLWPHA increased due

to low CD4⁺ counts. To date, there was no study about the correlation CD4⁺ count with high caries prevalence in CLPWA in Surabaya, Indonesia. Thus, the main objective of this study was to investigate the correlation CD4⁺ count with high dental caries prevalence in CLPWA treated at Tertiary General Hospital, Surabaya, Indonesia.

21 Material and Methods

Study Design

This study was analytical observational research with a cross-sectional design. Randomize total sampling method was used. Twenty-nine HIV-positive perinatally-infected children aged 1-12 years were recruited from outpatient ward Infectious Disease Intermediate Unit or *Unit Perawatan Intermediet dan Penyakit Infeksi* (UPIPI) Tertiary General Hospital Dr. Soetomo Surabaya accordance the inclusion criteria (e.g., HIV Seropositive) and exclusion criteria (e.g., never underwent CD4⁺ examination).

CLPWA HIV/AIDS Diagnosis

Physician Specialist in Children Health Department (by DH) was done the diagnosis of CLPWA under 12 years old according to Standart Protocol from the Ministry of Health, Republic of Indonesia Guideline. Confirmed CLPWA was attending the UPIPI, Tertiary General Hospital Doctor Soetomo Surabaya Indonesia during the study period.

Dental Caries Assessment and Other Data Recapitulation

Dental caries examination was performed by a triple examiner during the study period using disposable sterile mouth mirrors. Dental caries was assessed by decayed, missing, filled teeth (dmft) in primary teeth and DMFT in permanent teeth index were used. Retrospective data such as demographic details including age, gender, tooth brushing frequency, and latest six months CD4⁺ counts examination was recorded from their medical records and their parents/guardian by personal guided questionnaire interview.

11 Statistical Analysis

Data were analyzed using IBM SPSS Statistics Software, version 18 (IBM Corp., Armonk, NY, USA). Pearson's and Spearman's Correlation test ($p < 0.05$) based on Shapiro-Wilk and Levene's test ($p < 0.05$) were performed.

Ethical Clearance Approval

Tertiary General Hospital Doctor Soetomo, Surabaya, East Java local institutional Health ethical clearance committee was reviewed and approved this study setting design with number: 326 / PANKE.KKE / V / 2017.

Results

This present study found a high prevalence of dental caries about 86.2%. In addition, the dmft/DMFT index score found were high (8.2 / 6.3). Male CLWPHA patient was more prevalent than female (51.7%). The most CLWPHA patient was five years old (Figure 1). All CLWPHA patients underwent ARV therapy.

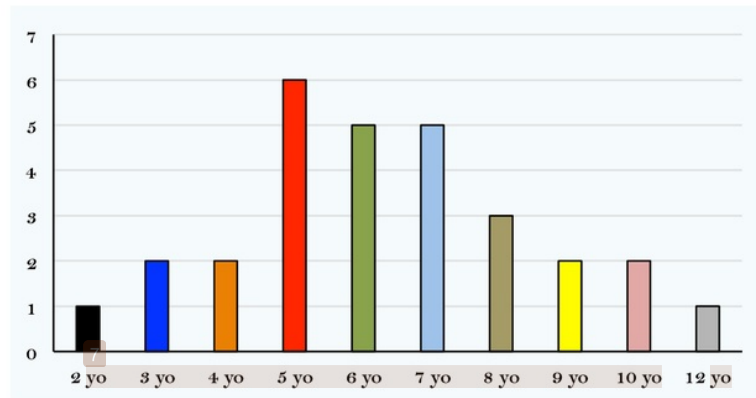


Figure 1. Distribution of children according to age.

Antiretroviral (ARV) therapy and caries showed an insignificant negative correlation ($p < 0.05$). Mostly CLWPHA has low CD4+ of about 69% (Figure 2).

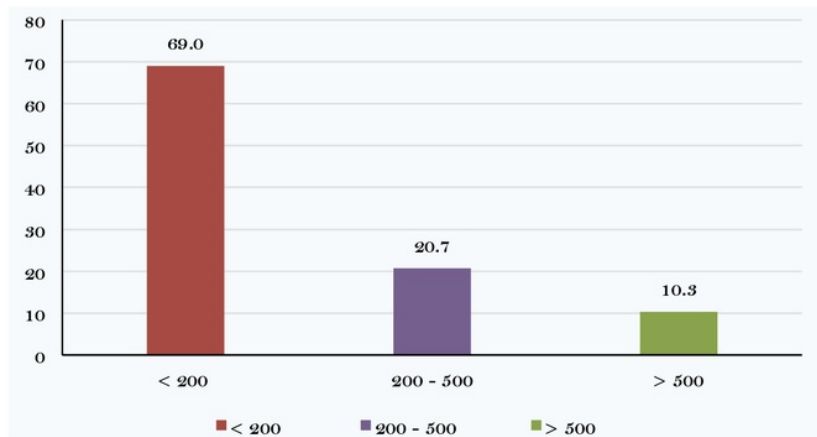


Figure 2. Distribution of CD4+ counts in CLWPHA.

CD4+ count was normally distributed and homogenous ($p > 0.05$). CD4+ count and caries showed significant correlation ($r = -0.394$, $p < 0.05$). Mostly CLWPHA patients in the present study did not brush their teeth frequently (only 1x per day = 72.4%; 2x per day = 10.3% and 17.3% did not brushing their teeth). Tooth brushing frequency with caries showed a significant correlation ($r = -0.419$, $p < 0.05$).

Discussion

High dental caries prevalence in CLWPHA was found in this study. This result was not in line with previous findings that demonstrated that dental caries prevalence was low in CLWPHA Bangalore, India [20]. Meanwhile, this study founding in line with the previous survey in Iran showed the prevalence of dental caries increased in PLWHA [21,22]. Xerostomia commonly occurred in HIV/AIDS as a result of salivary gland hypofunction [23,24]. It influences the salivary flow rate tends to decrease. Thus, dental caries will occur easily in PLWHA [25]. DMFT/dmft index score was found very high in this study. Previous studies showed dental caries prevalence in CLWPHA was very high in deciduous tooth found dmfs score about 11.00 for 2-5 years old patient and 7.0 for 6-11 years old patient which is supported our study result [26,27].

All patients who participated in this present study mostly underwent ARV treatment. ARV was a golden choice for HIV/AIDS treatment, but resulted in dental caries in two different ways: (1) ARV influences decreased salivary flow rate which is important for oral cavity immunity, (2) ARV contained high glucose concentration [21,27]. Nevertheless, in this study was found there was an insignificant correlation ARV treatment and dental caries prevalence. It is suspected that the patient not consumed ARV daily; meanwhile, CD4⁺ counts in all patient was low.

CD4⁺ counts were an important marker to predict immunosuppression status during HIV/AIDS progression in CLWPHA [3,5,28]. Low CD4⁺ counts were found in this study, and it is correlated with high dental caries prevalence in CLWPHA. High dental caries prevalence was found in CLWPHA with a severe degree of immunosuppression CD4⁺ counts group, while a decreased of CD4⁺ counts was associated with increased dental caries prevalence [22]. Contrary, a study in Nigerian conducted found an insignificant correlation between dental caries prevalence and degree of immunosuppression status in CLWPHA, but dental caries in the deciduous tooth is greater than normal Nigerian children population [29].

For that reason, this study also analyzed the tooth brushing frequency, which is important to maintain oral hygiene. Unfortunately, this present study found almost all CLWPHA did not maintain their oral health only brushed their teeth once daily, and there was a negative significant correlation between tooth brushing frequency and caries. The prevention of dental caries in children can be done by toothbrushing with fluoridated toothpaste. Oral hygiene plays a pivotal role in decrease the risk of dental caries [26,27].

Conclusion

For the first time, the dental caries prevalence of CLWPHA in Surabaya, Indonesia CLWPHA was presented. Surprisingly, the low CD4⁺ counts correlated with high dental caries prevalence in CLWPHA. In addition, further investigation with a better setting and larger area are required.

Authors' Contributions: APN, MPM, BS, DH, EAT, RAP and DSE designed the study, performed the data collection, data analysis and interpretation, wrote the manuscript and reviewed the manuscript. All authors declare that they contributed to critical review of intellectual content and approval of the final version to be published.

Financial Support: None.

Conflict of Interest: The authors declare no conflicts of interest.

Acknowledgement: The authors would like to thank UPIPI, Tertiary General Hospital Doctor Soetomo and Faculty of Dental Medicine, Airlangga University, Surabaya, Indonesia, for supporting and helping our study.

References

- [1] Avert Organization Global Information and Education on HIV and AIDS. HIV and AIDS in Asia & The Pacific Regional Overview. Available from: <https://www.avert.org/professionals/hiv-around-world/asia-pacific/overview>. [Accessed on Apr 01, 2019].
- [2] Nugraha AP, Ernawati DS, Parmadiati EA, Soebadi B, Triyono EA, Prasetyo RA. Correlation linear gingival erythema, Candida infection and CD4+ counts in HIV/AIDS patients at UPIPI RSUD Dr. Soetomo Surabaya, East Java, Indonesia. *J Int Dent Med Res* 2017; 10(2):322-6.
- [3] Mensana MP, Ernawati DS, Nugraha AP, Soebadi B, Triyono EA, Husada D, et al. Oral candidiasis profile of the Indonesian HIV-infected pediatric patients at UPIPI Dr. Soetomo General Hospital, Surabaya, Indonesia. *HIV AIDS Rev* 2018; 4(17):272-7. <https://doi.org/10.5114/hivar.2018.80259>
- [4] Joint United Nations Programme on HIV/AIDS (UNAIDS). Overview HIV/AIDS Infection in Indonesia 2016. Available at <http://www.unaids.org/en/regionscountries/countries/indonesia>. [Accessed on January 21, 2019].
- [5] Mensana MP, Nugraha AP, Ernawati DS, Soebadi B, Triyono EA, Husada D, et al. Sensitivity and specificity of linear gingival erythema as immune suppression marker in pediatric HIV-infected at UPIPI Soetomo General Hospital Surabaya, Indonesia. *Indian J Public Health Res Develop* 2019; 10(2):575-80. <https://doi.org/10.5958/0976-5506.2019.00354.1>
- [6] Joint United Nations Programme on HIV/AIDS (UNAIDS). HIV/AIDS Infection Data Reference Worldwide 2018. Available at http://www.unaids.org/sites/default/files/media_asset/unaid-data-2018_en.pdf. [Accessed on February 26, 2019].
- [7] Directorate General CDC & EH. Ministry of Health of Indonesia. Laporan situasi perkembangan HIV-AIDS di Indonesia Jan-Maret 2017. Available at: http://www.aidsindonesia.or.id/ck_uploads/files/Laporan%20HIV%20AIDS%20TW%201%202017.pdf [Accessed on Februart 26, 2019].
- [8] Tehjashwini E, Kumar VD, Sushmita S, Sreedevi S, Megha M. A study on dental caries status among 5-18 years HIV and healthy children - A comparative study. *IOSR J Dent Med Sci* 2019; 17(1):1-6 <https://doi.org/10.9790/0853-1701130106>
- [9] Indonesian Ministry of Health. Basic Health Survey. Jakarta: Indonesian Ministry of Health; 2013. p. 140-141.
- [10] Indonesian Ministry of Health. Basic Health Survey. Jakarta: Indonesian Ministry of Health; 2008. p. 18-19.
- [11] Moreira RS. Epidemiology of Dental Caries in the World. In: Viridi M. Oral Health Care: Pediatric, Research, Epidemiology and Clinical Practices. London: InTech; 2012. p. 49-68. <https://doi.org/10.5772/31951>
- [12] Widita E, Pamardiningsih Y, Vega CAW. Caries risk profiles amongst preschool aged children living in the Sleman District of Yogyakarta, Indonesia. *J Dent Indonesia* 2017; 24(1):1-6. <https://doi.org/10.14693/jdi.v24i1.994>
- [13] Nugraha AP, Triyono EA, Prahasanti C, Sufiawati I, Prasetyo RA, Ernawati DS. The correlation of pathognomonic periodontal manifestation with CD4+ level in people live with Human Immunodeficiency Virus/Acquired Immunodeficiency Syndrome in a Tertiary Hospital, Surabaya, Indonesia. *J Int Oral Health* 2019; 11(3):137-40. https://doi.org/10.4103/jioh.jioh_53_19
- [14] Parmadiati AE, Ernawati DS, Soebadi B, Nugraha AP, Triyono EA, Prasetyo RA, Utami SB. Correlation oral hairy leukoplakia and CD4+ counts in HIV/AIDS patients at Dr. Soetomo Hospital Surabaya, Indonesia 2014. *J Int Dent Med Res* 2017; 10(1):162-5.
- [15] Nugraha AP, Ernawati DS, Parmadiati AE, Soebadi B, Triyono EA, Prasetyo RA, et al. Prevalence of Candida species in oral candidiasis and correlation with CD4+ counts in HIV/AIDS patients at Surabaya, Indonesia. *J Int Dent Med Res* 2018; 11(1):81-5.
- [16] Nugraha AP, Ernawati DS, Parmadiati AE, Soebadi B, Prasetyo RA, Triyono EA, et al. Study of drug utilization within an anti-fungal therapy for HIV/AIDS patients presenting oral candidiasis at UPIPI RSUD, Dr. Soetomo Hospital, Surabaya. *J Int Dent Med Res* 2018; 11(1):131-4.
- [17] Liu G, Saxena D, Chen Z, Norman RG, Phelan JA, Laverty M, Fisch GS, Corby PM, Abrams W, Malamud D, Li Y. HIV infection affects *Streptococcus mutans* levels, but not genotypes. *J Dent Res* 2012; 91(9):834-40. <https://doi.org/10.1177/0022034512454298>

- [18] Kalanzi D, Mayanja-Kizza H, Nakanjako D, Sewankambo NK. Extensive dental caries in a HIV positive adult patient on ART: Case report and literature review. *BMC Oral Health* 2018; 18(1):205. <https://doi.org/10.1186/s12903-018-0675-3>
- [19] Doifode D, Godhane A, Pattanshetti KS, Sanklecha S, Kesri R, Jain C. Dental caries indices used for detection, diagnosis, and assessment of dental caries. *Int J Oral Care Res* 2018; 6(1):77-81. <https://doi.org/10.5005/jp-journal-10051-0153>
- [20] Sahana S, Krishnappa SS, Krishnappa VS. Low prevalence of dental caries in children with perinatal HIV infection. *J Oral Maxillofac Pathol* 2013; 17(2):212-6. <https://doi.org/10.4103/0973-029X.119742>
- [21] Rezaei-Soufi L, Davoodi P, Abdolsamadi HR, Jazaeri M, Malekzadeh H. Dental caries prevalence in Human Immunodeficiency Virus infected patients receiving highly active anti-retroviral therapy in Kermanshah, Iran. *Cell J* 2014; 16(1):73-8.
- [22] Beena JP. Prevalence of dental caries and its correlation with the immunologic profile in HIV-Infected children on antiretroviral therapy. *Eur J Paediatr Dent* 2011; 12(2):87-90.
- [23] Lamanda A, Cheaib Z, Turgut MD, Lussi A. Protein buffering in model systems and in whole human saliva. *PLoS One* 2007; 2(2):e263-e263. <https://doi.org/10.1371/journal.pone.0000263>
- [24] Nugraha AP, Ernawati DS, Harijanti K, Parmadiati AE. Psychological stress induced xerostomia and hyposalivation: The case study in Indonesian female patient. *J Int Dent Med Res* 2019; 12(1):216-9.
- [25] Giovani EM. Caries risk by analysis of clinical variables in HIV+ patients. *J Disab Oral Health* 2006; 7(2):115-8.
- [26] Howell RB, Jandinski J, Palumbo P, Shey Z, Houpt M. Dental caries in HIV-infected children. *Pediatr Dent* 1992; 14(6):370-1.
- [27] Tofsky N, Nelson EM, Lopez RN, Catalanotto FA, Fine DH, Katz RV. Dental caries in HIV-infected children versus household peers: Two-year findings. *Pediatr Dent* 2000; 22(3):207-14.
- [28] Mensana MP, Nugraha AP, Ernawati DS, Triyono EA, Husada D, Prasetyo RA. Correlation of oral hairy leukoplakia, HAART and CD4+ in HIV-infected pediatric patients at UPIPI Soetomo Hospital Surabaya, Indonesia *J Int Dent Med Res* 2019; 12(1):165-9.
- [29] Obileye MF, Agbelusi GA, Orenuga OO, Temiye EO. Dental caries status of HIV infected children in Nigeria. *Nig Q J Hosp Med* 2009; 19(4):210-3.

Correlation of Low CD4+ Counts with High Dental Caries Prevalence in Children Living with Perinatal HIV/AIDS Undergoing Antiretroviral Therapy

ORIGINALITY REPORT

21%

SIMILARITY INDEX

17%

INTERNET SOURCES

14%

PUBLICATIONS

4%

STUDENT PAPERS

PRIMARY SOURCES

1

www.unaids.org

Internet Source

1%

2

Hiba Mohamed Ali, Ellen Berggreen, Daniel Nguyen, Raouf Wahab Ali, Thomas E. Van Dyke, Hatice Hasturk, Manal Mustafa. "Dental plaque microbial profiles of children from Khartoum, Sudan, with congenital heart defects", Journal of Oral Microbiology, 2017

Publication

1%

3

journal.fk.unpad.ac.id

Internet Source

1%

4

Meircurius Dwi Condro Surboyo, Ira Arundina, Retno Pudji Rahayu, Dieni Mansur, Taufan Bramantoro. "Potential of Distilled Liquid Smoke Derived from Coconut (Cocos nucifera L) Shell for Traumatic Ulcer Healing in Diabetic Rats", European Journal of Dentistry, 2019

Publication

1%

5	Soumya Muraleedharan, Ganesh Shenoy Panchmal, Rekha P. Shenoy, Praveen Jodalli, Laxminarayan Sonde, Imran Pasha. "Correlation of CD4 count with cariogenic oral flora indicators and dental caries in HIV-seropositive children undergoing antiretroviral therapy in Mangaluru, South India", Journal of Investigative and Clinical Dentistry, 2018 Publication	1%
6	www.science.gov Internet Source	1%
7	sgmu.ru Internet Source	1%
8	eprints.goums.ac.ir Internet Source	1%
9	pubs.rsc.org Internet Source	1%
10	ijcrr.com Internet Source	1%
11	onlinelibrary.wiley.com Internet Source	1%
12	file.scirp.org Internet Source	1%
13	gacetasanitaria.org Internet Source	1%

14	Alexander Patera Nugraha, Ida Bagus Narmada, Diah Savitri Ernawati, Aristika Dinaryanti et al. "Bone alkaline phosphatase and osteocalcin expression of rat's Gingival mesenchymal stem cells cultured in platelet-rich fibrin for bone remodeling (in vitro study)", European Journal of Dentistry, 2019 Publication	1%
15	repository.unair.ac.id Internet Source	1%
16	www.futuremedicine.com Internet Source	1%
17	Dental Caries, 2016. Publication	1%
18	res.mdpi.com Internet Source	1%
19	revista.uepb.edu.br Internet Source	1%
20	Noëlla Rajonson, David Meless, Boubacar Ba, Malick Faye et al. "High prevalence of dental caries among HIV-infected children in West Africa compared to uninfected siblings", Journal of Public Health Dentistry, 2017 Publication	1%
21	Rui Baptista-Gonçalves, Ana Marreiros,	<1%

Gonçalo Figueiredo Augusto. "Portuguese health care providers' knowledge, attitudes, and acceptability of HIV pre-exposure prophylaxis", HIV & AIDS Review, 2018

Publication

22

www.indianjournals.com

Internet Source

<1%

23

www.jove.com

Internet Source

<1%

24

e-journal.unair.ac.id

Internet Source

<1%

25

Sri Wigati Mardi Mulyani, Eha Renwi Astuti, Otty Ratna Wahyuni, Diah Savitri Ernawati, Nastiti Faradilla Ramadhani. "Xerostomia Therapy Due to Ionized Radiation Using Preconditioned Bone Marrow-Derived Mesenchymal Stem Cells", European Journal of Dentistry, 2019

Publication

<1%

26

María Cristina Arango De La Cruz, Carlos Alberto Velasco Benítez, Pío López López. "Dental caries prevalence in children and youths with vertically-transmitted hiv/aids from the pediatric hiv clinic (cali, colombia) and its relationship with biological factors, 2013", Revista Facultad de Odontología, 2018

Publication

<1%

27 uvadoc.uva.es Internet Source <1%

28 etd.uwc.ac.za Internet Source <1%

29 Luh Putu Lila Wulandari, Dinar S.M. Lubis, Putu Widarini, Desak Nyoman Widyanthini, I. Made Ady Wirawan, Dewa Nyoman Wirawan. "HIV testing uptake among pregnant women who attending private midwife clinics: challenges of scaling up universal HIV testing at the private sectors in Indonesia", The International Journal of Health Planning and Management, 2019
Publication <1%

30 aprendeenlinea.udea.edu.co Internet Source <1%

31 Nadia Mohamed, Olorato Patience Mathiba, Riaan Mulder. "Oral status of HIV-infected children aged 12 years or younger who attended a Paediatric Infectious Diseases Clinic in Cape Town", Clinical and Experimental Dental Research, 2019
Publication <1%

Exclude quotes On

Exclude matches Off

Exclude bibliography On

Correlation of Low CD4+ Counts with High Dental Caries Prevalence in Children Living with Perinatal HIV/AIDS Undergoing Antiretroviral Therapy

GRADEMARK REPORT

FINAL GRADE

GENERAL COMMENTS

/100

Instructor

PAGE 1

PAGE 2

PAGE 3

PAGE 4

PAGE 5

PAGE 6

PAGE 7
