

Roots Morphology of Rhizophora apiculata Blume as an Adaptation Strategy of Waterlogging and Sediment

by Sucipto Hariyanto

Submission date: 09-Mar-2020 06:32PM (UTC+0800)

Submission ID: 1272182803

File name: Blume_as_an_Adaptation_Strategy_of_Waterlogging_and_Sediment.pdf (764.67K)

Word count: 5234

Character count: 27892



Research Article

Roots Morphology of *Rhizophora apiculata* Blume as an Adaptation Strategy of Waterlogging and Sediment

Sitta Amaliyah, Sucipto Hariyanto and Hery Purnobasuki

Department of Biology, Faculty of Sciences and Technology, Airlangga University, Jl. Mulyorejo (Kampus C Unair), 60115 Surabaya, Indonesia

Abstract

Background: The waterlogging and sediments condition in coastal area of mangroves effect a significant ($\alpha = 0.05$) adaptation strategy in mangrove roots characterization. **Objective:** The aim of the study was to know the structure of the submerged root morphology of the *Rhizophora apiculata* seedlings especially to incorporate into the flooding and sediment thickness. **Materials and Methods:** The field data from 40 sample trees in Wonorejo Mangrove Conservation of Surabaya (07° 18'32.7 "S and 112° 48'59.1" U) were measured. The total number of primary roots, the root length and the root-spread distance, the root diameter, the vertical root angle from trunk and the architecture of roots were measured. Observational method was used and measurement of environmental factors consists of parameters air temperature, groundwater salinity and the acidity level of sediment. The quantitative data were analyzed by statistical test. Data of root length and number of branches were analyzed by two way analysis of variance (ANOVA) by factorial test. **Results:** The results of this study indicated that an adaption of the treatment condition waterlogging seemed apparent in the presence of root hairs at the base of the stem. Rooting of this species had also very different architecture, where the soil conditions were not inundated direction of root growth seemed to lead down (perpendicular). While on land conditions with waterlogging indicated the direction of growth more broad or sideways. The change of color is more brown or reddish brown on the morphology of the roots with the treatment of extreme thickness indicated adaptation to environmental stress. **Conclusion:** It is concluded that stress inundation and sediment thickness affects the morphology of the roots. In waterlogged soil conditions, root growth leads down (perpendicular). While on land that is not waterlogged conditions, root growth more broad direction or sideways.

Key words: *Rhizophora apiculata*, different sediment thickness, waterlogging, root morphology, roots architecture

Received: February 07, 2017

Accepted: March 08, 2017

Published: March 15, 2017

Citation: Sitta Amaliyah, Sucipto Hariyanto and Hery Purnobasuki, 2017. Roots morphology of *Rhizophora apiculata* blume as an adaptation strategy of waterlogging and sediment. J. Biol. Sci., 17: 118-126.

Corresponding Author: Hery Purnobasuki, Department of Biology, Faculty of Sciences and Technology, Airlangga University, Jl. Mulyorejo (Kampus C Unair), 60115 Surabaya, Indonesia Tel: 62-031-5936502

Copyright: © 2017 Sitta Amaliyah *et al.* This is an open access article distributed under the terms of the creative commons attribution License, which permits unrestricted use, distribution and reproduction in any medium, provided the original author and source are credited.

Competing Interest: The authors have declared that no competing interest exists.

Data Availability: All relevant data are within the paper and its supporting information files.

INTRODUCTION

The coastal area is a region of the border between land and sea, so called ekoton region inhabited by organisms originating from the two communities. As one of the coastal ecosystem, mangrove has a major role to human life¹. Basic properties of mangrove ecosystems, namely: A high level of siltation, low oxygen levels, salinity (salt content) is high and the influence of the tide cycle. So that the ecosystem is very extreme at the same time very dynamic and is among the most rapidly changing, especially in the outer part. Only a few types of plants that can survive in the mangrove area and these types are mostly typical of mangroves having already gone through the process of adaptation and evolution of the old. The root system of mangrove vegetation is able to withstand and precipitate sludge^{2,3} as well as filter contaminated material^{4,5}.

Environment have badly affected the physico-chemical soil, especially soil redox potential, pH and availability of O₂ in the soil⁶, the accumulation of CO₂, induces the anaerobic decomposition of organic matter and reduce iron and manganese⁷. Puddle negative had effect on the growth and survival ability of the root system as well as the balance of the growth of roots and shoots¹. Impact inundation including lowering the exchange of gases between soil and air which resulted in a decreased availability of O₂ to the roots, decreased O₂ accelerated by the presence of plants in soil, plant roots absorb for respiration⁸. In morphoanatomy, waterlogging increase in the number and proportion of aerenchyma vascular cylinder⁹. The amount of damage to crops as a result of inundation depends on the phase of plant growth. The intensity and the water level in the estuary is affected tide¹⁰.

Mangrove has a distinctive morphological characteristics due to extreme environmental conditions¹¹. This causes the roots of mangrove plants have distinctive to withstand the waves at once gripping unstable substrate. Sedimentation is the part that happens dynamically in nature¹². The suspension of sediment entering coastal carried by streams, piling mud and suspended material back into the waves¹³. The suspension of sediment in mangrove areas are formed in the process of transport of the material during the tides. Mangrove vegetation is able to live under conditions of stagnant substrate with the height of the water column between 25-48 cm for 1 to 12 h, the water flow rate of 0-9 cm sec⁻¹ and the concentration of particles suspended in the water column between 0.009-0.15 g L⁻².

The flow of sea water entering sediment particles that will eventually be caught in between the mangrove roots. The accumulation of sediment that occurs continuously will increase sediment thickness¹⁴. Pneumatophore is part of the roots of *Avicennia* involved in aerial crop. However, sediment cover the root cause damage, of which inhibits the action of lenticels that play a role in the next aeration capable of causing the death of plants¹⁵. Mangrove ability to bind different sediment. Mangrove species such as *Rhizophora*, *Avicennia* and *Sonneratia* had roots that is mostly superficial but effective gripping mud. The roots of these in turn dampen the onslaught of waves and trap more sediment and litter of the sea between jalinannya intricate. *Rhizophora apiculata* is one of the dominant plant species in the mangrove areas Wonorejo and widely used in mangrove rehabilitation program. *Rhizophora apiculata* had scattered the length of time shorter than *R. mucronata*, *R. apiculata* then have a better survival rate¹⁶. *Rhizophora* zone is able to bind 20% of the sediment. The amount of ability *Rhizophora* made possible by the shape of the root of the compact, the roots of *Rhizophora* stuck to the bottom², in which the presence of root tissue useful double, namely supporting the establishment of the tree and as contained breathing apparatus (pneumatophore), to get more oxygen a lot of air.

Some studies reveal that the water level and sediment thickness pertumbuhan tanaman cause stunted and cause death in extreme levels^{12,10,17}. But adaptation strategies relating to growth and root morphology influences caused flooding and sediment thickness of *Rhizophora* has not been widely studied. This study aimed to determine the morphology of the roots of seedlings *Rhizophora apiculata* against inundation and sediment thickness. So this research is expected to enrich the information on the form and adaptation strategies *Rhizophora apiculata* mainly against inundation and sediment.

7 MATERIALS AND METHODS

Description of the study area: This study was conducted in two places, at the Laboratory of Ecology, Department of Biology, Faculty of Science and Technology, Airlangga University and Wonorejo Mangrove Conservation, Rungkut, Surabaya (07° 18' 32.7 "S and 112° 48' 59.1" U). The length of time required for the conduct of research for 5 months.

The materials used in this research are *Rhizophora apiculata* seedling age of 3-4 months with an average height of 46±2 cm with the number of leaves 3-4 strands obtained from the Department of Agriculture nursery around the mangrove forest environment Wonorejo obtained from the

Office Agriculture Surabaya. The necessary tools in this study include: GPS, thermometer, hand Saline-refractometer, pH meter, tweezers, meters/ruler, sieve-rise, oven, zinc gutters with a circumference of 60 cm each with a height of 10 cm gutters; 12, 14 and 18 cm.

Experimental treatments: Measurement of environmental factors consists of parameters air temperature was measured by using a mercury thermometer that has a level of accuracy of up to 1°C. Groundwater salinity was measured using a hand-refractometer salino. The acidity level of sediment was measured by using a soil pH meter. Type or size of the sediment is taken as ± 100 g of the base substrate to be analyzed by particle size sieve method granulometri with terraced 2:00, 1:00, 0:50, 0:25, 0.125 and 0.063 mm. Analysis of the soil, the soil used in the study and treatment before planting is carried out the analysis macro element content of soil nutrients. The selection of seeds *Rhizophora apiculata*, before planting, first made the selection of seeds *Rhizophora apiculata*. Seeds used in the study are that the seeds with good morphological characteristics, among others: The leaves are green, shiny and fresh and the trunk looked wrinkled.

Land cultivation aims to improve the condition of the soil clean of weeds so that the maximum root growth. As for the preparation and processing of soil as follows: Land clearing of weeds or weeds with revoked (cut) of land in the study. Land in reverse and broke up chunks of land in the land become so homogeneous soil aeration takes place smoothly and the soil became loose. Once the soil is, then make the planting hole depth of 10 cm with a drill as a place to put the seed plant with a spacing of 50×50 cm. For each plot will be separated by a zinc-modified rectangular in shape

Experiments performed with 5 replicates in each treatment, so that the number of plants used a total of 40 plants. The study begins with plants recover for 3 weeks before the plant sample was placed at 4 different sediments (0, 2, 4 and 8 cm) in which the determination of sediment samples randomly selected plants. Experiments carried out by using a sediment barrier of zinc with different heights, surround individual seedlings. Recover the plant is done by planting seedlings to 10 cm into. Furthermore, after three weeks, except the control treatment plants, the remaining sediment is added according to treatment which is 2, 4 and 8 cm. While on treatment puddle includes land not flooded (both high tide and low tide the water does not stagnate on the surface) and stagnant (range 5-12 cm flow influenced the tides of the sea).

After *Rhizophora* planted seedlings, watering taste, so that plants do not wilt and root is always fulfilled availability of water so it can grow to the maximum. In addition, doing weeding in an attempt to clear the weeds from the planting area for plants that grow unrivaled in getting nutrients and water. Furthermore, checks must be performed every 2 weeks for 5 months.

Morphological and structural studies: Data collection was performed twice, i.e., before being planted in the media treatment and at the end of the study at month 6 by taking three primary roots in each plant. The roots were selected covering all sides of the rod is oriented parallel to the edge of the forest or on the right side, the second parallel of the first root election but on the left side of the trunk and the third is oriented perpendicular from the edge of the woods or on the front side of the stem. The way of taking root is done by digging the ground to make the diameter of a circle around the plant ± 30 cm.

Quantitative data from the root morphology of samples taken from the plant by calculating the average length of the primary root. While the qualitative data obtained by observing the color which is classified in white, off-white or red-brown. While the circumstances of the texture of the root surface assessed whether or not slippery; easily broken or not; there are root hairs or not.

Observations made with the root architecture. Data collection include: the nature of the observed growth in the direction of growth that will be classified in type monopodial. The branching pattern of lateral axis classified type or type monoaxial.

Statistical analysis: The data obtained in this study is both qualitative and quantitative. Qualitative data were analyzed by descriptive method while quantitative data by statistical test. Data of root length and number of branches were analyzed by these tests. Two way Analysis of variance (ANOVA) was used by factorial test. If from the Anova test detected no effect on treatment, then followed by the Tukey test using $\alpha = 0.05$, significant difference when $p < \alpha^{18}$.

Variety analysis (analysis of variants) of factorial conducted to examine the effect of treatment of sediment thickness and waterlogging on the growth and morphology on seedling roots *Rhizophora apiculata*, whether influential or not. While the test after analysis of variance is necessary to know what there is the mean difference between treatments root morphology of inundation and sediment thickness 0, 2, 4 and 8 cm, i.e., by the Tukey test.

RESULTS

Physical and chemical parameters of the environment among the sites between the ground flooded with stagnant land not seem there was no difference, this is due to the location of the land is not flooded with stagnant, is less than 5 m. Environment condition was looked normally with variables 28°C ambient temperature, salinity range of 20 ‰ and soil pH 6.2. While measurement variables indicate that the substrate of *R. apiculata* consist of clay soil types (55.89%), then followed the with sand types (36.9%), silt (34.52%) and gravel last (5.9%).

Roots length of *Rhizophora apiculata*: Waterlogged soil conditions affect significantly ($\alpha = 0.05$) plant growth *R. apiculata*. The growth of roots in waterlogged soil conditions that are significantly ($\alpha = 0.05$) shorter (Fig. 1). The thickness of the sedimentary response significantly depending on the growth of the root length. The growth of roots in the treatment of sediment thickness 2 cm lower than the other treatments. In control treatment, the sediment thickness have no significant difference. But at the root length of 8 cm thick the sediment differ significantly ($\alpha = 0.05$) longer than the other treatments (Fig. 2).

Morphology of roots: Aerial root development at the seedling *R. apiculata* yet apparent (Fig. 3, 4). Sediment thickness treatment effect on root morphology of which the color and state of the surface. in terms of color, the control treatment with sediment thickness of 2 cm, on land flooded and not flooded, brownish white. While on treatment thickness of 8 cm, brownish-red color in all the land conditions. Different things happen in the treatment with sediment thickness of 4 cm (Table 1). Where the root surface waterlogged conditions brownish white but on the condition of land is not waterlogged surface color indicates brownish red. The change of color is more brown or reddish brown on the morphology of the roots with the treatment of an adaptation to extreme environmental stress.

Adaptation of treatment waterlogged conditions was evident in the presence of feeding root at the base of the stem. Under conditions not flooded rare root hairs (Fig. 3). While in waterlogged soil conditions, dense root hair huddled at the base of the root (Fig. 4). The state of the root surface, the soil conditions are not stagnant relatively rigid compared to the situation on the root surface waterlogged conditions.

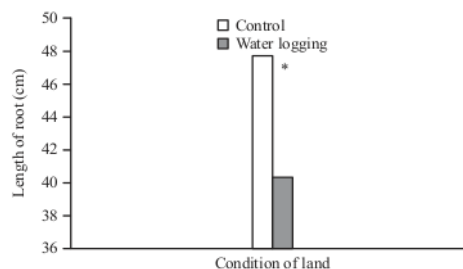


Fig. 1: Average stem length between the roots of *Rhizophora apiculata* comparison between the conditions of land was inundated with land is not flooded
 *Significant at 0.05

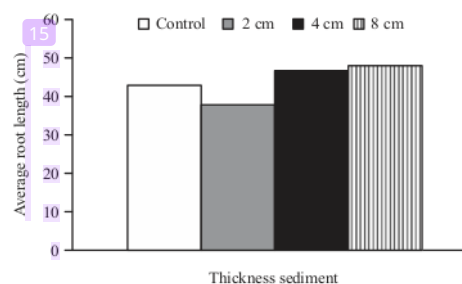


Fig. 2: Influence of sediment thickness on average root length *R. apiculata* at month 5
 Different letters indicate significant differences by Tukey's test at the level of $\alpha = 0.05$

Treatment morphologically sediment thickness affects the roots of which the color and state of the surface (Fig. 3, 4). Judging from the color, the control treatment and sediment thickness 2 cm, good condition waterlogged land or land not stagnant, brownish white. While on treatment of 8 cm, in all soil conditions showed brownish red color. Different things happen in the treatment with sediment thickness 4 cm. Where the land was inundated by the condition of the surface color is still showing a brownish-white color but on the condition of land is not waterlogged surface color shows brownish red color¹⁹. The change of color is more brown or reddish brown on the morphology of the roots with extreme treatment showed adaptation to environmental stress.

The number of branches of the rooting *Rhizophora apiculata* on the condition of land were flooded more than *Rhizophora apiculata* that grow in an environment not flooded, the comparison is evident in Fig. 3 (not waterlogged soil conditions) and Fig. 4 (waterlogged soil

Table 1: Morphological roots in waterlogged soil conditions and with high sediment different treatments Characteristics

Land conditions	Thick sediment	Color	Circumstances surface	Growth nature	Growth pattern	Branching patterns
Non stagnant	Control	White brownish	Relatively supple, slippery, not easily broken, sparse hair roots, branching clearly visible	Monopodial	Continue	Lateral
	2 cm	White brownish	Relatively supple, slippery, not easily broken, sparse hair roots, branching clearly visible	Monopodial	Continue	Lateral
Stagnant	4 cm	Red brownish	Relatively Hard, rough, sparse hair roots, branching clearly visible	Monopodial	Continue	Lateral
	8 cm	Red brownish	Relatively Hard, rough, sparse hair roots, branching clearly visible	Monopodial	Continue	Lateral
	Control	White brownish	Relatively more flexible, slippery, not easily broken, bushy hair roots at the base of the trunk, branching clearly visible	Monopodial	Continue	Lateral
	2 cm	White brownish	Relatively more flexible, slippery, not easily broken, bushy hair roots at the base of the trunk, branching clearly visible	Monopodial	Continue	Lateral
	4 cm	White brownish	Relatively more flexible, slippery, not easily broken, bushy hair roots at the base of the trunk, branching clearly visible	Monopodial	Continue	Lateral
	8 cm	Red brownish	Relatively hard, coarse, dense hair root section of the base, rarely, branching clearly visible	Monopodial	Continue	Lateral

conditions). This indicates factors waterlogged soil conditions play a role in the growth of branching roots.

Architecture rooting seemed different. Where the soil conditions are not inundated direction lateral root growth appears pointing downwards at an angle of 45 degrees (ortotrof) (Fig. 5a). While in the waterlogged conditions direction of growth is more broad or sideways (plagiotrof) (Fig. 5b).

DISCUSSION

The major findings of this study showed that the inundation and sediment thickness had significantly effect ($\alpha = 0.05$) to root length growth of *Rhizophora apiculata*. The stress condition of mangrove habitats such as inundation and sediment thickness affects the morphology and architectures of the roots as well. It indicated that the environmental conditions favor the growth of *R. apiculata* especially the length of roots. Architecture rooting seemed different as well based on environmental condition. The number of branches of the rooting on the condition of land were flooded more than in an environment not flooded. It indicated that anaerobic condition push the plant to provide more organ that can supply the oxygen and supporting growth of this plant.

Rhizophora adapt well in a n environment with a low pH value, type of soil and salinity brackish mud¹⁹. In general, the growth of *Rhizophora apiculata* between the condition of land was inundated with land that is not experiencing inundation showed no significant influence ($\alpha = 0.05$). This suggests a pool of factors have an impact on the survival of plants⁹. Land inundation inhibit the formation and growth of roots⁷. Waterlogged land conditions will push the low availability of oxygen (hypoxia), research data showed the average length of the roots in waterlogged soil conditions are much shorter than on land not flooded conditions (Fig. 1). When water and nutrient needs dibutuhkan provided by land, then the roots will develop a mechanism to save the root surface area for the absorption of oxygen, water and O₂ content left in the ground faster when there are plants²⁰.

Aerial systems owned *R. apiculata* support to adapt well²¹ so that the mechanism of photosynthesis and respiration can run optimally. This structure is commonly associated with the aerenchyma that allows entry of O₂ and diffusion to the roots submerged⁸. By providing contact with air plants when environmental conditions are waterlogged, the roots are able to facilitate the absorption of O₂ and translocated to the roots

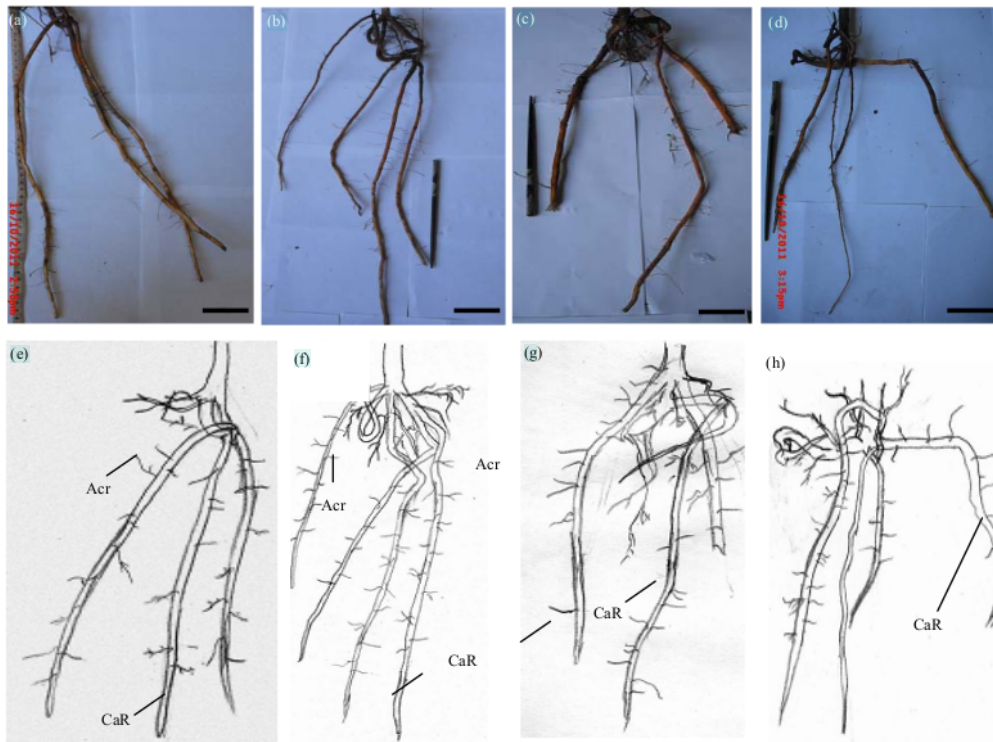


Fig. 3(a-h): Rooting pattern of *Rhizophora* on the condition of land not inundated by treatment with (b) 2 cm sediment thickness (c), 4 cm (d), 8 cm and (a) Control. Scheme rooting *Rhizophora apiculata* treatment with (e) Sediment control, (f) 2 cm, (g) 4 cm and (h) 8 cm
 CaR (cable root), the primary roots that grow laterally. Acr (anchor root). bar = 10 cm

submerged, allowing it to maintain the growth of shoots during the period of inundation.

The impact is most often described of fine sediment causing plant mortality due to sediment¹⁵. However, little research has explained the negative influence of sediment on plant growth²². Crowe and Hay²³ described the sedimentation caused a reduction in photosynthetic activity affecting the primary productivity, due to the reduced light penetration through the water column. As is known the light intensity that helped boost the growth of seedlings of *Rhizophora*, both of root number Tanjung, elongation of shoots, number and leaf area²³.

Abiotic environmental conditions can explain their tolerance of each species for each particular more important in plant growth¹⁹. The roots susceptible to damage during the growth process due to extreme environmental factors²⁴. This causes a growth pattern that varies from each individual.

The number of branches of the rooting *Rhizophora apiculata* in flooded more than 6. *Rhizophora apiculata* growing on the environmental conditions are not stagnant,

the comparison is evident in Fig. 3 (not waterlogged soil conditions) and Fig. 4 (waterlogged soil conditions). It showed a puddle role in the growth of branching in rooting. Related functions mangrove roots in the root system also acts as a system of aerial crop²⁵, the amount of branching that occur in plants that are treated in the waterlogged environmental conditions it is possible to support the metabolism of plants. The roots of aerial where lentiselnya give flexibility to direct oxygen to get into the submerged part aerenchyma²⁶. As is known, puddles will cause the limited availability of oxygen in the soil, causing hypoxic conditions²⁰. Further dimensions of the root zone and the distribution of root density, root proliferation and elongation will be closely linked with water and photosynthesis of plants in soil density exposure²⁷. Grzesiak²⁸ in his study explains that the response of different species of mangrove against root damage due to sedimentasi related to the function of the root system, the tidal range, the composition and size of the sediment.

Based on architectural of roots, the soil conditions are not inundated direction lateral root growth appears pointing

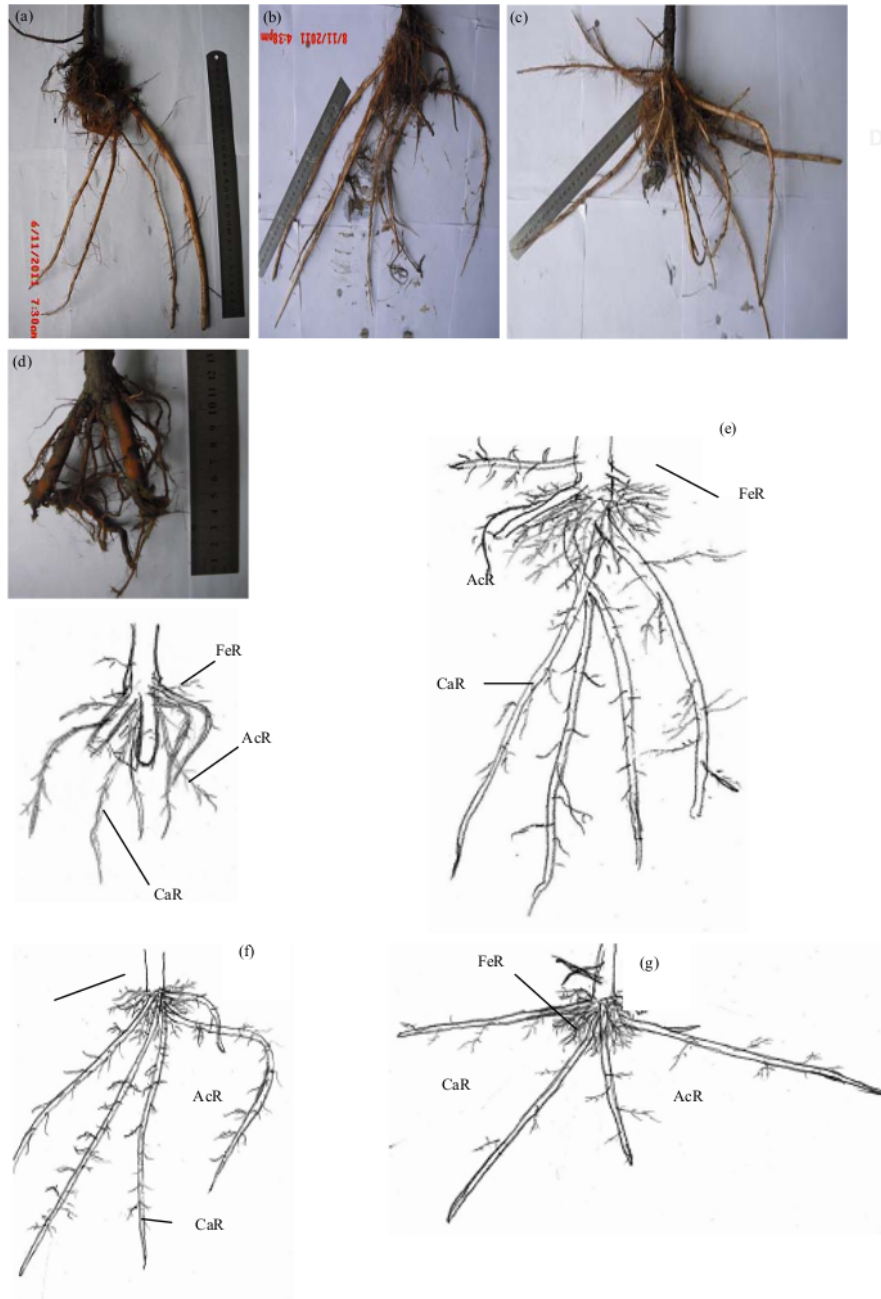


Fig. 4(a-g): Rooting *Rhizophora* on the condition of land inundated by treatment with (b) 2 cm (c) 4 cm (d) 8 cm and (a) Control. Scheme rooting *Rhizophora apiculata* with (e) Control treatment, (f) 2 cm, (g) 4 cm and (h) 8 cm. CaR (cable root), the primary roots that grow laterally. AcR (anchor root). FeR (Feeding Root). Bar = 10 cm

downwards at an angle of 45 degrees (ortotrof). While on the ground waterlogging growth of roots more broad direction or

sideways (plagiotrof). It is possible the structure of the soil, where the soil conditions of land was inundated by more

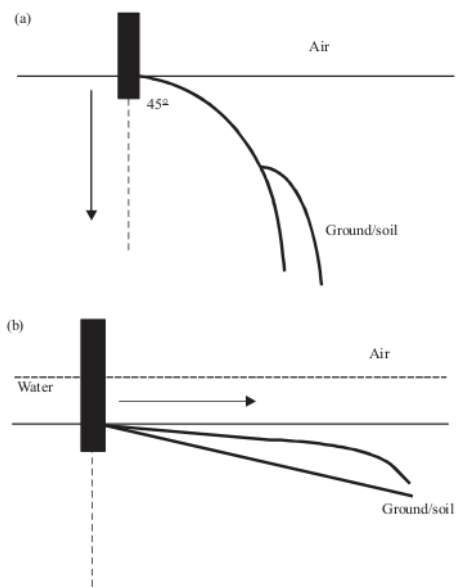


Fig.5(a-b): Schematic direction ortotrof growth of lateral roots *R. apiculata* plants on (a) Control and (b) The direction of the growth of lateral roots plagirotrof *R. apiculata* plants on waterlogging

plant structure when compared with land that is not flooded. As described in the study of Zhu *et al.*²⁹ that the growth response in any kind of roots and root system architecture is different between plants, where the density of the soil affects the root system is concentrated or dispersed. Besides, the environmental conditions of hypoxia induce the plant to develop a mechanism of adaptation to the direction of root growth diagravitropic to meet the availability of oxygen. Instead *Rhizophora apiculata* that grows on land not flooded conditions, the positive direction of the growth of roots ortho gravitropic. It is possible to environmental factors with the availability of sufficient oxygen so that the root elongation role is to support the plant and absorb water and nutrients in the soil.

CONCLUSION

It is concluded that root length growth of *Rhizophora apiculata* differ significantly ($\alpha = 0.05$) in the treatment of inundation and sediment thickness. Stress inundation and sediment thickness affects the morphology of the roots. The higher the sediment thickness, color is reddish brown root surface. Hair roots at the base of the stem, more huddled much on treating the condition of land were flooded. In

architecture, puddle influence the direction of root growth. In waterlogged soil conditions, root growth leads down (perpendicular). While on land that is not waterlogged conditions, root growth more broad direction or sideways.

SIGNIFICANCE STATEMENTS

This study discovers the possible effect of environmental conditions to mangrove plants morphology structures. Stress inundation and sediment thickness affects the morphology of the roots of mangrove. This study will help the researcher to uncover the critical conditions of mangrove habitat that have relation to special structure of mangrove roots. Thus, a new sight of knowledge on these stress factors from environment surrounding plants, may be arrived at some understanding of the specific system of mangrove plant to adapt in their extreme habitat.

ACKNOWLEDGMENT

Thanks to Mr. Yuli (Department of Agriculture Surabaya) for providing the materials and facilities for data retrieval, Farid Kamal Muzaki, S.Si., M.Sc. (ITS), for technical advice on the use of their facilities for the collection, Athiq Kaezar to help in the statistical analysis and the member of the Laboratory of Ecology, Airlangga University for helpful assistances.

REFERENCES

1. Ghobadi, M.E. and M. Ghobadi, 2010. Effect of anoxia on root growth and grain yield of wheat cultivars. World Acad. Sci. Eng. Technol., 4: 729-732.
2. Kathiresan, K., 2003. How do mangrove forests induce sedimentation? Rev. Biol. Trop., 51: 355-360.
3. Naidoo, G., Y. Naidoo and P. Achar, 2010. Responses of the mangroves *Avicennia marina* and *Bruguiera gymnorhiza* to oil contamination. Flora-Morphol. Distribut. Funct. Ecol. Plants, 205: 357-362.
4. Marchand, C., E. Lallier-Verges and M. Allenbach, 2011. Redox conditions and heavy metals distribution in mangrove forests receiving effluents from shrimp farms (Teremba Bay, New Caledonia). J. Soils Sediments, 11: 529-541.
5. Yong, Y.E. and N.F.Y. Tam, 2007. Effects of used lubricating oil on two mangroves *Aegiceras corniculatum* and *Avicennia marina*. J. Environ. Sci., 19: 1355-1360.
6. Parent, C., N. Capelli, A. Berger, M. Crevecouer and J.F. Dat, 2008. An overview of plant responses to soil waterlogging. Plant Stress, 2: 20-27.
7. Kozłowski, T.T., 1997. Responses of woody plants to flooding and salinity. Tree Physiol. Monograph, 1: 1-29.

8. Bertolde, F.Z., A.A.F. De Almeida, R.X. Correa, F.P. Gomes, F.A. Gaiotto, C.V. Baligar and L.L. Loguercio, 2010. Molecular, physiological and morphological analysis of waterlogging tolerance in clonal genotypes of *Theobroma cacao* L. *Tree Physiol.*, 30: 56-67.
9. De Souza, T.C., E.M. de Castro, F.J. Pereira, S.N. Parentoni and P.C. Magalhaes, 2009. Morpho-anatomical characterization of root in recurrent selection cycles for flood tolerance of maize (*Zea mays* L.). *Plant Soil Environ.*, 55: 504-510.
10. Thaxton, J.M., S.J. DeWalt and W.J. Platt, 2007. Spatial patterns of regeneration after Hurricane Andrew in two South Florida fringe mangrove forests. *Florida Sci.*, 70: 148-156.
11. Noor, Y.R., M. Khazali and I.N.N. Suryadiputra, 1999. Panduan Pengenalan Mangrove di Indonesia. Ditjen PHKA., Bogor, Indonesia, pp: 102.
12. Piniak, G.A., 2007. Effects of two sediment types on the fluorescence yield of two Hawaiian scleractinian corals. *Mar. Environ. Res.*, 64: 456-468.
13. Wolanski, E., 1994. Physical Oceanography Processes of the Great Barrier Reef. CRC Press, Boca Raton, Florida, Pages: 194.
14. Furukawa, K. and E. Wolanski, 1996. Sedimentation in mangrove forests. *Mangroves Salt Marshes*, 1: 3-10.
15. Thampanya, U., J.E. Vermaat and J. Terrados, 2002. The effect of increasing sediment accretion on the seedlings of three common Thai mangrove species. *Aquat. Bot.*, 74: 315-325.
16. Drexler, J.Z., 2001. Maximum longevities of *Rhizophora apiculata* and *R. mucronata* propagules. *Pac. Sci.*, 55: 17-22.
17. Suhendra, D., 2006. Pengaruh sedimen terhadap komunitas Karang Batu (*Scleractinian corals*) di Kepulauan Derawan Kalimantan Timur. Master's Thesis, Magister Sain Program Studi Ilmu Kelautan, Pasca Sarjana Institut Pertanian Bogor, Bogor.
18. Guarino, A.J., L.S. Meyers and G. Gamst, 2009. Analysis of Variance Designs. Cambridge University Press, Cambridge, Pages: 208.
19. Ahmed, E.A. and K.A. Abdel-Hamid, 2007. Zonation pattern of *Avicennia marina* and *Rhizophora mucronata* along the Red sea coast, Egypt. *World Applied Sci. J.*, 2: 283-288.
20. Promkhambut, A., A. Younger, A. Polthanee and C. Akkasaeng, 2010. Morphological and physiological responses of sorghum (*Sorghum bicolor* L. moench) to waterlogging. *Asian J. Plant Sci.*, 9: 183-193.
21. Setter, T.L. and I. Waters, 2003. Review of prospects for germplasm improvement for waterlogging tolerance in wheat, barley and oats. *Plant Soil*, 253: 1-34.
22. Purnobasuki, H. and M. Suzuki, 2005. Functional anatomy of air conducting network on the pneumatophores of a mangrove plant, *Avicennia marina* (Forsk.) vierh. *Asian J. Plant Sci.*, 4: 334-347.
23. Crowe, A. and J. Hay, 2004. Effect of fine sediment on river biota: Report No. 951. Cawthron Institute, 98 Halifax Street East, Nelson, New Zealand, pp: 35.
24. Kathiresan, K. and N. Rajendran, 2002. Growth of a mangrove (*Rhizophora apiculata*) seedlings as influenced by GA₃, light and salinity. *Rev. Biol. Trop.*, 50: 525-530.
25. Hirano, Y. and N. Hijii, 1998. Effects of low pH and aluminum on root morphology of Japanese red cedar saplings. *Environ. Pollut.*, 101: 339-347.
26. Purnobasuki, H. and M. Suzuki, 2004. Root system architecture and gravity perception of a mangrove plant, *Sonneratia alba* J. Smith. *J. Plant Biol.*, 47: 236-243.
27. Fitter, A.H. and R.K.M. Hay, 1991. Fisiologi Lingkungan Tanaman. Gajah Mada University Press, Yogyakarta, Indonesian, Pages: 421.
28. Grzesiak, M.T., 2009. Impact of soil compaction on root architecture, leaf water status, gas exchange and growth of maize and triticale seedlings. *Plant Root*, 3: 10-16.
29. Zhu, T., S. Fang, Z. Li, Y. Liu, H. Liao and X. Yan, 2006. Quantitative analysis of 3-dimensional root architecture based on image reconstruction and its application to research on phosphorus uptake in soybean. *Chinese Sci. Bull.*, 51: 2351-2361.

Roots Morphology of *Rhizophora apiculata* Blume as an Adaptation Strategy of Waterlogging and Sediment

ORIGINALITY REPORT

8%

SIMILARITY INDEX

6%

INTERNET SOURCES

5%

PUBLICATIONS

0%

STUDENT PAPERS

PRIMARY SOURCES

1	digilib.unimed.ac.id Internet Source	2%
2	"Bibliography of the studies on non-human primates in Japan", <i>Primates</i> , 1966 Publication	1%
3	Wataru Ohira, Kiyoshi Honda, Masahiko Nagai, Anuchit Ratanasuwan. "Mangrove stilt root morphology modeling for estimating hydraulic drag in tsunami inundation simulation", <i>Trees</i> , 2012 Publication	1%
4	eprints.covenantuniversity.edu.ng Internet Source	1%
5	id.scribd.com Internet Source	<1%
6	scialert.net Internet Source	<1%
7	www.tandfonline.com Internet Source	<1%

8

Stanisław Grzesiak, Maciej T. Grzesiak, Tomasz Hura, Izabela Marcińska, Andrzej Rzepka. "Changes in root system structure, leaf water potential and gas exchange of maize and triticale seedlings affected by soil compaction", Environmental and Experimental Botany, 2013

Publication

<1 %

9

www.locus.ufv.br

Internet Source

<1 %

10

www.omicsonline.org

Internet Source

<1 %

11

www.scribd.com

Internet Source

<1 %

12

Yoshihiro Hirooka, Koichi Shoji, Yoshinori Watanabe, Yasuhiro Izumi, Simon K. Awala, Morio Iijima. "Ridge formation with strip tillage alleviates excess moisture stress for drought-tolerant crops", Soil and Tillage Research, 2019

Publication

<1 %

13

repository.ubaya.ac.id

Internet Source

<1 %

14

issuu.com

Internet Source

<1 %

15

krishikosh.egranth.ac.in

Internet Source

<1 %

16	academic.oup.com Internet Source	<1 %
17	article.sapub.org Internet Source	<1 %
18	directory.umm.ac.id Internet Source	<1 %
19	docsdrive.com Internet Source	<1 %
20	iwate-u.repo.nii.ac.jp Internet Source	<1 %
21	pt.scribd.com Internet Source	<1 %
22	www.agriculturejournals.cz Internet Source	<1 %
23	www.ots.ac.cr Internet Source	<1 %
24	www.scielo.br Internet Source	<1 %

Exclude quotes Off

Exclude matches Off

Exclude bibliography On

Roots Morphology of *Rhizophora apiculata* Blume as an Adaptation Strategy of Waterlogging and Sediment

GRADEMARK REPORT

FINAL GRADE

GENERAL COMMENTS

/0

PAGE 1

PAGE 2

PAGE 3

PAGE 4

PAGE 5

PAGE 6

PAGE 7

PAGE 8

PAGE 9
