

# ESTERIFICATION OF ACETIC ACID AND BENZYL ALCOHOL OVER ZEOLITE HX PRODUCED FROM BANGKA BELITUNG KAOLIN

*by* Hartati Hartati

---

**Submission date:** 15-Oct-2019 09:21PM (UTC+0800)

**Submission ID:** 1193272742

**File name:** C10.\_Esterification\_of\_Acetic\_Acid-\_MJAS-\_2018.pdf (594.91K)

**Word count:** 4417

**Character count:** 23206



## ESTERIFICATION OF ACETIC ACID AND BENZYL ALCOHOL OVER ZEOLITE HX PRODUCED FROM BANGKA BELITUNG KAOLIN

(Pengesteran Asid Asetik dan Benzil Alkohol ke atas Zeolit HX Dihasilkan daripada Kaolin Bangka Belitung)

Vita Nur Iftitahyah<sup>1</sup>, Didik Prasetyoko<sup>1\*</sup>, Hartati<sup>2</sup>, Yatim Lailun Ni'mah<sup>1</sup>, Hasliza Bahruji<sup>3</sup>, Hadi Nur<sup>4</sup>

<sup>1</sup>Department of Chemistry, Faculty of Science, Institut Teknologi Sepuluh Nopember (ITS), Kampus ITS Sukolilo, Surabaya 60111, Indonesia

<sup>2</sup>Department of Chemistry, Faculty of Science and Technology, Universitas Airlangga (UNAIR), Kampus C UNAIR, Mulyorejo Surabaya 60115, Indonesia

<sup>3</sup>Centre of Advanced Material and Energy Sciences, University Brunei Darussalam, Jalan Tungku Link, BE 1410, Brunei Darussalam

<sup>4</sup>Ibnu Sina Institute for Scientific and Industrial Research, Universiti Teknologi Malaysia, 81310 UTM Skudai, Johor, Malaysia

\*Corresponding author: [didikp@chem.its.ac.id](mailto:didikp@chem.its.ac.id)

Received: 25 October 2017; Accepted: 22 January 2019

### Abstract

The activity of zeolite HX acid catalyst synthesized from kaolin was investigated for esterification of acetic acid with benzyl alcohol. Zeolite HX was synthesized using kaolin minerals obtained from Bangka Belitung Sumatra, Indonesia via hydrothermal method and followed by cation exchange treatment. The conversion of acetic acid was driven by the presence of Brønsted acidity with the porosity plays a crucial role in determining product selectivity. The influence of reactants concentration, the effect of reaction time and the amount of catalyst loading were investigated to obtain optimum condition of the reaction. Zeolite HX catalyzed esterification of acetic acid to achieve 58.78% of conversion with increasing the concentrations of benzyl alcohol enhanced the conversion. The acetic acid esterification follows the Eley-Rideal mechanism with the conversion improved by prolonging the reaction time and increasing the amount of catalyst used in the system.

**Keywords:** zeolite HX, kaolin, esterification, benzyl alcohol, fragrance

### Abstrak

Aktiviti mangkin zeolit HX di sintesis daripada kaolin telah dikaji untuk pengesteran asid asetik dan benzil alkohol. Zeolit HX telah di sintesis menggunakan mineral kaolin daripada Bangka Belitung (Sumatra, Indonesia) melalui kaedah hidrotermal dan diikuti rawatan penukaran kation. Aktiviti zeolit ditentukan oleh keasidan intrinsik Brønsted dengan keliangan zeolit HX memainkan peranan penting dalam pemilihan bentuknya. Pengoptimuman terperinci parameter proses seperti nisbah molar, tindak balas masa dan pemangkin ke atas HX juga dijalankan untuk menilai kesan optimum pada aktiviti pemangkin dan pemilihan. Zeolit HX didapati menjadi pemangkin untuk pengesteran dengan penukaran asid asetik sehingga 58.78% diperolehi dengan peningkatan kepekatan benzil alkohol. Pengesteran asid asetik mengikut mekanisma Eley-Rideal menghasilkan penukaran lebih baik dengan peningkatan dalam masa tindak balas dan jumlah makin yang digunakan di dalam sistem.

**Kata kunci:** zeolit HX, kaolin, pengesteran, benzil alkohol, bau-bauan

### Introduction

Ester compounds derived from carboxylic acid is an important commodity, which often used in perfumery, plasticizer, solvent and precursor for synthesis of fine chemicals. The synthesis of ester compound involved a direct reaction between carboxylic acid and alcohol, however the approach often limited by equilibrium thus limiting the resulting yield. In order to ensure the completion of the reaction, the presence of acid catalyst and the use of an excess amount of reactants are necessary. Solid acid catalyst has become an ideal choice of catalyst due to better separation between catalyst and the resulting product at the end of the reaction. Zeolite has been extensively studied as acid catalyst for esterification of acetic acid and benzyl alcohol, with HZSM-5 [1], Zeolite HY [2], and H-Beta [3] were among the most investigated catalysts for such reaction. The activity of zeolite was determined based on the intrinsic acidity and the presence of impregnated metal. The porosity of zeolite also contributed to the activity in which the shape and the size of the pores affecting product selectivity. The diffusional limitation caused by the size of the pore often lead to low product selectivity and catalyst deactivation caused by poor accessibility of the reactant to reach the active site of the catalyst and the pore blockage caused by the resulting products that trapped inside the pores [4].

Zeolite NaX from faujasite is composed of sodalite cage with 6-rings (D6R) hexagonal structure with average radius of 1.3942 nm [5]. The presence of three-dimensional pore structure and the acidity properties of zeolite X have been key aspects that determined its potential as catalyst. In general, zeolite NaX was prepared using commercial silica and alumina precursors. However, recent work showed that the use of alternative silica and alumina precursor directly obtained from naturally occurring materials such as kaolin produced zeolite with high acidity and porosity. Kaolin is a naturally occurring mineral that abundantly available in Indonesia particularly in south Sumatra, Bangka Belitung and Java Island. Kaolin from Bangka Belitung has low iron and titanium content but rich in silica (54.9 wt.%) and alumina (36 wt.%), which is an ideal precursor for synthesizing zeolite NaX.

In this study, the performance of zeolite HX synthesized from kaolin was investigated as acid catalyst in esterification reaction. The activity was also compared to kaolin in order to obtain the effect of porosity and acidity towards the conversion of acetic acid. Optimization of the parameter such as molar ratio of the reactant, the amount of catalyst used, and the reaction time were investigated to enhance the acetic acid conversion and selectivity towards benzyl acetate.

### Materials and Methods

#### Materials

Materials used for the synthesis of zeolite HX were kaolin, sodium hydroxide (99 wt.% NaOH Merck), sodium aluminate (53 wt.% NaAlO<sub>2</sub> Merck), colloidal silica (LUDOX) (30 wt.% SiO<sub>2</sub> and 70 wt.% H<sub>2</sub>O Merck), ammonium acetate (Merck) for cation exchange. Kaolin was obtained from Bangka Belitung contained 36 wt.% Al<sub>2</sub>O<sub>3</sub>, 54.9 wt.% SiO<sub>2</sub>, 3.34 wt.% Fe<sub>2</sub>O<sub>3</sub> and 1.88 wt.% K<sub>2</sub>O. Pyridine was used as probe molecule for acidity testing to determine the amount of Lewis and Brønsted acid sites of the samples.

#### Synthesis of zeolite HX as catalyst

The zeolite NaX was synthesized by hydrothermal method at 110 °C for 12 hours according to our previous study [7]. The synthesized gel procedure can be divided into three steps, i.e. (1) the synthesis of seed gel (SG), (2) the synthesis of feedstock gel (FG), and (3) the combination of SG and FG to become overall gel (OV).

The SG (Al<sub>2</sub>O<sub>3</sub>:4SiO<sub>2</sub>) was prepared by vigorous stirring of NaOH pellet and demineralized water mixture. Then, the sodium aluminate and colloidal silica were added into NaOH solution under constant stirring for about 20 minutes until homogeneous mixture were formed. The mixture was then left to age for 24 hours at room temperature. In the second step of the synthesis, the feedstock gel (Al<sub>2</sub>O<sub>3</sub>:4.3SiO<sub>2</sub>) was prepared by mixing colloidal silica and Bangka Belitung kaolin which was used directly without prior treatment. The mixture was dissolved in NaOH solution. The OV was obtained by combination of the first and second resulting mixture to follow 18 to 1 ratio of FG to SG. The mixture was continuously stirred for another 30 minutes, then left to age for 24 hours at room temperature. The OV was transferred to polypropylene bottle and heated at 110 °C. The solid produced after hydrothermal treatment was filtered and thoroughly washed with distilled water until the pH of the supernatant is neutral. The resulting powder was dried and calcined in air at 500 °C with the heating rate of 2°/min for 1 hour.

The cation exchange was carried out using 1N of ammonium acetate solution by mixing with 1g of zeolite NaX. The mixture was refluxed at 60 °C for 3 hours. The solids were filtered and dried at 105 °C for 24 hours to obtain the NH<sub>4</sub>X. The cation exchange process was summarized in equation 1 and 2. The NH<sub>4</sub>X was calcined at 550 °C under air flow for 5 hours to decompose NH<sub>4</sub> to NH<sub>3</sub>, thus forming the HX catalyst for esterification [9].



### Characterization

The crystalline phase of zeolite was investigated using X-ray diffraction, XRD. XRD pattern was obtained by Philips X'pert XRD instrument with Cu K $\alpha$  radiation with a step size of 0.04° and counting time of 10s. The data were recorded in the 2 $\theta$  range of 5–40°. The morphology of sample was monitored by the micrograph of Scanning Electron Microscopy (SEM) ZEIS EVO MA 10 and coated by Pd/Au. Surface area of the catalyst was measured using nitrogen as adsorbent at P/P<sub>0</sub> = 0.99 by the BET method. The BJH and SF method were used to determine the size of mesopore and micropore, respectively. TEM HT-7700 micrograph shows the pore types of synthesized material.

Surface acidity was estimated by pyridine FT-IR. About 12 mg of zeolite HX pellet was dehydrated at 400 °C (heating rate 1°C/min) for 4 hours with the N<sub>2</sub> flow. The temperature was cooled down to room temperature (30 °C) under the flow of N<sub>2</sub> and the sample was exposed to pyridine vapor until saturation. The evacuation of excess pyridine was conducted by heating the sample at 150 °C for 3 hours. The amount of Brønsted and Lewis acid sites was determined by evaluating the amount of remaining adsorbed pyridine detected using infrared spectroscopy at wavenumbers of 1700-1400 cm<sup>-1</sup> [9]. The amount Brønsted (B) and Lewis (L) acid sites were observed from the peaks area of adsorbed pyridine at around 1540 and 1450 cm<sup>-1</sup>, then followed by calculation of acid sites concentration using B and L extinction coefficients (k) of 1.88 and 1.42 cm.mmol<sup>-1</sup> [10].

### Catalytic activities

The zeolite catalytic activity was performed in a three-neck flask equipped with a water-cooled condenser. This assembly was heated using thermo stated hotplate. The desired amount of catalyst was dried before reacting at 110 °C for 12 hours. Acetic acid was added to benzyl alcohol with a molar ratio of 1:2, 1:4 and 1:6 with each reaction time variation from 0, 60, 240, 360, 480, 600 and 720 minutes. Esterification was carried out over a range of catalyst loading (2.5, 5 and 10 wt.%). The supernatant was analyzed by titration with 0.1 N KOH, using phenolphthalein indicator to get acetic acid conversion [11]. The resulting products were analyzed by gas chromatography- mass spectrometry (GC-MS).

## Results and Discussion

### Catalyst characterization

XRD analysis was used to determine the structure and crystalline phase of the synthesized NaX. The measurement was carried out at diffraction angel between 5–40° as can be seen in Figure 1(a). The XRD pattern of zeolite X following calcination in air indicates the presence of high crystalline structure with the pattern was identical to the standard of zeolite X [12]. The peaks appeared at 2 $\theta$  = 6.15; 10.02; 23.28; 26.64; 31.95° showed high diffraction intensity which also identical to the XRD pattern of FAU type as reported by the *International Zeolite Association* (IZA) [13]. This confirmed that NaX was successfully formed from kaolin via hydrothermal synthesis. Figure 1(b) showed the SEM images of resulting powder that revealed the morphology of NaX crystallite as hexagonal structure with average crystallite size of ~ 1  $\mu$ m. The zeolite also consisted of agglomerates to form zeolite cluster.

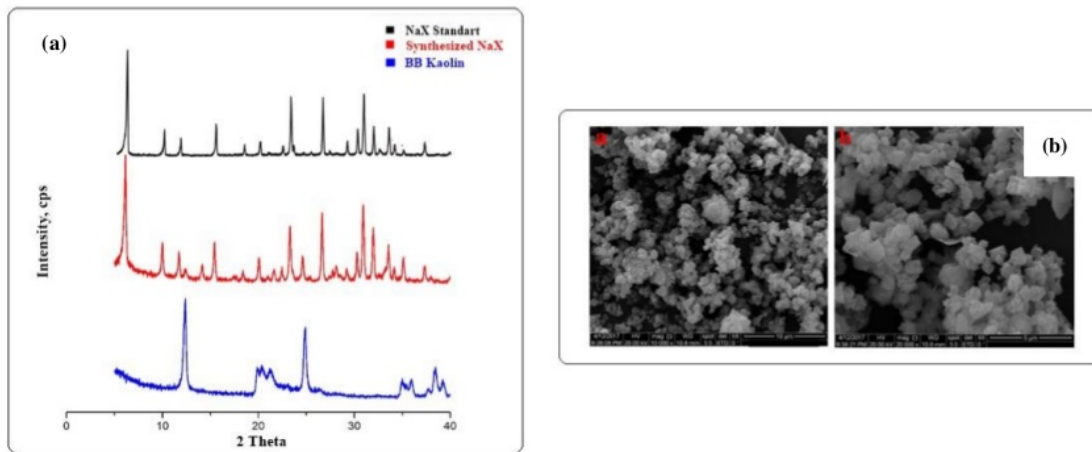


Figure 1. (a) XRD pattern of NaX standard, synthesized NaX and kaolin (b) SEM micrograph of NaX standard (left) and synthesized NaX (right)

**27** Surface area and pore size distribution of the samples were characterized using nitrogen adsorption-desorption analysis. Specific surface area of kaolin and zeolite HX were analyzed using BET method, with the nitrogen adsorption-desorption profile provides the information of the type of pore of the samples (Figure 2(b)). The isotherm of Zeolite HX showed the adsorption of nitrogen at low relative pressure with hysteresis at  $P/P_0$  of  $\sim 0.4$ , which were characteristic for isotherm type I and IV. This feature indicated the presence of both microporous and mesoporous structures in the synthesized zeolite. The zeolite HX isotherm showed a high adsorption of nitrogen at relative pressure,  $P/P_0$  within 0-0.3 which indicates a monolayer formation of adsorbed  $N_2$  on the surface. Increasing the relative pressure,  $P/P_0$  the amount of adsorbed nitrogen showed a drastic increment of adsorbed nitrogen volume ( $P/P_0 > 0.4$ ). The hysteresis loop was also occurred at  $P/P_0$  of 0.4 as shown in Figure 2(a).

**3** Analysis of kaolin showed almost no adsorption of nitrogen at a relative pressure,  $P/P_0$  of 0.01-0.3 which indicated the kaolin has a type II isotherm. This type II isotherm corresponded to the presence of nonporous structure in the powder. The surface area and pore analysis data calculated from  $N_2$  adsorption studies were tabulated in Table 1.

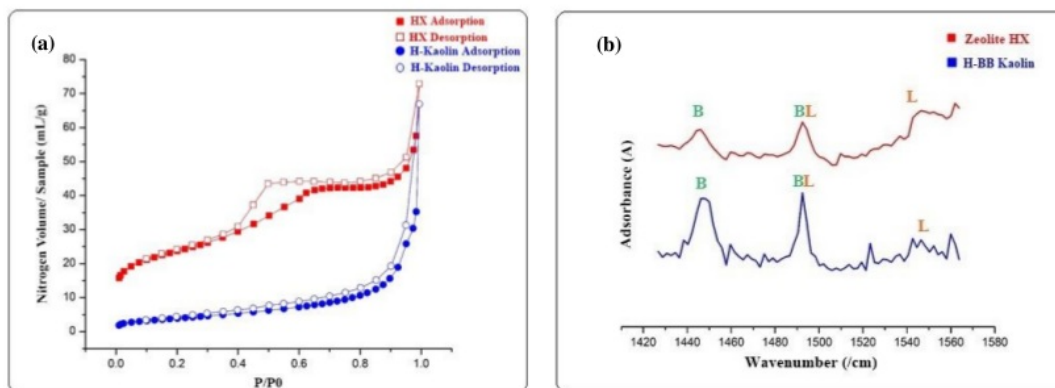


Figure 2. (a) Nitrogen adsorption-desorption isotherm of zeolite HX and kaolin, (b) FTIR spectra of pyridine-adsorption on zeolite HX and kaolin

Table 1. Surface and Pore Analysis of the zeolite HX and kaolin

Sample	$S_{\text{BET}}^{\text{a}}$ ( $\text{m}^2/\text{g}$ )	$S_{\text{meso}}^{\text{d}}$ ( $\text{m}^2/\text{g}$ )	$S_{\text{mikro}}$ ( $\text{m}^2/\text{g}$ )	$V_{\text{meso}}^{\text{b}}$ ( $\text{cm}^3\text{g}^{-1}$ )	$V_{\text{mikro}}^{\text{b}}$ ( $\text{cm}^3\text{g}^{-1}$ )	$V_{\text{total pori}}^{\text{c}}$ ( $\text{cm}^3\text{g}^{-1}$ )	$D_{\text{meso}}^{\text{d}}$ (nm)	$D_{\text{mikro}}^{\text{e}}$ (nm)
Kaolin	14.51	16.182	-	0.130	0.006	1.348	3.06; 3.84	0.35; 0.90
Zeolite HX	80.24	57.169	23.071	0.096	0.027	2.256	3.41	1.47

Figure 3 shows pore size distribution analyzed by BJH and SF method. The pore size analysis of the synthesized zeolite HX indicated the presence of mesopores structure with average diameter of 3.41 nm (Figure 3(a) and micropores structure with average size of 1.47 nm (Figure 3(b)). The mesoporous structure was generated from the formation of skeletal framework during the rearrangement and condensation of tetrahedral silica.

Surface acidity of zeolite HX was analyzed using FTIR spectroscopy in the  $1700\text{-}1400\text{ cm}^{-1}$  of wavelength region (Figure 2(a)) with using pyridine as probe molecule. The pyridine molecules formed a protonated pyridium ( $\text{C}_5\text{H}_5\text{NH}^+$ ) ion upon interaction with Brønsted acidity to give adsorption at wavenumber of  $1540\text{-}1545\text{ cm}^{-1}$ . The interaction between adsorbed pyridine with Lewis acidity formed *via* coordinated bonding complex between free electron pairs of pyridine molecules with empty orbitals of the Al. This characteristic feature of the coordinated bond occurred at  $\sim 1440\text{-}1452\text{ cm}^{-1}$ . The band appeared at  $1490\text{ cm}^{-1}$  was assigned to a coordinated site of Brønsted and Lewis acid sites. The amount of Brønsted and Lewis acidity of zeolite HX were calculated as 0.1817 and 0.05314 mmol/g, respectively.

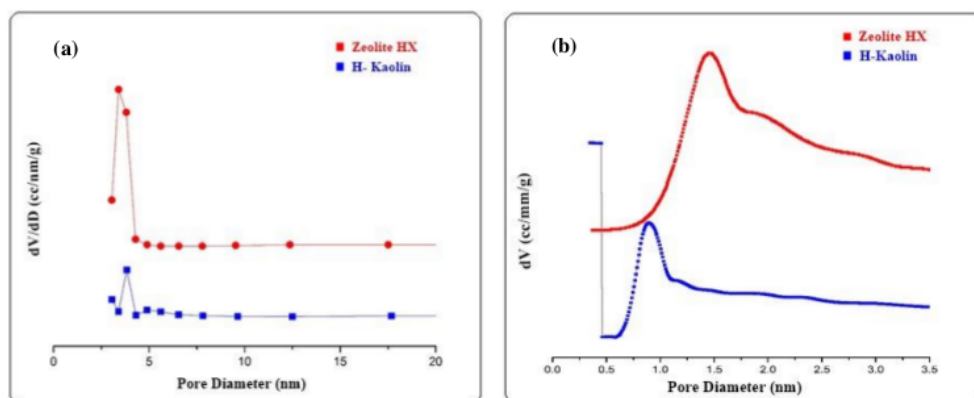


Figure 3. (a) Mesopore distribution (BJH) and (b) micropore distribution (SF) of the samples

Figure 4 shows the TEM images of the synthesized zeolite obtained following calcination in air at  $500\text{ }^{\circ}\text{C}$ . The TEM analysis showed a low transmission of electron beam images indicating the zeolite HX was formed of solid packed material without the presence of hollow structure. This indicates that the mesopore structure of the zeolite analyzed by  $\text{N}_2$  adsorption method was formed due to the intra-crystalline interaction between the particulate zeolite [14].




Figure 4. TEM image of zeolite HX

#### **Esterification of acetic acid and benzyl alcohol on zeolite HX and kaolin**

The activity of the catalyst was evaluated on the esterification of carboxylic acids with alcohol. Acetic acid was chosen as an ideal molecule for esterification reaction on zeolite HX due to the simplicity of the structure to undergo complete esterification without producing coke deposition on the catalysts surface. This is very important to prevent catalyst deactivation, particularly when long reaction was carried out. The catalyst was activated at 105 °C for 12 hours in air prior to catalytic reaction in order to remove physically adsorbed water molecules and activate the acid sites of the catalyst.

Catalytic performance of zeolite HX and the amount of acid sites were compared to kaolin and the results were illustrated in Figure 5. The esterification reaction was carried out for 4 hours, with molar ratio of acetic acid and benzyl alcohol was kept at 1: 4 ratios (AA: BA) with 2.5% wt. of catalyst was used in the reaction. Figure 5 shows the conversion of acetic acid for kaolin and zeolite HX. It was found that the catalytic activity of zeolite HX was higher than kaolin to give ~ 45.41% of acetic acid conversion. Kaolin surprisingly also showed significant activity with ~ 20.14% of acetic acid conversion within 4 hours of reaction. It is apparent that the catalytic activity of zeolite HX and kaolin were strongly dictated by the amount of acid sites presence on the catalysts surface. The amount of acid sites calculated using the peak area of adsorbed pyridine in infrared spectra showed that H-kaolin has lower Brønsted acidity but higher Lewis acidity in comparison to the zeolite HX. This suggests that the esterification of acetic acid with benzyl alcohol favors Brønsted acidity which according to the literature, it follows Eley-Rideal mechanism (Figure 9). We also suggest that the pore size of zeolite HX may also contribute to the activity of the catalyst. N<sub>2</sub> adsorption analysis revealed the micro-sized diameters of kaolin was smaller than zeolite HX, leading to difficulty of reactant to diffuse and interact with the acid sites within the pore. Furthermore, the mesopore surface area of H-kaolin was lower than zeolite HX, which has detrimental effect on the activity of the catalyst.

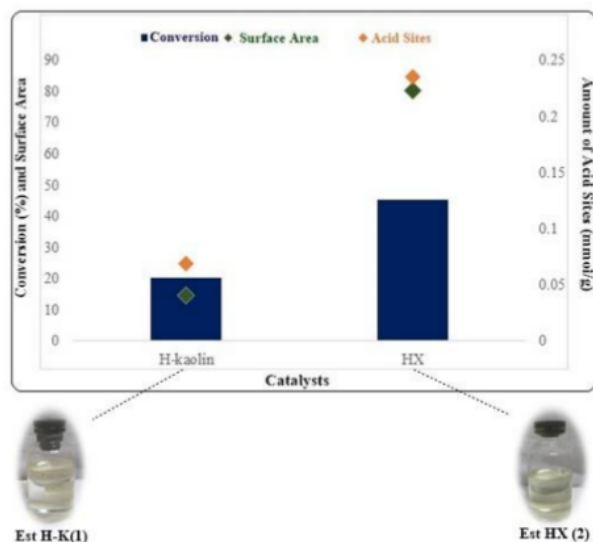


Figure 5. The conversion of acetic acid in esterification with benzyl alcohol on zeolite HX and kaolin as acid catalyst

#### Effect of acetic acid and benzyl alcohol ratio

The conversion of acetic acid was investigated by increasing the amount of benzyl alcohol in the reaction. The molar ratio of acetic acid to benzyl alcohol were varied from 1:2, 1:4 to 1:6 while using zeolite HX as catalyst. The reaction was carried out at 110 °C for 720 minutes with the product sampling and analysis were measured at 120 minutes interval. The plot of acetic acid conversion with reaction time were shown in Figure 6. The percentage of acetic acid conversion increased at 1:4 acetic acid to benzyl alcohol molar ratio to give ~58.47% conversion within 720 minutes. This is significantly higher in comparison to the 1:2 acetic acid to benzyl alcohol ratio which gives ~48.03% of acetic acid conversion. Further increasing the ratio to 1:6, the catalytic activity was decreased to give ~39.00% of acetic acid conversion. Although increasing the amount of benzyl alcohol improved catalytic conversion of acetic acid, the presence of excess benzyl alcohol also contributed to deactivation of the catalyst. We attributed this deactivation to the poisoning of acid sites on zeolite HX with benzyl alcohol that consequently inhibited the esterification reaction [15].

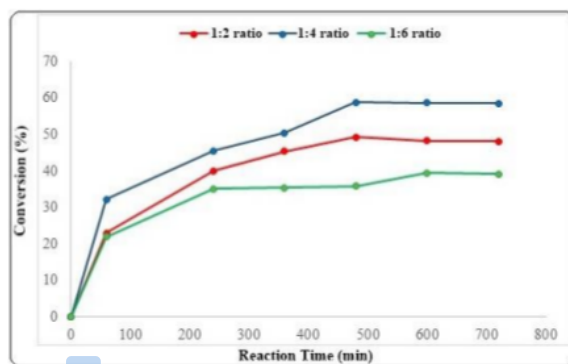


Figure 6. The influence of acetic acid to benzyl alcohol molar ratios on the conversion of acetic acid using zeolite HX as catalyst



### Effect of reaction time

Table 2 summarized detail analysis of acetic acid conversion at different reaction time while using zeolite HX as catalyst. The conversion of acetic acid within 60 mins into the reaction showed that the 1:4 ratio was higher than 1:2 and 1:6. It is interesting to see that when the ratio of acetic acid to benzyl alcohol were varied, the reaction reached steady state at different reaction time. At 1:6 molar ratio, the reaction reached steady state at 240 minutes, with extended reaction time showed negligible changes on the conversion. This further consolidate the suggestion that in the presence of excess of benzyl alcohol in the reaction, it is prone to deactivate the active sites of the catalyst, presumably by occupying the acid sites. At 1:4 molar ratio of acetic acid to benzyl alcohol, the reaction achieved steady state at 500 minutes to give maximum acetic acid conversion of 58%.

Table 2. Conversion of acetic acid (%) with varying molar ratio and reaction time on zeolite HX

Molar Ratio (AA:BA)	Time (minutes)						
	0	60	240	360	480	600	720
1 : 2	0	22.89	39.93	45.32	49.18	48.21	48.03
1 : 4	0	32.15	45.41	50.31	58.78	58.58	58.47
1 : 6	0	21.71	35.06	35.36	35.68	39.31	39.00

### Influence of the amount of acid catalyst

The influence of the amount of catalyst used during the reaction on the conversion of acetic acid were carried out by increasing the catalyst loading from 2.5%, 5% and 10% wt. Figure 7 shows the percentage of acetic acid conversion for every reaction. It is clear that the reaction was affected by the amount of acid catalyst with the conversion increased from 45.41% to 48.04%.

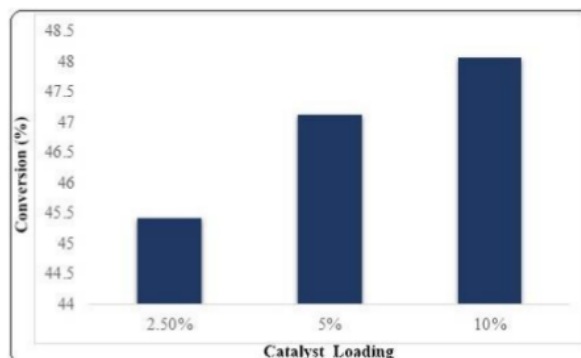


Figure 7. The influence of catalyst loading on acetic acid conversion (%)

The product of esterification reaction over zeolite HX was analyzed using GC-MS as shown in Figure 8. Only one product was detected, and it was identified as benzyl acetate. This indicate the selectivity of the reaction towards esterification product, benzyl acetate was 100%. The presence of benzyl alcohol (peak 1) and benzyl acetate (peak 2) were shown at retention time of 9.74 and 10.47 minutes (Figure 8). The catalytic mechanisms of benzyl acetate formation were proposed in Figure 9. We suggest that the reaction followed the Eley-Riedel mechanism previously proposed by Kirumaki et al. [5]. The reaction involved several mechanistic steps i.e. the adsorption of acetic acid on Brønsted acid sites that increased the electrophilicity of the carbon carbonyl; the nucleophile on benzyl alcohol interacted with the carbonyl to form an oxonium ion; proton transfer lead to water removal, and finally deprotonation to form the benzyl acetate [16].

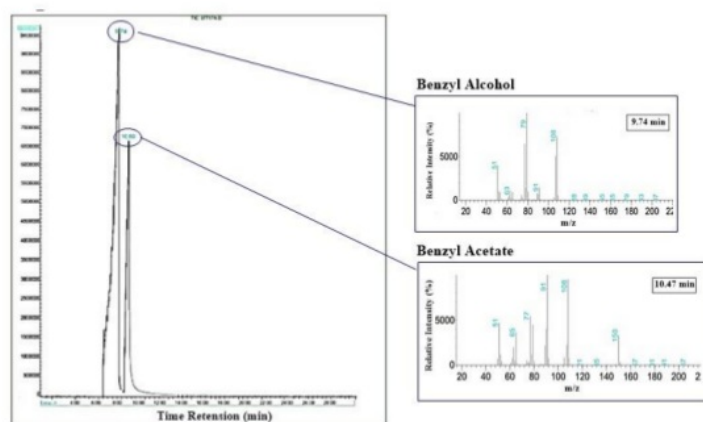


Figure 8. The GC-MS of esterification product

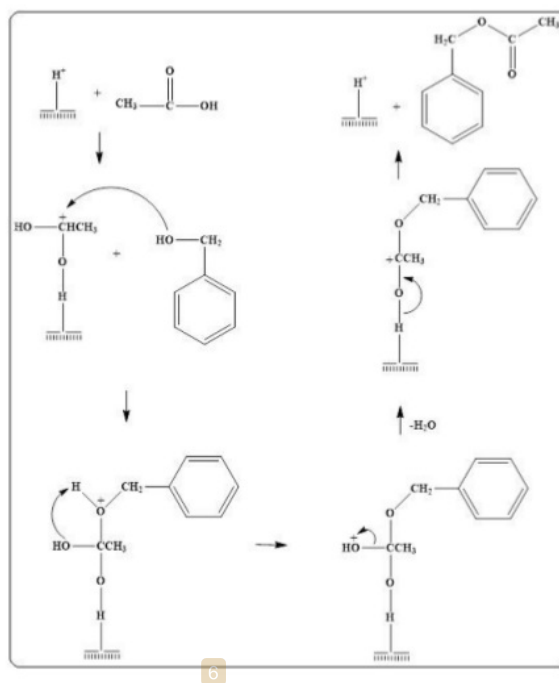


Figure 9. Proposed mechanism for esterification of acetic acid and benzyl alcohol

### Conclusion

The activity of the synthesized zeolite HX catalyst from kaolin was investigated in esterification reaction of acetic acid with benzyl alcohol. The high activity of zeolite HX catalyst in the esterification reaction of acetic acid was due to the presence of Brønsted acidity (0.1817 mmol/gram) with high surface area (80.24 m<sup>2</sup>/gram) and mesopore structure (3.41 nm). Optimization studies of the reaction revealed that varying the molar ratios of acetic acid to

benzyl alcohol increased the conversion to 58.78% with 100 % selectivity towards benzyl acetate. The conversion of acetic acid was also improved when the reaction time was increased to 720 minutes. The amount of catalyst used during the reaction was also affected the catalytic conversion of benzyl alcohol to benzyl acetate.

#### Acknowledgement

Authors would like to acknowledge the Ministry of Research and Higher Education, Indonesia, under "PBK" research grant 2017-2019.

#### References

1. Kirumakki S. R., Nagaraju N. and Narayanan S. (2003). Kinetics of esterification of aromatic carboxylic acid over zeolites H $\beta$  and HZSM5 using dimethyl carbonate. *Applied Catalysis A: General*, 248: 161-167.
2. Kirumakki S. R., Vijayashree, S. and Nagaraju, N. (2001). Catalytic esterification of benzyl alcohol with acetic acid by zeolites and their modified forms. *Indian Journal of Chemical Technology*, 8: 362-367.
3. Kirumakki S. R., Nagaraju N. and Chary K. V. R. (2006). Esterification of alcohols with acetic acid over zeolites H $\beta$ , HY and HZSM5. *Applied Catalysis A: General*, 299: 185-192.
4. Gokulakrishnan, N., Pandurangan, A. and Sinha, P. K. (2007). Esterification of acetic acid with propanol isomers under autogeneous pressure: A catalytic study of Al-MCM-41 molecular sieves. *Journal of Molecular Catalysis A: Chemical*, 263: 55-61.
5. Kirumakki S. R., Nagaraju N. and Narayanan S. (2004). A comparative esterification of benzyl alcohol with acetic acid over zeolites H $\beta$ , HY and HZSM5. *Applied Catalysis A: General*, 273: 1-9.
6. Mozgawa, W., Krol M. dan Barczyk. (2011). FT-IR of zeolites from different structural groups. *Chemik*, 65(7): 667-674.
7. Ifitahiyah, V. N. (2016). Synthesis of zeolite NaX from Bangka Belitung Kaolin as renewable source and its characterization. *Thesis*. Institut Teknologi Sepuluh Nopember, Indonesia (ITS)
8. Jermy, B. R. dan Pandurangan, A. (2005). Catalytic application of Al-MCM-41 in the esterification of acetic acid with various alcohols. *Applied Catalysis A: General*, 288(1-2): 25-33.
9. Hartati, Prasetyoko, D., Santoso, M., Bahruji, H. and Triwahyono, S. (2014). Highly active aluminosilicates with a hierarchical porous structure for acetalization of 3,4- dimethoxybenzaldehyde. *Jurnal Teknologi (Sciences & Engineering)* 69(5): 25-30.
10. Emeis, C. A. (1993). Determination of integrated molar extinction coefficients for infrared absorption bands of pyridine adsorbed on solid acid catalysts. *Journal of Catalysis*, 141: 347-354.
11. Kusumaningtyas, D., Prasetyoko, D., Suprpto., Sugeng, T., Jalil A. A. and Rosyidah, A. (2017). Esterification of benzyl alcohol with acetic acid over H-ZSM-5 mesoporous. *Bulletin of Chemical Reaction Engineering and Catalysis*, 12(2): 243-250.
12. Purnomo, C. W., Salim, C. dan Hinode, H. (2012). Synthesis of pure Na-X and Na-A zeolite from bagasse fly ash. *Microporous and Mesoporous Materials*, 162: 6-13.
13. Khoshbin, R. and Karimzadeh, R. (2017). Synthesis of mesoporous ZSM-5 from rice husk ash with ultrasound assisted alkali-treatment method used in catalytic cracking of light naphtha. *Advanced Powder Technology*, 28(8): 1888-1897.
14. Schmidt, F., Lohe, M. R., Buchner, B., Giordanino, F., Bonino, F. and Kaskel, S. (2013). Improved catalytic performance of hierarchical ZSM-5 synthesized by desilication with surfactants. *Micropore Mesopore Materials*. 165: 148-157.
15. Induri, S., Sengupta, S., dan Basu, J. K. (2010). A kinetic approach to the esterification of maleic anhydride with methanol on H-Y zeolite. *Journal of Industrial and Engineering Chemistry*, 16(3): 467-73.
16. Nandiwale K. Y., Galande N. D., Raut S. A. and Bokade V. V. (2015). Benzylolation of acetic acid to benzyl acetate over highly active and reusable micro/meso HZSM5. *Chemical Engineering Research and Design*, 93: 584-590.

# ESTERIFICATION OF ACETIC ACID AND BENZYL ALCOHOL OVER ZEOLITE HX PRODUCED FROM BANGKA BELITUNG KAOLIN

## ORIGINALITY REPORT

19%

SIMILARITY INDEX

9%

INTERNET SOURCES

16%

PUBLICATIONS

0%

STUDENT PAPERS

## PRIMARY SOURCES

- 1** [orca.cf.ac.uk](http://orca.cf.ac.uk) 2%  
Internet Source
- 2** Sami H. Ali, Sabiha Q. Merchant. "Kinetic Study of Dowex 50 Wx8-Catalyzed Esterification and Hydrolysis of Benzyl Acetate", Industrial & Engineering Chemistry Research, 2009 1%  
Publication
- 3** Xianji Guo, Nianhua Xue, Shumin Liu, Xuefeng Guo, Weiping Ding, Wenhua Hou. "One-step synthesis and structural characterization of mesoporous vanadosilicates and super-microporous vanadosilicates", Microporous and Mesoporous Materials, 2007 1%  
Publication
- 4** Gheorghita Mitran, Octavian Dumitru Pavel. "Kinetics of acetic acid esterification with propanol in the presence of supported molybdena catalysts", Reaction Kinetics, Mechanisms and Catalysis, 2014 1%

5 [essaygazebo.com](http://essaygazebo.com) 1%  
Internet Source

---

6 Panpan Zhang, Yingnan Sun, Qingqing Zhang, Yihang Guo, Daiyu Song. "Upgrading of pyrolysis biofuel via esterification of acetic acid with benzyl alcohol catalyzed by Brønsted acidic ionic liquid functionalized ethyl-bridged organosilica hollow nanospheres", Fuel, 2018 1%  
Publication

---

7 Elyssa G. Fawaz, Darine A. Salam, L. Pinard, T. Jean Daou. "Study on the catalytic performance of different crystal morphologies of HZSM-5 zeolites for the production of biodiesel: a strategy to increase catalyst effectiveness", Catalysis Science & Technology, 2019 <1%  
Publication

---

8 [pdm-mipa.ugm.ac.id](http://pdm-mipa.ugm.ac.id) <1%  
Internet Source

---

9 [link.springer.com](http://link.springer.com) <1%  
Internet Source

---

10 [www.jmb.or.kr](http://www.jmb.or.kr) <1%  
Internet Source

---

11 Cecilia Manrique, Alexander Guzmán, Roger Solano, Adriana Echavarría. "Phosphorous-Modified Beta Zeolite and Its Performance in <1%

# Vacuum Gas Oil Hydrocracking Activity", Energy & Fuels, 2019

Publication

12

[csnano.utm.my](http://csnano.utm.my)

Internet Source

<1%

13

B Saha. "Recovery of dilute acetic acid through esterification in a reactive distillation column", *Catalysis Today*, 2000

Publication

<1%

14

Zhou, Limin, Tuan-Huy Nguyen, and Adesoji A. Adesina. "The acetylation of glycerol over amberlyst-15: Kinetic and product distribution", *Fuel Processing Technology*, 2012.

Publication

<1%

15

[www.ncbi.nlm.nih.gov](http://www.ncbi.nlm.nih.gov)

Internet Source

<1%

16

Verboekend, Danny, Maria Milina, Sharon Mitchell, and Javier Pérez-Ramírez. "Hierarchical Zeolites by Desilication: Occurrence and Catalytic Impact of Recrystallization and Restructuring", *Crystal Growth & Design*, 2013.

Publication

<1%

17

Zhiwang Yang, Lei Zhao, Ziqiang Lei. "Quaternary Ammonium Salt Functionalized Methoxypolyethylene Glycols-Supported Phosphotungstic Acid Catalyst for the

<1%

## Esterification of Carboxylic Acids with Alcohols", Catalysis Letters, 2013

Publication

---

18

Chuanyu Yang, Sujuan Xie, Hui Liu, Wenjie Xin, Chao Feng, Xiujie Li, Shenglin Liu, Longya Xu, Peng Zeng. "IM-5 Zeolite Treated with Mixed Solution of NaOH and TPABr: Characterization and Application for Alkylation of Benzene with Ethanol", Catalysis Letters, 2018

Publication

---

19

[www.kona.or.jp](http://www.kona.or.jp)

Internet Source

---

20

Juan A. Melero, Rafael van Grieken, Gabriel Morales, Marta Paniagua. "Acidic Mesoporous Silica for the Acetylation of Glycerol: Synthesis of Bioadditives to Petrol Fuel", Energy & Fuels, 2007

Publication

---

21

[conference.uthm.edu.my](http://conference.uthm.edu.my)

Internet Source

---

22

Kirumakki, S.R.. "A comparative esterification of benzyl alcohol with acetic acid over zeolites H@b, HY and HZSM5", Applied Catalysis A, General, 20041008

Publication

---

23

Mamta Sharma, Ravinder Kumar Wanchoo,

<1%

<1%

<1%

<1%

<1%

<1%

Amrit Pal Toor. "Adsorption and Kinetic Parameters for Synthesis of Methyl Nonanoate over Heterogeneous Catalysts", Industrial & Engineering Chemistry Research, 2012

Publication

---

24

Widjaja, A.. "Enzymatic synthesis of caffeic acid phenethyl ester", Journal of the Chinese Institute of Chemical Engineers, 200809

Publication

---

25

De Baerdemaeker, Trees, Mathias Feyen, Thomas Vanbergen et al. "From layered zeolite precursors to zeolites with a three-dimensional porosity: textural and structural modifications through alkaline treatment", Chemistry of Materials

Publication

---

26

[docplayer.net](http://docplayer.net)

Internet Source

---

27

Li, Xiaohui, Jianhua Zhu, Qingliu Liu, and Bencheng Wu. "The removal of naphthenic acids from dewaxed VGO via esterification catalyzed by Mg–Al hydrotalcite", Fuel Processing Technology, 2013.

Publication

---

28

Reza Khoshbin, Ramin Karimzadeh. "Synthesis of mesoporous ZSM-5 from rice husk ash with ultrasound assisted alkali-treatment method

<1%

<1%

<1%

<1%

<1%



used in catalytic cracking of light naphtha",  
Advanced Powder Technology, 2017

Publication

---

29

Song, Hua, Xia Wan, Min Dai, Jiaojing Zhang, Feng Li, and Hualin Song. "Deep desulfurization of model gasoline by selective adsorption over Cu–Ce bimetal ion-exchanged Y zeolite", Fuel Processing Technology, 2013.

Publication

---

30

Galia, A.. "Transesterification of rapeseed oil over acid resins promoted by supercritical carbon dioxide", The Journal of Supercritical Fluids, 201103

Publication

---

31

Faisal M. Alotaibi, Raed H. Abudawood, Hamid A. Al-Megren, Mohammed C. Al-Kinany, Essam H. Jamea, Arthur A. Garforth. "The catalytic stability of some selected bifunctional nanoporous-based catalysts in the hydroisomerisation of n-C7 and the effect of post-synthesis modification techniques", Applied Petrochemical Research, 2014

Publication

---

32

[repositorium.sdum.uminho.pt](http://repositorium.sdum.uminho.pt)

Internet Source

---

33

Duangkamon Suttipat, Wannaruedee Wannapakdee, Thittaya Yutthalekha, Somlak

<1%

<1%

<1%

<1%

<1%

Ittisanronnachai et al. "Hierarchical FAU/ZIF-8 hybrid materials as highly efficient acid-base catalysts for aldol condensation", ACS Applied Materials & Interfaces, 2018

Publication

34

Atsushi Satsuma, Yuichi Kamiya, Yenni Westi, Tadashi Hattori. "Dimethylpyridine-temperature programmed desorption (DMP-TPD) for measurement of strength of Brønsted and Lewis acid sites on metal oxide catalysts", Applied Catalysis A: General, 2000

Publication

<1%

35

[ikee.lib.auth.gr](http://ikee.lib.auth.gr)

Internet Source

<1%

36

[www.iich.gliwice.pl](http://www.iich.gliwice.pl)

Internet Source

<1%

37

[sutir.sut.ac.th:8080](http://sutir.sut.ac.th:8080)

Internet Source

<1%

38

Dongmin Han, Yanhong Chen, Chunyi Li. "The hydrothermal stability of the alkali-treated ZSM-5 and its catalytic performance in catalytic cracking of VGO", Chemical Papers, 2018

Publication

<1%

39

Tian, Fuping, Qicheng Shen, Zhikai Fu, Yihui Wu, and Cuiying Jia. "Enhanced adsorption desulfurization performance over hierarchically

<1%

structured zeolite Y", Fuel Processing  
Technology, 2014.

Publication

40

[poj.ippi.ac.ir](http://poj.ippi.ac.ir)

Internet Source

<1%

41

Vikranth Volli, M. K. Purkait. "Preparation and characterization of hydrotalcite-like materials from flyash for transesterification", Clean Technologies and Environmental Policy, 2015

Publication

<1%

42

Patel, Anjali, and Sukriti Singh. "Bifunctional Catalytic Activity of 12-Tungstophosphoric Acid Impregnated to Different Supports for Esterification and Oxidation of Benzyl Alcohol: A Comparative Study on Catalytic Activity and Kinetics", Industrial & Engineering Chemistry Research, 2013.

Publication

<1%

43

203.158.6.22:8080

Internet Source

<1%

44

Kakasaheb Y. Nandiwale, Nitish D. Galande, Sunil A. Raut, Vijay V. Bokade. "Benzylation of acetic acid to benzyl acetate over highly active and reusable Micro/Meso-HZSM-5", Chemical Engineering Research and Design, 2015

Publication

<1%

Johan C. Groen, Jacob A. Moulijn, Javier Pérez-

45 Ramírez. "Alkaline Posttreatment of MFI Zeolites. From Accelerated Screening to Scale-up", Industrial & Engineering Chemistry Research, 2007

Publication

<1%

46 "Acidic Properties of Hierarchical Zeolites", Mesoporous Zeolites, 2015.

Publication

<1%

47 Sharath R. Kirumakki, N. Nagaraju, Sankarasubbier Narayanan. "A comparative esterification of benzyl alcohol with acetic acid over zeolites H $\beta$ , HY and HZSM5", Applied Catalysis A: General, 2004

Publication

<1%

48 [www.asianjournalofchemistry.co.in](http://www.asianjournalofchemistry.co.in)

Internet Source

<1%

49 Anurag Tiwari, Amit Keshav, Shubhankar Bhowmick. "Optimization of Esterification of Propionic Acid with Ethanol Catalyzed by Solid Acid Catalysts using Response Surface Methodology (RSM): A Kinetic Approach", International Journal of Chemical Reactor Engineering, 2017

Publication

<1%

50 Yuannan Xiong, Wenqi Chen, Aiwu Zeng. "Optimization for catalytic performances of H $\beta$  zeolite in the acylation of 2-methylfuran by

<1%

surface modification and solvents effect",  
Research on Chemical Intermediates, 2016

Publication

---

51

Ran Liu, Ke Zhang, Chen Liu, Yanhui Hu, Lilong Zhou, Juan Zhang. "Catalytic synthesis of *n*-butyl carboxylate with immobilized ionic liquid based on response surface methodology optimization", Royal Society Open Science, 2019

<1%

Publication

---

52

Kaewta Suwannakarn, Edgar Lotero, James G. Goodwin. "Solid Brønsted Acid Catalysis in the Gas-Phase Esterification of Acetic Acid", Industrial & Engineering Chemistry Research, 2007

<1%

Publication

---

53

Atsushi Ishihara, Kosuke Tatebe, Tadanori Hashimoto, Hiroyuki Nasu. "Preparation of Silica, Alumina, Titania, and Zirconia with Different Pore Sizes Using Sol–Gel Method and Their Properties as Matrices in Catalytic Cracking", Industrial & Engineering Chemistry Research, 2018

<1%

Publication

---

54

Kwak, Kyoung-Yeol, Min-Sung Kim, Dae-Won Lee, Young-Hoon Cho, Jeongsik Han, Tae Soo Kwon, and Kwan-Young Lee. "Synthesis of cyclopentadiene trimer (tricyclopentadiene) over

<1%

# zeolites and Al-MCM-41: The effects of pore size and acidity", Fuel, 2014.

Publication

---

---

Exclude quotes      Off

Exclude matches      Off

Exclude bibliography      On

# ESTERIFICATION OF ACETIC ACID AND BENZYL ALCOHOL OVER ZEOLITE HX PRODUCED FROM BANGKA BELITUNG KAOLIN

---

## GRADEMARK REPORT

---

FINAL GRADE

**/0**

GENERAL COMMENTS

**Instructor**

---

PAGE 1

---

PAGE 2

---

PAGE 3

---

PAGE 4

---

PAGE 5

---

PAGE 6

---

PAGE 7

---

PAGE 8

---

PAGE 9

---

PAGE 10

---