

PAPER • OPEN ACCESS

## Committee

To cite this article: 2019 *IOP Conf. Ser.: Earth Environ. Sci.* **217** 011002

View the [article online](#) for updates and enhancements.



**IOP | ebooks™**

Bringing you innovative digital publishing with leading voices to create your essential collection of books in STEM research.

Start exploring the collection - download the first chapter of every title for free.

## COMMITTEE

### The Chairman

1. Dr. Purkan, M.Si, Chemistry Department, Faculty of Science and Technology, Universitas Airlangga, Indonesia.
2. Dr. Sri Sumarsih, M.Si, Chemistry Department, Faculty of Science and Technology, Universitas Airlangga, Indonesia

### Steering Committee

1. Dr. Abdulloh, M.Si, Chemistry Department, Faculty of Science and Technology, Universitas Airlangga, Indonesia
2. Dr. Alfinda Novi Kristanti, DEA (Chemistry Department, Faculty of Science and Technology, Universitas Airlangga, Indonesia
3. Dr. Ni'matuzarroh, M.Si, Biology Department, Faculty of Science and Technology, Universitas Airlangga, Indonesia
4. Satya Candra Wibawa Sakti, M.Sc, Ph.D, Chemistry Department, Faculty of Science and Technology, Universitas Airlangga, Indonesia
5. Harsasi Setyawati, S.Si, M.Si, Chemistry Department, Faculty of Science and Technology, Universitas Airlangga, Indonesia
6. Ahmadi Jaya Permana, S.Si, M.Si, Chemistry Department, Faculty of Science and Technology, Universitas Airlangga, Indonesia
7. Kautsar UI Haq, S.Si, M.Si, Chemistry Department, Faculty of Science and Technology, Universitas Airlangga, Indonesia
8. Dr. Rico Ramadhan, M.Sc, Chemistry Department, Faculty of Science and Technology, Universitas Airlangga, Indonesia
9. Dr. Indeswati Diyatri, drg., M.S, Faculty of Dentistry, Universitas Airlangga
10. Dr. Dian Mulawarmanti, drg., M.S, Faculty of Dentistry, Hang Tuah University, Surabaya Indonesia

### Scientific Committee

#### Editors:

1. Ali Rohman, M.Si, Ph.D, Chemistry Department, Faculty of Science and Technology, Universitas Airlangga, Indonesia
2. M. Zakki Fahmi, M.Si, Ph.D, Chemistry Department, Faculty of Science and Technology, Universitas Airlangga, Indonesia
3. Dr. Verawat Champreda, M.Sc, National Center for Genetic Engineering and Biotechnology (BIOTEC), Thailand
4. Dr. Sehanat Prasongsuk, Department of Botany, Chulangkorn Universty, Thailand



**Reviewers :**

1. Prof. Ni Nyoman Tri Puspaningsih, M.Si, Biochemistry Research Division, Faculty of Science and Technology, Universitas Airlangga, Indonesia
2. Prof. dr. Soetjipto, MS., Ph.D, Biochemistry Department, Faculty of Medicine, Universitas Airlangga
3. Prof. Seung Wook Kim, Dept of Chemical and Biological Eng, Korea University
4. Prof. Rendy Kartika, Chemistry Department, Louisiana State University, Baton Rouge, LA
5. Prof. Hunsa Punnapayak, Department of Botany, Chulalongkorn University, Thailand
6. Prof. Antonius Suwanto, Division of Microbiology, Institut Pertanian Bogor, Indonesia
7. Prof. Dessy Natalia, Biochemistry Research Division, Faculty of Mathematics and Natural Sciences, Institut Teknologi Bandung, Indonesia
8. Prof. Dr, Suraini Abdul Aziz, Faculty of Biotechnology and Biomolecular Sciences, University Putra Malaysia
9. Prof. Afaf Baktir, Biochemistry Research Division, Faculty of Science and Technology, Universitas Airlangga, Indonesia
10. Dr. Mulyadi Tanjung, M.Si, Natural Product Research Division, Faculty of Science and Technology, Universitas Airlangga, Indonesia
11. Tjitjik Srie Tjahjandarie, Ph.D, Natural Product Research Division, Faculty of Science and Technology, Universitas Airlangga, Indonesia
12. Prof Fedik Rantam, Stem Cell Research Division, Faculty of Veterinary, Universitas Airlangga, Indonesia
13. Prof. Yosephine Sri Wulan Manuhara, Biology Department, Faculty of Science and Technology, Universitas Airlangga, Indonesia
14. Dr. Hery Suwito, M.Si (Chemistry Department, Faculty of Science and Technology, Universitas Airlangga, Indonesia
15. Dr. Nanik Siti Aminah, M.Si, Chemistry Department, Faculty of Science and Technology, Universitas Airlangga, Indonesia
16. Dr. rer. nat. Ganden Supriyanto, M.,Sc, Chemistry Department, Faculty of Science and Technology, Universitas Airlangga, Indonesia
17. Dr. Pratiwi Pudjiastuti, M.Si, Chemistry Department, Faculty of Science and Technology, Universitas Airlangga, Indonesia

This site uses cookies. By continuing to use this site you agree to our use of cookies. To find out more, see our [Privacy and Cookies policy](#).



## IOP Publishing

Get new quote

### IOP Conference Series team



**Anete Ashton**

Publisher, Conference Series

Anete Ashton is the Publisher for the proceedings programme at IOP Publishing. With an MA in linguistics and over ten years' experience in proceedings publication she has developed and grown the IOP Conference Series and has commissioned some of the most prestigious conferences in physics and related subject areas.

E-mail [Anete Ashton](#)

Tel +44 (0)117 930 1280



**Steph Gill**

Commissioning Editor

Steph joined the Conference Series team after eight years in the Production department. She has a degree in Media and Film from the University of Winchester.

E-mail [Steph Gill](#)

Tel +44 (0)117 930 1252



**Kayleigh Parsons**

Conference Publishing Co-ordinator, Conference Series

Kayleigh looks after the day-to-day operations of IOP Conference Series, including commissioning content and liaising with conference organizers/editors. Kayleigh joined IOP Publishing back in 2008 working in Publishing, she then took 18 months off to travel but re-joined the company in 2015. Kayleigh then joined the Conference Series team in 2018.

E-mail [Kayleigh Parsons](#)

Tel +44 (0)117 930 1888

---

## Contact us

Publication procedure and editorial questions can be sent to the individual journal e-mail addresses:

- *Journal of Physics: Conference Series*  
[jpcs@iopublishing.org](mailto:jpcs@iopublishing.org)
  - *IOP Conference Series: Materials Science and Engineering*  
[mse@iopublishing.org](mailto:mse@iopublishing.org)
  - *IOP Conference Series: Earth and Environmental Science*  
[ees@iopublishing.org](mailto:ees@iopublishing.org)
  - Or to the general address:  
[conferenceseries@iopublishing.org](mailto:conferenceseries@iopublishing.org)
-

This site uses cookies. By continuing to use this site you agree to our use of cookies. To find out more, see our [Privacy and Cookies policy](#).



# Table of contents

## Volume 217

**2019**

◀ Previous issue      Next issue ▶

**The 12th Congress of Indonesian Soc. for Biochemistry and Molecular Biology in Conjunction With The 2nd Int. Conf. "Collaboration Seminar of Chemistry and Industry (CoSCI)" and AnMicro Workshop  
11-12 October 2018, Universitas Airlangga, Indonesia**

[View all abstracts](#)

**Accepted papers received: 21 November 2018**

**Published online: 9 January 2019**

### Preface

**OPEN ACCESS**

011001

The 12th Congress of Indonesian Society for Biochemistry and Molecular Biology in Conjunction With The 2nd International Conference "Collaboration Seminar of Chemistry and Industry (CoSCI)" and AnMicro Workshop

[+ View abstract](#)      [View article](#)      [PDF](#)

**OPEN ACCESS**

011002

Committee

[+ View abstract](#)      [View article](#)      [PDF](#)

**OPEN ACCESS**

011003

Conference Photographs

[+ View abstract](#)      [View article](#)      [PDF](#)

**OPEN ACCESS**

011004

Peer review statement

[+ View abstract](#)      [View article](#)      [PDF](#)

## Papers

### Chemistry

**OPEN ACCESS**

012001

#### Facile Sol-Gel Synthesis of Calcium Phosphates: Influence of Ca/P Ratio and Calcination Temperature

A J Permana, A T Utami, U S Handajani and H Setyawati

[+ View abstract](#) [View article](#) [PDF](#)**OPEN ACCESS**

012002

#### Determination of Brønsted Acid Sites In Porous Aluminosilicate Solid Catalysts Using Volumetric And Potentiometric Titration Method

A Purwaningsih, A N Kristanti, D Z Mardho, D W Saraswati, N M Putri, N H Saputri and Hartati

[+ View abstract](#) [View article](#) [PDF](#)**OPEN ACCESS**

012003

#### Carbon Paste Electrode Modified Imprinted Zeolite as a Selective Sensor for Creatine Analysis by Potentiometry

A. Athiroh, T Fadillah, D F Damayanti, A A Widati, A Abdulloh and M Khasanah

[+ View abstract](#) [View article](#) [PDF](#)**OPEN ACCESS**

012004

#### Voltammetric Study of Ascorbic Acid Using Polymelamine/Gold Nanoparticle Modified Carbon Paste Electrode

A N Farida, E Fitriany, A Baktir, F Kurniawan and M Harsini

[+ View abstract](#) [View article](#) [PDF](#)**OPEN ACCESS**

012005

#### Synthesis of Silver Nanoparticles and the Development in Analysis Method

H I Badi'ah, F Seede, G Supriyanto and A H Zaidan

[+ View abstract](#) [View article](#) [PDF](#)**OPEN ACCESS**

012006

#### Two Flavonoids From Stem Bark of *Casimiroa edulis* and Their Antidiabetic and Antioxidant Activities

K N W Tun, N S Aminah, A N Kristanti, R Ramadhan and Y Takaya

[+ View abstract](#) [View article](#) [PDF](#)**OPEN ACCESS**

012007

#### Graphene Oxide from Bagasse/Magnetite Composite: Preparation and Characterization

M Jannatin, G Supriyanto, Abdulloh, W A W Ibrahim and N K Rukman

[+ View abstract](#) [View article](#) [PDF](#)

**OPEN ACCESS**

012008

**GO-Fe<sub>3</sub>O<sub>4</sub> Nanocomposite from coconut shell: Synthesis and characterization**

N K Rukman, M Jannatin, G Supriyanto, M Z Fahmi and W A W Ibrahim

[+ View abstract](#) [View article](#) [PDF](#)**OPEN ACCESS**

012009

**First Order Kinetics of Salicylamide Release from  $\kappa$ -Carrageenan Hard Shell Capsules in Comparison with Gelatin**

P Pudjiastuti, E Hendradi, S Wafiroh, H Darmokoesoemo, M A R D Fauzi, L Nahar and S D Sarker

[+ View abstract](#) [View article](#) [PDF](#)**OPEN ACCESS**

012010

**Chromanone Acid Derivatives from the Stem Bark of *Calophyllum incrasatum***

U Hasanah, T S Tjahjandarie and M Tanjung

[+ View abstract](#) [View article](#) [PDF](#)**OPEN ACCESS**

012011

**Preparation Hydrophobic Fabric Coated by TiO<sub>2</sub> and Hexadecyltrimethoxysilane**

U S Handajani, A A Widati and I N Yusbainika

[+ View abstract](#) [View article](#) [PDF](#)**OPEN ACCESS**

012012

**Kecombrang (*Etilingera elatio*) Leaves Ethanol Extract Effect to Lens and Erythrocyte Aldose Reductase Activity in Wistar strain white rats (*Rattus norvegicus*) Streptozotocin induced**

S Handayani, H Notopuro and G I Prabowo

[+ View abstract](#) [View article](#) [PDF](#)**OPEN ACCESS**

012013

**Adsorption of Isopropyl Alcohol (IPA) in Water Using Activated Bentonite**

A Abdulloh, G Supriyanto and O W Ningsih

[+ View abstract](#) [View article](#) [PDF](#)**OPEN ACCESS**

012014

**Production of Nanopropolis Using High Pressure Ball Mill Homogenizer**

D Hamdi, A Wijanarko, H Hermansyah, S C Asih and M Sahlan

[+ View abstract](#) [View article](#) [PDF](#)**OPEN ACCESS**

012015

**Synthesis of ZnO-TiO<sub>2</sub>/Chitosan Nanorods By Using Precipitation Methods and Studying Their Structures and Optics Properties at Different Precursor Molar Compositions**

Y Rilda, D Damara, Syukri, Y E Putri, Refinel and A Agustien

[+ View abstract](#) [View article](#) [PDF](#)



**OPEN ACCESS**

012016

Phytochemical Screening and Antioxidant Activity of Ethanol Extract of Leilem (*Clerodendrum minahassae* Teijsm. & Binn) as an Antihyperlipidemic and Antiatherosclerotic Agent

C F Kairupan, F R Mantiri and R R H Rumende

[+ View abstract](#) [View article](#) [PDF](#)**OPEN ACCESS**

012017

Concentration of Some Metals in Water and Soil Samples at Some Locations near the Hotmud Flow at Porong Disaster Area, Sidoarjo, East Java, Indonesia.

A Wiryawan, R Suntari, Z Kusuma and Syekhfani

[+ View abstract](#) [View article](#) [PDF](#)**OPEN ACCESS**

012018

The Effect of Roselle (*Hibiscus sabdariffa* Linn) Flower Extract To The SGPT Activity In Male Wistar Rats (*Rattus Norvegicus*) Induced By High Dose Paracetamol

D Halim, E J Sihning and Tehupuring

[+ View abstract](#) [View article](#) [PDF](#)**OPEN ACCESS**

012019

Antioxidant Exploration in Cardamom Rhizome Potential as a Functional Food Ingredient

H Winarsi, A Yuniaty and Warsinah

[+ View abstract](#) [View article](#) [PDF](#)**OPEN ACCESS**

012020

Effect of Gambir Catechin Isolate (*Uncaria Gambir* Roxb.) Against Rat Triacylglycerol Level (*Rattus novergicus*)

Y Alioes, R R Sukma and S L Sekar

[+ View abstract](#) [View article](#) [PDF](#)

## Biochemistry and Molecular Biology

**OPEN ACCESS**

012021

Exploration of Cellulolytic Microorganism as A Biocatalyst Candidate for Liquid Fertilizer Production

N Halimah, A Baktir and P Purkan

[+ View abstract](#) [View article](#) [PDF](#)**OPEN ACCESS**

012022

Antibody Titers in The Sheep which were Immunated Antigen of *Whole* Protein from Third Instar Larvae *Musca domestica*

B Ariantini, H Ratnani, E M Luqman and P Hastutiek

[+ View abstract](#) [View article](#) [PDF](#)

**OPEN ACCESS**

012023

### Lemon (*Citrus limon*) Juice Has Antibacterial Potential against Diarrhea-Causing Pathogen

ER Ekawati and W Darmanto

[+ View abstract](#) [View article](#) [PDF](#)**OPEN ACCESS**

012024

### Genetic Relationship of *Hibiscus* spp. Based on DNA bands Using RAPD Technique

Hamidah and A Z Muhtadi

[+ View abstract](#) [View article](#) [PDF](#)**OPEN ACCESS**

012025

### Effect of *Sticophus hermanii* extract on fasting blood glucose and skeletal muscle glut4 on type 2 diabetes mellitus rats model

I Safitri, B Purwanto, L Rochyani, G I Prabowo and D Sukmaya

[+ View abstract](#) [View article](#) [PDF](#)**OPEN ACCESS**

012026

### Callus Induction and Bioactive Compounds from *Piper betle* L. var nigra

Junairiah, A Mahmuda, Y S W Manuhara, Ni'matuzahroh and L Sulistyorini

[+ View abstract](#) [View article](#) [PDF](#)**OPEN ACCESS**

012027

### Antimicrobial Activity of Ethanol Extract of *Abrus precatorius* L. Roots against Planktonic Cells and Biofilm of Urine and Blood Methicillin Sensitive *Staphylococcus aureus* (MSSA) Isolate

B Mutmainnah, Ni'matuzahroh and A Baktir

[+ View abstract](#) [View article](#) [PDF](#)**OPEN ACCESS**

012028

### Utilization of Rice Straw Hydrolysis Product of *Penicillium* sp. H9 as A Substrate of Biosurfactant Production by LII61 Hydrocarbonoclastic Bacteria

Ni'matuzahroh, S K Sari, N Trikurniadewi, A D Pusfita, I P Ningrum, S N M M Ibrahim, T Nurhariyati, Fatimah and T Surtiningsih

[+ View abstract](#) [View article](#) [PDF](#)**OPEN ACCESS**

012029

### Carbon and Nitrogen Sources for Lipase Production of *Micrococcus* sp. Isolated from Palm Oil Mill Effluent-Contaminated Soil

S. Sumarsih, S. Hadi, D.G.T. Andini and F.K. Nafsihana

[+ View abstract](#) [View article](#) [PDF](#)**OPEN ACCESS**

012030

## Cytotoxicity of Combination Chitosan with Different Molecular Weight and Ethanol Extracted *Aloe vera* using MTT Assay

Sularsih, Soetjipto and Retno Pudji Rahayu

[+](#) View abstract [View article](#) [PDF](#)

---

**OPEN ACCESS**

012031

## Hepatoprotective Effect of Gamma-mangostin for Amelioration of Impaired Liver Structure and Function in Streptozotocin-induced Diabetic Mice

S A Husen, D Winarni, Salamun, A N M Ansori, R J K Susilo and S Hayaza

[+](#) View abstract [View article](#) [PDF](#)

---

**OPEN ACCESS**

012032

## Utility of *Saccharomyces cerevisiae* As Probiotics to Induce Protease Production For Worms Feed Improvement

R Arissirajudin, S Hadi, Abdillah Safa and P Purkan

[+](#) View abstract [View article](#) [PDF](#)

---

**OPEN ACCESS**

012033

## Induction of Angiogenesis Process in Mandible Using *Anadara granosa* Shell Graft (Experimental Laboratory Study on *Rattus norvegicus*)

Widyastuti, M Rubianto and Soetjipto

[+](#) View abstract [View article](#) [PDF](#)

---

**OPEN ACCESS**

012034

## Dehalogenase enzyme activity of *Bacillus* sp. D1 isolated from pharmaceutical waste

K Primasari, D W Sawitri, R Fikri, N Trikurniadewi, Ni'matuzahroh and G Supriyanto

[+](#) View abstract [View article](#) [PDF](#)

---

**OPEN ACCESS**

012035

## The impact of conditioned medium of umbilical cord-derived mesenchymal stem cells toward apoptosis and proliferation of glioblastoma multiforme cells

Novi Silvia Hardiany, Yohana and Septelia Inawati Wanandi

[+](#) View abstract [View article](#) [PDF](#)

---

**OPEN ACCESS**

012036

## Utilization of Bromelain Enzyme from Pineapple Peel Waste on Mouthwash Formula Against *Streptococcus mutans*

H Rahmi, A Widayanti and A Hanif

[+](#) View abstract [View article](#) [PDF](#)

---

**OPEN ACCESS**

012037

## Michaelis-Menten Parameters Characterization of Commercial Papain Enzyme "Paya"

Mathias Elsson, Anondho Wijanarko, Heri Hermansyah and Muhamad Sahlan

[+](#) View abstract [View article](#) [PDF](#)

---

**OPEN ACCESS**

012038

**The effect of cytoglobin gene inhibition on fibroblast keloid cells proliferation**

S W A Jusman, F M Siregar, M Sadikin and N S Hardiany

[+](#) View abstract [View article](#) [PDF](#)

---

**OPEN ACCESS**

012039

**Effect of IPTG Concentration on Recombinant Human Prethrombin-2 Expression in *Escherichia coli* BL21(DE3) ArcticExpress**

S Silaban, S Gaffar, M Simorangkir, I P Maksum and T Subroto

[+](#) View abstract [View article](#) [PDF](#)

---

**OPEN ACCESS**

012040

**Exploration of *Chlorella sp.* as antibacterial to *Aggregatibacter actinomycetemcomitans* biofilm**

P F Christabel, M V Hernando, C A Sutanto and K Parisihni

[+](#) View abstract [View article](#) [PDF](#)

---

**OPEN ACCESS**

012041

**The Influence of Ethanolic Root Extracts of *Ruellia tuberosa* L. on Pancreatic Protease Activity and MDA Level of Rats (*Rattus norvegicus*) Induced by MLD-STZ**

A Roosdiana, Sutrisno, C Mahdi and A Safitri

[+](#) View abstract [View article](#) [PDF](#)

---

**OPEN ACCESS**

012042

**The Effect of spirulina on Apoptosis (Stored Biology Materials) To Pregnant Rat Wistar in the Second Trimester Wich is Induced By IL-6**

Y Rani, H Gondo and N K Indahsari

[+](#) View abstract [View article](#) [PDF](#)

---

**OPEN ACCESS**

012043

**Revealing the important role of allosteric property in sucrose phosphate synthase from sugarcane with N-terminal domain deletion**

W D Sawitri and B Sugiharto

[+](#) View abstract [View article](#) [PDF](#)

---

**OPEN ACCESS**

012044

**Potential of marine chitinolytic *Bacillus* isolates as biocontrol agents of phytopathogenic fungi**

E Kurniawan, S Panphon and M Leelakriangsak

[+](#) View abstract [View article](#) [PDF](#)

**OPEN ACCESS**

012045

Identification of  $\alpha$ -amylase gene by PCR and activity of thermostable  $\alpha$ -amylase from thermophilic *Anoxybacillus thermarum* isolated from Remboken hot spring in Minahasa, Indonesia

F R Mantiri, R R H Rumende and S Sudewi

[+](#) View abstract [View article](#) [PDF](#)

**OPEN ACCESS**

012046

Broccoli Extract (*Brassica oleracea*) Decrease Periarticular Malondialdehyde Level and Disease Activity Score in Rats (*Rattus norvegicus*) with Adjuvant Arthritis

S Prabowo

[+](#) View abstract [View article](#) [PDF](#)

**OPEN ACCESS**

012047

Synthesis of Aldehyde-Silica Nanoparticle for Matrix Immobilization of Endo- $\beta$ -1,4-D-xylanase

A A I Ratnadewi, S Trissa, Suwardiyanto, W Handayani, A B Santoso and Sudarko

[+](#) View abstract [View article](#) [PDF](#)

## Medicine

**OPEN ACCESS**

012048

Counselling and Screening of Hepatitis B Virus Infection In Dukuh Kupang Community, Dukuh Pakis District, Surabaya

C D K Wungu, S Khaerunnisa, I Humairah, L Lukitasari, E Qurnianingsih, G I Prabowo, Sudarno, R Handajani and Suhartati

[+](#) View abstract [View article](#) [PDF](#)

**OPEN ACCESS**

012049

Correlation Between Oxidative Stress With Clinical Symptoms In Chronic Schizophrenic Patients In Psychiatric Unit of Dr Soetomo General Hospital Surabaya

G I Prabowo, M M Maramis, E Yulianti, A Zulaikha, Z B Syulthoni, C D K Wungu, H M Margono and R Handajani

[+](#) View abstract [View article](#) [PDF](#)

**OPEN ACCESS**

012050

Antigenic Protein Profile of *Streptococcus mutans* Biofilm For Developing of Dental Caries and Periodontal Disease Risk Biomarker

M Ni'mah, I L Kriswandini and A Baktir

[+](#) View abstract [View article](#) [PDF](#)

**OPEN ACCESS**

012051

Detection Of Hepatitis C Virus (Hcv) Infection And Its Genotype In Patients At Hepatology Outpatient Clinic, Dr Soetomo General Hospital, Surabaya.

R Handajani, C D K Wungu, I Humairah, G I Prabowo, U Cholili, M Amin, P B Setiawan and Soetjipto

[+ View abstract](#) [View article](#) [PDF](#)

---

**OPEN ACCESS**

012052

### Endothelial Dysfunction Improvement Mechanism By Hyperbaric Oxygen In Sprague Dawley By High-Cholesterol Diet

H Setianingsih, Soetjipto, I K Sudiana and G Suryokusumo

[+ View abstract](#) [View article](#) [PDF](#)

---

**OPEN ACCESS**

012053

### Correlation of Homocysteine Levels With Folate Acid, Cyanocobalamine, and Pyridoxine Serum Levels In Acute Infark Miocard Patients

D Pertiwi and R Yaswir

[+ View abstract](#) [View article](#) [PDF](#)

---

**OPEN ACCESS**

012054

### Taurine Intakes Increase Superoxide Dismutase Activity in Knee Osteoarthritis

A A E W Saraswati, D Sunardi, A M T Lubis, F Heru and N Mudjihartini

[+ View abstract](#) [View article](#) [PDF](#)

---

**OPEN ACCESS**

012055

### Association Between the Ratio of Omega-6/Omega-3 Fatty Acids Intake to Plasma Malondialdehyde Level in Patients with Knee Osteoarthritis

S R Angelia, N R M Manikam, A M T Lubis, C Siagian and N Mudjihartini

[+ View abstract](#) [View article](#) [PDF](#)

---

**OPEN ACCESS**

012056

### Enhance of IL-22 expression in Oral Candidiasis Immunosupressed Model with *Acanthus ilicifolius* Extract Therapy

D Andriani and A F Pargaputri

[+ View abstract](#) [View article](#) [PDF](#)

---

**OPEN ACCESS**

012057

### Expression Of Runx2 And Osteoblast Cell On The Periodontal Of Diabetes Mellitus Wistar Rat With Diet Extract Lemuru Fish Oils Treatment

W D Damaiyanti, K Parisihni, D Mulawarmanti, H Kurniawan and Widyastuti

[+ View abstract](#) [View article](#) [PDF](#)

---

**OPEN ACCESS**

012058

### *Stichopus hermanii* stimulation to Runx2 expression as Periodontal Remodeling Biomarkers to accelerate Orthodontic Tooth Movement

N Prameswari and B Handayani

[+ View abstract](#) [View article](#) [PDF](#)

**OPEN ACCESS**

012059

### The Differences of Effectiveness HBO 2,4 ATA Between 7 and 10 Days In Bone Remodelling of Tension Area of Orthodontic Tooth Movement

A Brahmanta, D Mulawarmanti, F Z Ramadhani and W Widowati

[+ View abstract](#) [View article](#) [PDF](#)**OPEN ACCESS**

012060

### The Effect of Sticopus Hermanii-Hyperbaric Oxygen Therapy to Inflammatory Response of Diabetic Periodontitis

D Mulawarmanti, K Parisihni and Widyastuti

[+ View abstract](#) [View article](#) [PDF](#)**OPEN ACCESS**

012061

### Identification of *Mycobacterium tuberculosis* Bacteria with TB Antigen MPT64 Rapid Test Against Patients with Suspect Pulmonary Tuberculosis in Lubuk Alung Pulmonary Hospital, Padang Pariaman

E Bahar and A E Putra

[+ View abstract](#) [View article](#) [PDF](#)**OPEN ACCESS**

012062

### Hypoxia increased malondialdehyde from membrane damages is highly correlated to HIF-1 $\alpha$ but not to renin expression in rat kidney

A R Prijanti, F C Iswanti, F Ferdinal, S W A Jusman, R R Soegianto, S I Wanandi and M Sadikin

[+ View abstract](#) [View article](#) [PDF](#)**JOURNAL LINKS**[Journal home](#)[Information for organizers](#)[Information for authors](#)[Search for published proceedings](#)[Contact us](#)[Reprint services from Curran Associates](#)



# IOP Conference Series: Materials Science and Engineering

# 24

H Index

**Country**

[United Kingdom](#) - [SIR Ranking of United Kingdom](#)

**Subject Area and Category**

[Engineering](#)  
[Engineering \(miscellaneous\)](#)  
[Materials Science](#)  
[Materials Science \(miscellaneous\)](#)

**Publisher**

**Publication type**

Conferences and Proceedings

**ISSN**

17578981, 1757899X


**Coverage**

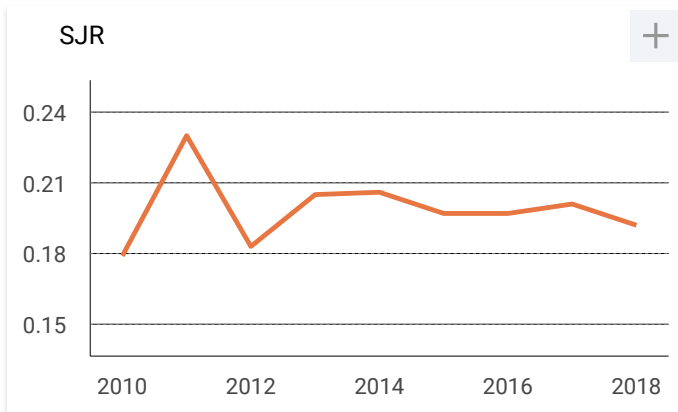
2009-ongoing

**Scope**

The open access IOP Conference Series provides a fast, versatile and cost-effective proceedings publication service for your conference. Key publishing subject areas include: physics, materials science, environmental science, bioscience, engineering, computational science and mathematics.



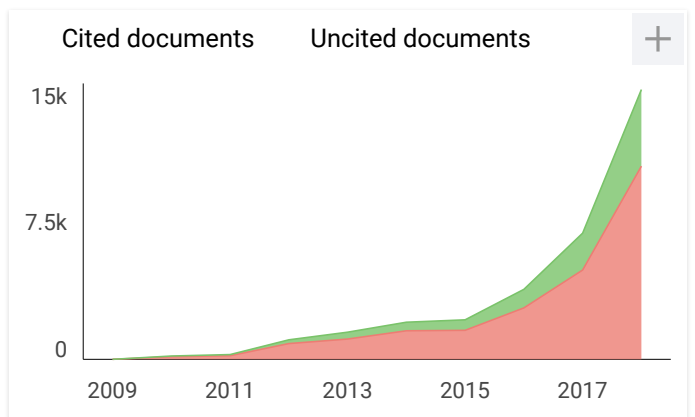
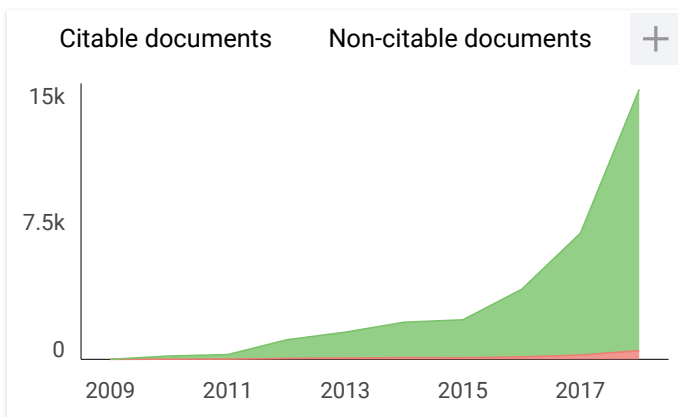
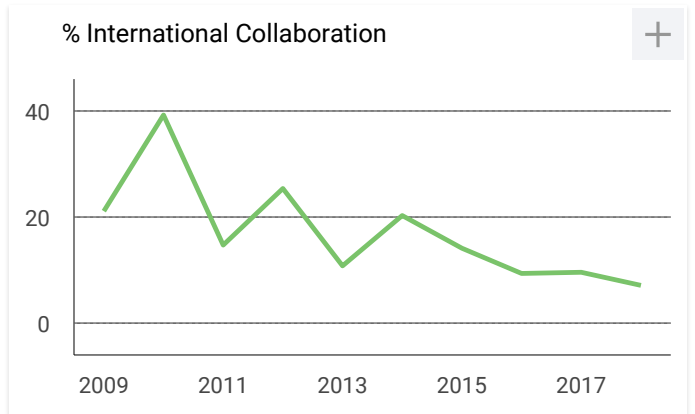
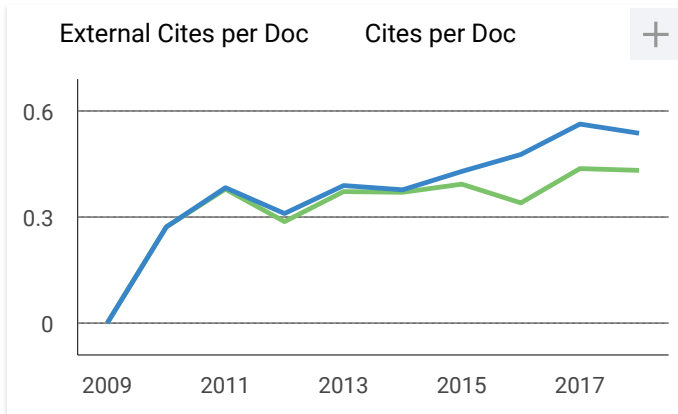
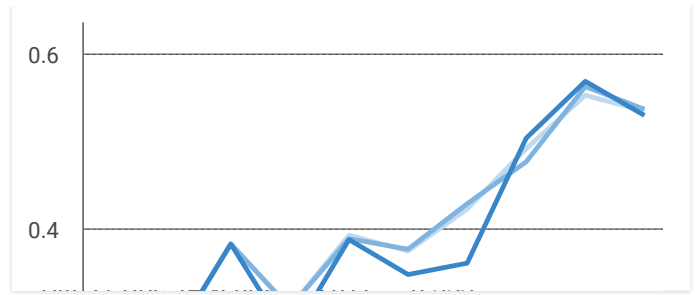
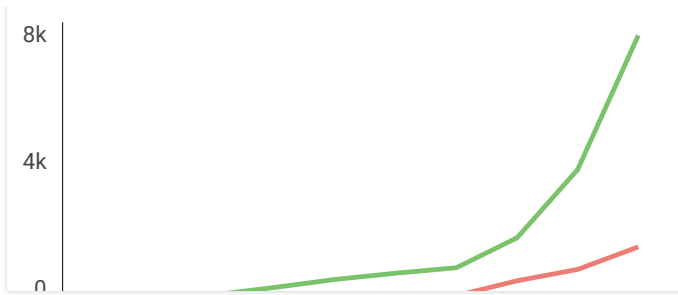
- [Homepage](#)
- [How to publish in this journal](#)
- [Contact](#)
-  [Join the conversation about this journal](#)



Citations per document +

Total Cites    Self-Cites +





**IOP Conference Series: Materials Science and...**

Not yet assigned quartile

**SJR 2018**  
**0.19**

powered by scimagojr.com

← Show this widget in your own website

Just copy the code below and paste within your html code:

```
<a href="https://www.scimaç
```

0

**osamah raad** 3 days ago

please how can I know the dates future conferences of IOP? are there any website for that purpose?

Regards

reply

# Source details

## IOP Conference Series: Earth and Environmental Science

Scopus coverage years: from 2010 to Present

ISSN: 1755-1307 E-ISSN: 1755-1315

Subject area: Earth and Planetary Sciences: General Earth and Planetary Sciences  
Environmental Science: General Environmental Science

CiteScore 2018 **0.44** ⓘ

SJR 2018 **0.170** ⓘ

SNIP 2018 **0.536** ⓘ

[View all documents >](#)

[Set document alert](#)

[Journal Homepage](#)

[CiteScore](#) [CiteScore rank & trend](#) [CiteScore presets](#) [Scopus content coverage](#)

CiteScore 2018 ▾

Calculated using data from **30 April, 2019**

### CiteScore rank ⓘ

$$0.44 = \frac{\text{Citation Count 2018}}{\text{Documents 2015 - 2017*}} = \frac{2.434 \text{ Citations >}}{5.583 \text{ Documents >}}$$

\*CiteScore includes all available document types

[View CiteScore methodology >](#) [CiteScore FAQ >](#)

Category	Rank	Percentile
Earth and Planetary Sciences	#126/182	30th
General Earth and Planetary Sciences		
Environmental Science	#143/192	25th

### CiteScoreTracker 2019 ⓘ

Last updated on *12 August, 2019*  
Updated monthly

$$0.19 = \frac{\text{Citation Count 2019}}{\text{Documents 2016 - 2018}} = \frac{2.930 \text{ Citations to date >}}{15.183 \text{ Documents to date >}}$$

[View CiteScore trends >](#)

[Add CiteScore to your site](#) 🌐

Metrics displaying this icon are compiled according to Snowball Metrics ↗ , a collaboration between industry and academia.

#### About Scopus

- [What is Scopus](#)
- [Content coverage](#)
- [Scopus blog](#)
- [Scopus API](#)
- [Privacy matters](#)

#### Language

- [日本語に切り替える](#)
- [切换到简体中文](#)
- [切换到繁體中文](#)
- [Русский язык](#)

#### Customer Service

- [Help](#)
- [Contact us](#)

# Penerbitan Proceeding IOP

Inbox x



purkan purkan <purkan@fst.unair.ac.id>

Thu, Oct 25, 2018, 5:33 PM



to bmmasadepan9, hamidah, saikhu-a-h, afaf-b, ulfalunks15, mulyadi, miratul, purkan, larsihdentist, bitya.ariantini-2017, UsregSri, retno-h, Citrawati, niarukman, Ganden, miftakhul.jannatin-2015, me, sri, evysain

Indonesian > English [Translate message](#)

[Turn off for: Indonesian](#)

Assalamu'alaikum wr wb

Bpk ibu Author Yth,

Panitia internasional conference cosci dan seminar pbmmi saat ini sedang memproses publikasi **proceeding IOP** (SCOPUS Indexing) terhadap full paper bapak ibu. Terkait ini naskah bapak ibu akan direview terlebih dahulu oleh tim reviewer sebelum dikirim ke IOP, untuk meminimalkan proses rejection. Biaya publikasi per-naskah **sebesar Rp. 1.250.000,-** dibebankan kepada authornya. Biaya tersebut diperlukan untuk biaya review dan layout (Rp 250.000) dan penerbitan (Rp. 1.000.000,-). Apabila dikemudian hari ada naskah yang kena reject oleh publisher IOP, maka biaya penerbitan terhadap naskah yang kena reject akan dikembalikan kepada authornya.

Pembayaran biaya publikasi **sebesar Rp. 1.250.000,-** dapat disetor ke :

Rekening bank mandiri : 141-00-0985024-9

a/n : Purkan

Mohon pembayaran biaya publikasi dilakukan paling lambat hari Selasa 30 Oktober 2018. Bukti setoran mohon dikirim via email atau ke nomor wa: 085861682818.

List full paper bapak ibu yang akan kami proses ke publisher **IOP** dapat dilihat di attachment file.

Atas perhatiannya, kami sampaikan terima kasih

Salam

Purkan

Daftar naskah dan correspondence author untuk publikasi IOP

No	Nama	Jenis	Email address
1	Ulfalunks15	Author	ulfalunks15@fst.unair.ac.id
2	Mulyadi	Author	mulyadi@fst.unair.ac.id
3	Miratul	Author	miratul@fst.unair.ac.id
4	Purkan	Author	purkan@fst.unair.ac.id

PAPER • OPEN ACCESS

## Determination of Brønsted Acid Sites In Porous Aluminosilicate Solid Catalysts Using Volumetric And Potentiometric Titration Method

To cite this article: A Purwaningsih *et al* 2019 *IOP Conf. Ser.: Earth Environ. Sci.* **217** 012002

View the [article online](#) for updates and enhancements.



**IOP | ebooks™**

Bringing you innovative digital publishing with leading voices to create your essential collection of books in STEM research.

Start exploring the collection - download the first chapter of every title for free.

# Determination of Brønsted Acid Sites In Porous Aluminosilicate Solid Catalysts Using Volumetric And Potentiometric Titration Method

A Purwaningsih<sup>1</sup>, A N Kristanti<sup>1</sup>, D Z Mardho<sup>1</sup>, D W Saraswati<sup>1</sup>, N M Putri<sup>1</sup>, N H Saputri<sup>1</sup>, Hartati<sup>1\*</sup>

<sup>1</sup>Departement of Chemistry, Science and Technology Faculty, Airlangga University, Surabaya, East Java, Indonesia

\* hartati@fst.unair.ac.id

**Abstract.** The Brønsted acid site was determined by using volumetric and potentiometric titration method. The result showed that the Brønsted acid sites of synthesized aluminosilicate using volumetric titration method are aluminosilicate-1: 0.5491; aluminosilicate-2: 0.5523; and aluminosilicate-3: 0.5772 mmol/g and using potentiometric titration method are aluminosilicate-1: 4.7087; aluminosilicate-2: 5.5739; and aluminosilicate-3: 8.1059 mmol/g. FTIR-pyridine also showed the same trend line, the Brønsted acid sites concentration increased by the increasing of Si/Al mole ratio. The results of the measurement using FTIR-pyridine showed the Brønsted acid sites concentration of aluminosilicate-1; aluminosilicate-2; and aluminosilicate-3 were 0.0293; 0.330; and 0.0336 mmol/g, respectively. The Brønsted acid sites concentration of aluminosilicate was higher using volumetric titration and potentiometric titration methods than using the FTIR-pyridine method, but the trend line was the same, the higher Si/Al mole ratio, concentration of Brønsted acid sites increased.

**Keyword :** Brønsted Acid, Aluminosilicate Solid, Volumetric, Potentiometric Titration

## 1. Introduction

The catalysts need for a wide range of organic reactions is currently increasing. The type of catalyst which is the first interest nowadays is the heterogeneous catalyst. Aluminosilicates are widely used as heterogeneous catalysts for many chemical reactions. Aluminosilicate compound can be used as a catalyst because it can react in the surface area, has a good cation-exchange capability, and its Brønsted acid properties can be used for the conversion of hydrocarbons [1, 2].

The acidity of a catalyst play an important role in catalytic properties [3]. The higher the acid site, the surface area, and the larger the pore diameter, the active site of the catalyst will be greater so that the catalytic activity will be higher [4]. The acidity of a catalyst includes the nature, amount, and strength of the acid side [5]. Various methods have been used to quantify and characterize the acidity of aluminosilicate.

Determination of Brønsted acid site can use volumetric titration method, catalyst with cation-exchange treatment, catalyst with no further purification, and also catalyst which was milled before use had the concentration of Brønsted acid sites respectively of 0.63; 0.89; and 0.39 mmol/g. Potentiometric titration method indicates a higher Brønsted acid sites concentration compared with using FTIR-pyridine method [6]. Total concentration of Brønsted acid sites on H-Beta-25; H-Beta-300; H-Ferrierite-20; and Si-MCM-48 using potentiometric titration method were 1040; 670; 1100; and 280  $\mu\text{mol/g}$ , while through FTIR-pyridine method, the concentration of Brønsted acid site on H-Beta-25 acid side; H-Beta-300; H-Ferrierite-20; and Si-MCM-48 were respectively 301; 82; 357; and 12  $\mu\text{mol/g}$  [7]. Potentiometric titration could be used in matters of materials such as zeolite with micro-mesoporus pore size [8].

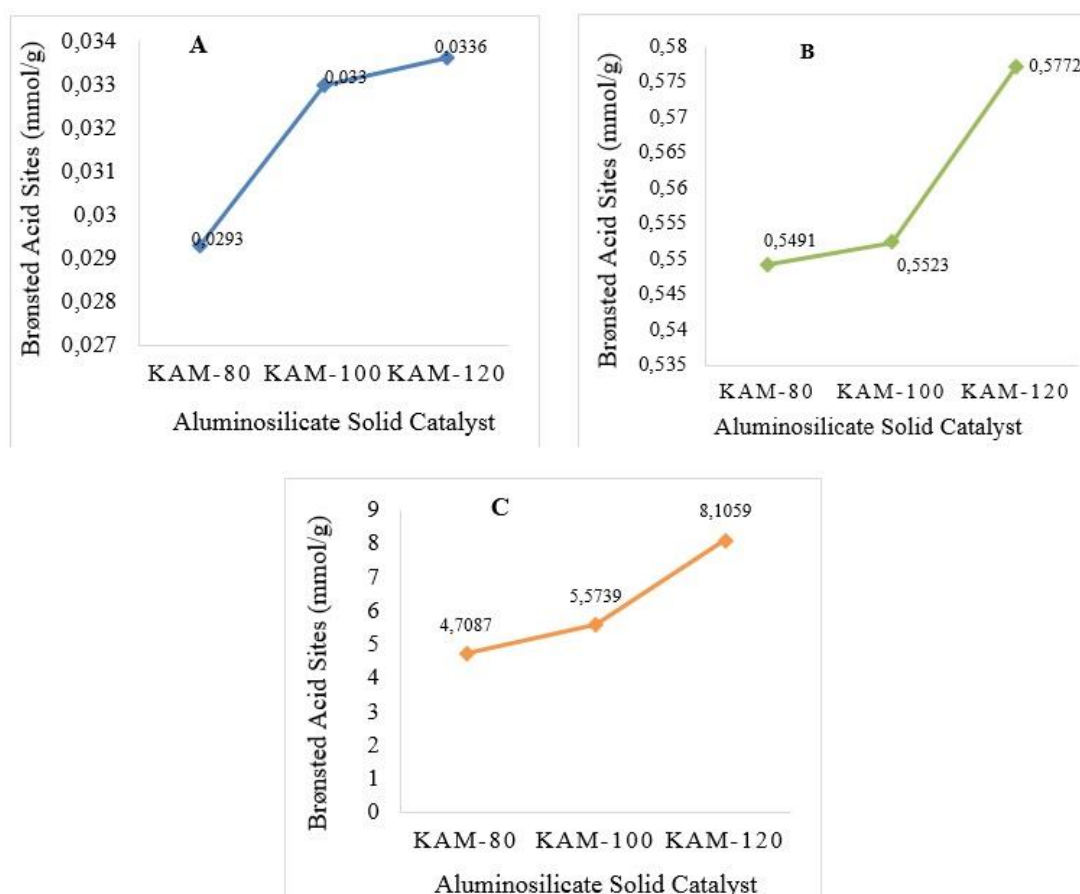
In a previous study, the Brønsted acid site test was performed using FTIR-pyridine [9-11]. However, the Brønsted acid site test using FTIR-pyridine was less effective as it resulted in lower acid side concentrations [7]. Therefore, in this paper, the results of the experiments from the Brønsted acid site





After the cation exchanged, the synthesized aluminosilicates solid catalyst were tested on the acid side. The results of the Brønsted acid site test using volumetric titration method showed that the Brønsted acid sites concentration of aluminosilicate-1; aluminosilicate-2; and aluminosilicate-3 were 0.5491; 0.5523; and 0.5772 mmol/g, respectively. The results of the Brønsted acid site test using potentiometric titration method showed that the Brønsted acid sites concentration of aluminosilicate-1; aluminosilicate-2; and aluminosilicate-3 were 4,7087; 5,5739; and 8,1059 mmol/g. Potentiometric graph can be seen in Figure 3. Both results show the same trend line, the higher the Si/Al mole ratio, the higher the concentration of Brønsted acid sites.

The Brønsted acid site concentration of aluminosilicate samples using FTIR-pyridine also showed the same trend line, the concentration of Brønsted acid sites increased by the increasing of Si/Al mole ratio. The results of the measurement using FTIR-pyridine showed the Brønsted acid sites concentration of aluminosilicate-1; aluminosilicate-2; and aluminosilicate-3 were 0.0293; 0.0330; and 0.0336 mmol/g [13]. The Brønsted acid sites concentration of aluminosilicate samples was higher using volumetric titration and potentiometric titration methods than using the FTIR-pyridine method, but the trend line was the same, the higher Si / Al ratio, concentration of Brønsted acid sites increased [14] (can be seen in Figure 2). The concentration of acid sites of synthesized aluminosilicate with high Si/Al mole ratio can be seen in Table 1.



**Figure 2.** The Increasing of Brønsted Acid Sites Concentration of Aluminosilicate Solid Catalyst with High Si/Al Mole Ratio **A** FTIR-Pyridine Method **B** Volumetric Titration Method **C** Potentiometric Titration Method

Table 1. Concentration of Brønsted Acid Sites

Acidity Test Method	Samples	Weight (g)	Concentration of Brønsted Acid Sites (mmol/g)
FTIR-Pyridine	Aluminosilicate-1	0.0142	0.0293
	Aluminosilicate-2	0.0121	0.0330
	Aluminosilicate-3	0.0123	0.0336
Volumetric Titration	Aluminosilicate-1	0.0519	0.5491
	Aluminosilicate-2	0.0516	0.5523
	Aluminosilicate-3	0.0518	0.5772
Potentiometric Titration	Aluminosilicate-1	0.0128	4.7087
	Aluminosilicate-2	0.0115	5.5739
	Aluminosilicate-3	0.0126	8.1059

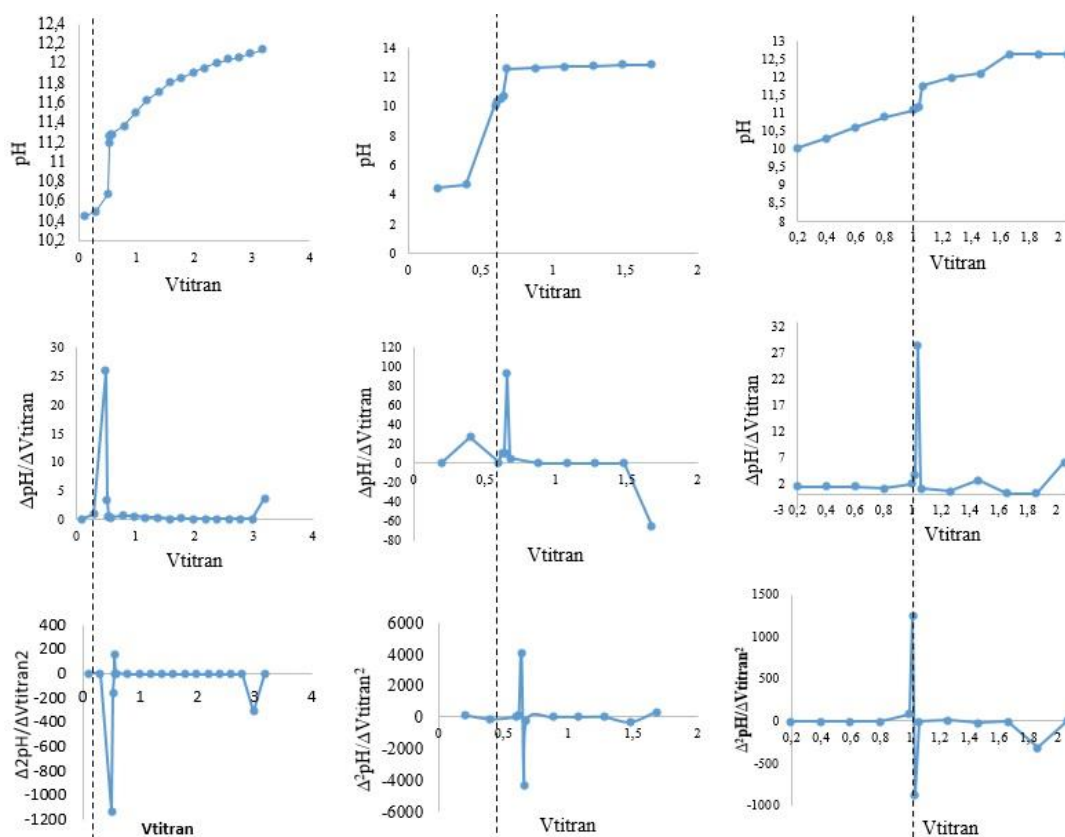


Figure 3. Potentiometric Titration Graphic (a) Aluminosilicate-1 (b) Aluminosilicate-2 (c) Aluminosilicate-3

#### 4. Conclusions

In this study, it can be concluded that the acidity test can be done by using volumetric titration and potentiometric titration method. The results showed that the concentration of Brønsted acid sites was higher using volumetric titration and potentiometric titration method than using the FTIR-Pyridine method, with the same trend line, the higher Si/Al mole ratio, concentration of Brønsted acid sites increased.



## References

- [1] Lopes, A. C., Martins, P., and Lanceros-Mendez, S., 2014, Aluminosilicate and Aluminosilicate Based Polymer Composites: Present Status, Applications and Future Trends, *Progress in Surface Science*, 89 (3), 239-277.
- [2] Caillot, M., Chaumonnot, A., Digne, M., and Bokhoven, J. A., 2014, The Variety of Brønsted Acid Sites in Amorphous Aluminosilicates and Zeolites, *Journal of Catalysis*, 316, 47-56.
- [3] Auroux, Aline, 2006, Acidity and Basicity: Determination by Adsorption Microcalorimetry, *Springer-Verlag Berlin Heidelberg*, 59-138.
- [4] Čejka, J., Bekkum, H., Corma, Avelino, and Schuth, F., 2007, Introduction to Zeolite Science and Practice. 3rd Revised Edition, *Studies in Surface Science and Catalysis*, 168, 747-987.
- [5] Harber, J., Block, J. H., and Delmon, B., 1995, Manual of Methods and Procedures for Catalysts Characterization, *Pure and Applied Chemistry*, 67, 1257-1306.
- [6] Torres, M. D. Jiménez-osés, G., Mayoral, J.A., Pires, E., and de los Santos, M., 2012, Glycerol ketals: Synthesis and Profits in Biodiesel Blends, *Fuel*, 94, 614–616.
- [7] Yu, K., Kumar, N., Aho, A., Roine, J., Heinmaa, I., Murzin, D. Y., and Ivaska, A., 2016, Determination of Acid Sites in Porous Aluminosilicate Solid Catalysts for Aqueous Phase Reactions Using Potentiometric Titration Method, *Journal Of Catalysts*, 335, 117-124.
- [8] Shcherban, N. D., Filonenko, S. M, Barkov, R. Y., Sergiienko, S. A., Yu, K., Heinmaa, I., Ivaska, A., and Murzin, D. Y., New Insights in Evaluation of Acid Sites in Micro-Mesoporous Zeolite-Like Materials Using Potentiometric Titration Method, *Applied Catalysis A: General*, 543, 34-42.
- [9] Rodriguez, I., Climent, M.J., Iborra, S., Fornds, V., and Corma, A., 2000, Use of delaminated zeolites (ITQ-2) and Mesoporous Molecular Sieves in the Production of Fine Chemicals: Preparation of Dimethylacetals and Tetrahydropyranlylation of Alcohols and Phenols, *Journal of Catalysis*, 192(2), 441-447.
- [10] Ajaikumar, S., and Pandurangan, A., 2008, Reaction of Benzaldehyde with Various Aliphatic Glycols in The Presence of Hydrophobic Al-MCM 41: A Convenient Synthesis of Cyclic Acetals, *Journal of Molecular Catalysis A: R Chemical*, 290, 35-43.
- [11] Lin, F. A. N. G., Zhang, K., Lu, C. H. E. N., and Peng, W. U., 2013, Carbon- Coated Mesoporous Silica Functionalized with Sulfonic Acid Groups and Its Application to Acetalization, *Chinese Journal of Catalysis*, 34 (5), 932-941.
- [12] Augustine, R. L., 1995, Heterogeneous Catalysis for Synthetic Chemist, *Marcel Dekker, Inc.*, New York, p.190.
- [13] Putri, N. M., 2016, Activity Test of High Si/Al Mole Ratio Aluminosilicate in The Acetalization and Ketalization Reaction, Undergraduated Thesis, Airlangga University, Surabaya.
- [14] Ramirez, A., Sifuentes, C., Manciu, F.S., Komarneni, S., Pannell, K.H., Chianelli, R.R., 2011, The Effect of Si/Al Ratio and Moisture on An Organic/Inorganic Hybrid Material: Thioindigo/ Montmorillonite, *Applied Clay Science*, 51, 61-67.

## Acknowledgement

We acknowledged RISTEKDIKTI (Grant: Program Unggulan Perguruan Tinggi (PUPT)).